

# Attachment One (1)

Committee on Domestic Violence  
January 23, 2025

Contents:  
November 7, 2024 Meeting  
Minutes

**NEVADA OFFICE OF THE ATTORNEY GENERAL  
COMMITTEE ON DOMESTIC VIOLENCE (CDV)**

**MEETINGS MINUTES**

*Thursday, November 7th, 2024, at 11:00 a.m.*

**Meeting Location:**

Clark County Government Building Conference Room  
101 Civic Way  
Laughlin, NV 89029

**Microsoft Teams meeting**

**Join on your computer, mobile app or room device.**

**[Join the meeting now](#)**

Meeting ID: 287 083 488 265

Passcode: 7JXPH2

**Dial in by phone**

**[+1 775-321-6111,,578662316#](#)** United States, Reno

**[Find a local number](#)**

Phone conference ID: 578 662 316#

For organizers: **[Meeting options](#)** | **[Reset dial-in PIN](#)** Thank you for planning to attend this  
Teams meeting.

1. Call to order and roll call of members.
  - a. The CDV meeting was called to order at 11:00 a.m.
  - b. Present
    - Attorney General Aaron Ford (Chair)
    - Scott, Annette
    - Green, April
    - Abdur-Raheem, Elizabeth
    - Lynch, Judge Patricia
    - Hall, Karl
    - Metherell, Leticia
    - Morris, Marla

- Ortenburger, Liz
- Harig, Tracy
- Ingram, Tyler
- Duncan, Wes
- Larson, Zach

c. Absent

- Green, Elynne
- Gradick, Jamie
- Payne, Doctor Pamela
- Ramos, Suzanne
- Spool, Judge James

a. Staff

- Benitez-Thompson, Teresa
- Reilly, Nicole
- Rasul, Henna
- Trevino, Jamie

b. Public

- Bethards, Stephanie
- Briscoe, Judge Gino
- Clustka, Andrea
- Griffiths, Deborah
- Larson, Carrie
- Lopez, Crystal
- McAdams, Cheryl
- McDade-Williams, Marla
- Ornelas, Elizabeth
- Perez, Tara
- Rogers, Lt. Grant
- Trenoweth, Tracy

c. Quorum established.

**2. Public Comment.**

- a. Liz Ortenburger, CEO from SafeNest, commented on a set of investigative journalism articles that came out recently regarding SafeNest. The state conducted a surprise investigation of their shelter and their reports showed no further action needed. SafeNest welcomes investigations and questions around these news articles as safety operates in a transparent way as does all their programs and financials.

**3. Introductions from Local Partners.**

4. **For Discussion and Possible Action:** Review, discussion and possible approval of the *August 28, 2024 Meeting Minutes*.
  - a. Approved unanimously with an adjustment to April Green being marked present at the August meeting.
  
5. **For Discussion and Possible Action:** Teresa Benitez-Thompson, Nevada Office of the Attorney General, will lead a discussion on combining the applicable duties of the Advisory Committee on the Rights of Survivors of Sexual Assault with the statutory duties of the Committee on Domestic Violence. Members will possibly vote on combining the committees as well as proposed language for the combination of duties if so voted on.
  - a. Volunteers met on October 2<sup>nd</sup> to make language changes to the statute. Language changes were reviewed in this meeting to make sure nothing was missed or needed to be added.
  - b. Main changes for CDV membership: Change from 2 domestic violence service providers to specifically one domestic violence service provider and one sexual assault provider, two survivors – one with domestic violence and one with sexual assault backgrounds, and the medical professional needs to have forensic experience.
  - c. Added “and sexual assault” to the end of the Committee on Domestic Violence and added that language throughout the statute to show that the committees are combined.
  - d. Committee members discussed if human trafficking should be added into the committee or not. Members decided not to add it officially but will allow open trafficking discussions as it intersects with DV and SA.
  - e. Motion to approve new membership changes as amended approved unanimously.
  
6. **For Discussion:** Nicole Reilly, Nevada Office of the Attorney General, will review the 2023 LCB report as a reference. Members will discuss the materials they would like to include in the 2025 report and develop the questions that will be sent to the judges statewide for inclusion in the report.
  - a. Members discussed the possibility of bringing multidisciplinary teams into schools for a “safety meeting” to teach children/teens about safe/healthy relationships, advocacy, the justice/law side of DV/SA as well.
  - b. LCB Report is due March 1<sup>st</sup> (another CDV meeting will be planned before then to finalize this report).
  - c. Members discussed questions being sent by the AOC out to the judges and will send in more recommendations to Ombudsman Reilly so the questions can be sent out by December 1<sup>st</sup>.
  - d. Members reiterated that it is important to add a very short meeting summary at the beginning of the report before going more in depth for each individual meeting review due to potential time constraints.

7. **For Discussion and Possible Action:** Nicole Reilly, Nevada Office of the Attorney General, will present the 2023 draft Domestic Violence Fatality Review Report. Members will discuss for changes or additions and possibly vote on finalizing and publishing the report
  - a. Members discussed how the FRT report was put together and why it took longer than expected to get it finalized.
  - b. Members agreed to add a resource page to the back of the report.
  - c. Motion approved unanimously.
8. **For Discussion:** Nicole Reilly, Nevada Office of the Attorney General, will present the updated State of Nevada Domestic Violence Prosecution Best Practices Guideline and take volunteers to work on updating the Prosecution Best Practices Advocate Section.
  - a. Members will get a draft to Attorney General Ford to push this to the Prosecution Advisory Council by end of January/early February.
  - b. Members stressed that this “best practices section” needs to blatantly explain the differences between a system advocate and community advocate.
9. **For Discussion and Possible Action:** Nicole Reilly, Nevada Office of the Attorney General, will provide an update on the Data Subcommittee Action Plan. Members will discuss and possibly vote on sunsetting the Subcommittee and making the data project an ongoing project of the CDV.
  - a. Members discussed whether to make data collection a standing item on future CDV agendas.
  - b. Members discussed the possibility of using VAWA funds for a data person but how limited those funds were.
  - c. Motion to sunset the Data Subcommittee was approved unanimously.
10. **For Discussion and Possible Action:** Attorney General Aaron D. Ford will lead a discussion on identifying gaps in the system and areas of need for victims. Members will possibly vote on any projects the Committee would like to adopt as well as a subcommittee to work on the projects and report back to the CDV.
  - a. CDV Members would like to implement training for committee members. Discussed where to find these trainings and how to make them available for members.
  - b. Members discussed getting a Southern rural prosecutor and the potential for more stand-up specialty prosecutors in rural areas.
  - c. Members discussed the need for more forensic nurses and what those barriers looked like.
  - d. Members discussed a UNR/UNLV partnership online and at each school for training classes.
  - e. Members discussed having committee members go to various agencies and other committees (such as the judiciary committee and DAG

meetings) to help bolster the committee's cause and spread awareness and come up with new ideas.

11. **For Discussion:** the CDV and Subcommittee's tentative future meeting dates:

- Data Subcommittee: OFFICIALLY SUNSETTED
- Committee on Domestic Violence: TBD | Location: Teams

12. **Public Comment.**

a. None.

13. **For Action:** Adjournment.

Minutes respectfully drafted by **Jamie Trevino**  
Edited by **Nicole Reilly**  
Office of the Attorney General

# Attachment Two (2)

Committee on Domestic Violence  
January 23, 2025

Contents: FRT Report



## **Nevada Office of the Attorney General Committee on Domestic Violence (CDV) Fatality Review Team Report**

**December 3, 2024**

### **Summary of Review:**

On December 3, 2024, the Nevada Office of the Attorney General Committee on Domestic Violence Statewide Fatality Review Team (AG-DVSFRT) conducted a review of domestic violence fatalities in Elko County. The purpose of the review was to gather information about fatalities related to domestic violence in Nevada and to identify any opportunities for intervention. In addition to this review, the subcommittee also worked to generate discussion about the state response to domestic violence, prevention, and intervention efforts. The multidisciplinary review process works to identify opportunities for improvement and make recommendations for prevention of future deaths related to domestic violence.

Below is a list of identified opportunities for improvement as well as resources and suggested strategies for implementation.

### **Opportunities Identified by the Review Team:**

***Issue #1:** Children who have immediate placement such as next of kin or friend of the family quite often are missed in the aftermath of the traumatic incident they experienced and do not receive immediate and ongoing mental health services.*

*Without treatment, childhood exposure to traumatic events, especially an extremely traumatic event can affect the brain and nervous system and increase risk-taking behaviors resulting in low attendance at school, interpersonal issues, increased involvement with the juvenile justice system, run aways, etc.*



*It is extremely important for children to receive immediate mental health support after a traumatic event, as early intervention can significantly reduce the long-term negative impacts on their development and well-being, potentially preventing more severe mental health issues like PTSD, anxiety, and depression later in life; untreated trauma can affect brain development, emotional regulation, and social functioning in children resulting in behavior issues through adulthood.*<sup>1</sup>

*During the review it was identified that one of the surviving/witnessing children, after witnessing the horrific event of a double homicide/suicide, began missing school, getting suspended from school, got arrested for battery of an ex-girlfriend while in high school, was in a juvenile detention facility, was expelled from school, then at 18 years old, while on probation, brought a gun to the high school and threatened someone. He was arrested and sentenced to three (3) years in prison. Sadly, the exact outcomes stated in the cited research on the topic of the impacts of childhood trauma.*

*As stated in the Children's Legal Rights Journal "there is a strong likelihood that this pattern of abuse will become a continuing cycle of violence for the next generation. **Whether or not children grow up in a home where there is domestic violence is the single best predictor of whether children eventually become either perpetrators or victims of domestic violence themselves.**"*<sup>2</sup>

#### **Proposed Response:**

It is recommended agencies that operate to serve youth or have the opportunity to interact with youth in any way make ongoing training a priority especially focusing on creating an atmosphere of trust, non-judgment, patience and safety among Department of Child and Family Services staff, school social workers, teachers, school administrators, law enforcement officers, juvenile justice officers, etc. so families are even willing to look at interventions for themselves and their children. By doing this we can strengthen family wrap around supportive services and make early interventions for high-risk families and children.

To support the identification of high-risk youth it is recommended for strong interdisciplinary teams to work regularly tracking these children and teens for the

---

<sup>1</sup> [https://www.nctsn.org/what-is-child-trauma/about-child-trauma#:~:text=Without%20treatment%2C%20repeated%20childhood%20exposure%20to%20traumatic,ea,ting%20disorders%2C%20substance%20use%2C%20and%20high%2Drisk%20activities\).&text=Traumatic%20stress%20can%20also%20lead%20to%20increased,the%20child%20welfare%20and%20juvenile%20justice%20systems.](https://www.nctsn.org/what-is-child-trauma/about-child-trauma#:~:text=Without%20treatment%2C%20repeated%20childhood%20exposure%20to%20traumatic,ea,ting%20disorders%2C%20substance%20use%2C%20and%20high%2Drisk%20activities).&text=Traumatic%20stress%20can%20also%20lead%20to%20increased,the%20child%20welfare%20and%20juvenile%20justice%20systems.)

<sup>2</sup> Centers 2021] 64 2 Children's Legal Rights Journal, Vol. 41, Iss. 1 [2021], Art. 7  
<https://lawcommons.luc.edu/clrj/vol41/iss1/7>

purpose of developing the best approach and person to begin the intervening process and provision of services.

We do understand that this will take additional resources that are not available now for these services. For this reason, the Team requests the State fund the “Account to Support Children’s Advocacy Centers (CAC’s), The Division of Child and Family Services may use the money in the Account to provide monetary support for the establishment and operation of children’s advocacy centers.” (NRS 432B.4019). The CAC’s model is designed to serve this exact purpose. A CAC intentionally creates a fully immersive child-friendly, safe space that can serve as a counseling center for primary and secondary child victims of violence whenever they are identified.

**Issue #2:** *There is a significant need of pro-bono attorneys especially in the areas of child welfare and guardianship statewide. Many children and non-offending family members suddenly having to take responsibility for children unexpectedly are left to struggle and fail in a system that is not designed to be user friendly adding to the already high-risk designation inherent in living through violence.*

**Proposed Response:**

Each county identifies the most appropriate agency or group to run an ongoing campaign for pro bono attorneys in their jurisdiction. Personal requests from professionals in your own community have a much greater impact from requirements from the bar or pleas from Legal Aid organizations.

**Issue #3:** *Reporting suspected child abuse or neglect can be an intimidating process. This is true even for professionals whose work revolves around children and families including: advocates, health care professionals, teachers, and mental health providers.*

*A 2017 meta-analysis published in the Journal of Nursing and Midwifery Sciences titled Challenges of reporting child abuse by healthcare professionals: A narrative review<sup>3</sup>, sought to answer the research authors concluded healthcare professionals struggled for a number of reasons some of these especially resonate with what is experienced across Nevada.*

- *Lack of knowledge – healthcare professionals needed more information about the “rules, procedures, and the way to report child abuse;”*

---

<sup>3</sup> Azizi M ShahhosseiniZ. Challenges of reporting child abuse by healthcare professionals: A narrative review. J Nurs Midwifery Sci 2017;4:110-6

- *Attitudes and beliefs – healthcare professionals often based their decisions to report on outcomes of previous reporting. They also had fears that are especially relevant in domestic violence situations including:*
  - *Fear of threats and family retaliation;*
  - *Fear of upsetting the family;*
  - *Fear that the children will be further isolated and stigmatized*
  - *Fear of making the family situation worse; and*
  - *Fear of intensifying the abuse.*
  
- *Interpersonal barriers –*
  - *Service providers are often concerned that reporting will cause a disconnect between the family and current services.*
  - *Some healthcare professionals do not fully understand how to handle the professional ethics of confidentiality as it pertains to mandated reporting*
  
- *Poor communication between organizations and systems – there is often “inadequate interaction between child protection systems and healthcare professionals.”*

**Proposed Response:**

These challenges are not unique to healthcare professionals but are shared across mandated reporters. A variety of cross-sector trainings should be developed to meet these challenges.

- **Mandated Reporting Fundamentals** – A basic mandated reporting training should be developed and made available for all mandated reporters to learn the basic laws, definitions, and processes of reporting in Nevada.
  - New York State has a robust on-line, bilingual training which can be found here as an example. (<https://ocfs.ny.gov/programs/cps/mandated-reporter-training.php>)
  
- **Possible Outcomes of Reporting** – The fear of causing harm to a family is valid and should not be ignored. DCFS and local CPS offices should provide training with local mandated reporters and the community at large to increase understanding of:
  - Possible and most likely results of a report
  - Process of evaluating a report
  - Resources available to families through DCFS / CPS
  - Family experiences in CPS
  
- **Family Communications Skills** – The best practice in making reports is to partner with the family and involve them in the reporting process. This also is the most trauma informed way of making a report. Most mandated reporters never receive

training on how to talk with a family about their need and intent to report. Mandated reporters should receive training on building and maintaining family trust throughout the reporting process. This should include clearly explaining any reporting requirements at the beginning of the relationship; talking with the family when the provider first has a concern; engaging the family in the call when possible; and continuing to partner with the family throughout the CPS process.

***Issue #4:*** *Rural, single-employer towns, lack resources for prevention programs with their staff and the community. An additional barrier to prevention of domestic violence in a rural community in Nevada is when there are not enough local workers to fill the need, then contracted workers are often employed with little or no connection to the company they are working for or the community they are temporarily passing through.*

**Proposed Response:**

Utilize large employers such as the mines, Tesla, or the local unions, as part of a public-private partnership in order to create support and safety programs, as well as to bolster prevention strategies within the structure of the company and community awareness campaigns to do the same in the community.

The Committee on Domestic Violence along with other stakeholders could partner with a human resources administrator to develop a virtual manual specifically tailored for the transient worker contract companies to hold them accountable for their behavior and contribution to the community. The manual would be made available to the general public as well to apply to their own situations or businesses.

***Issue #5:*** *Law enforcement and medical providers are suffering vicarious trauma after dealing with extreme violence and fatality needs to be addressed as it happens and not only dealing with the aftermath.*

**Proposed Response:**

There are three (3) counties in Nevada out of 17 which have Mobil Outreach Safety Teams, M.O.S.T.. According to the description below, these teams are made up of mental health providers currently working with law enforcement to respond to calls where a member/s of the public who are in a mental health crisis. This would be a great avenue to expand throughout the state for the same purpose they serve now, as well as adding fatality calls for them to respond to

for the first responders and any witnessing survivors support and resources which often times are the children in the home.

M.O.S.T., Mobile Outreach Safety Team, is a partnership between public mental health providers and law enforcement agencies. The team assesses a person's mental health and needs, then helps direct them to the most appropriate resources. The goal of M.O.S.T. is to keep people out of the criminal justice system and divert them to mental health services instead.

### **Proposed Action Plan:**

The Attorney General's - Domestic Violence Statewide Fatality Review Team developed each of the recommendations listed above. The report of recommendations is provided to the Committee on Domestic Violence (CDV) for discussion to identify ways the CDV and/or its members and their networks can take action in implementation. In addition, the Committee on Domestic Violence and the Ombudsman for Domestic Violence, Sexual Assault, and Human Trafficking can help support expanding immediate mental health resources for children who witness violence and first responders on scene, increasing pro bono attorneys, especially in the areas of child welfare and guardianship, training initiatives regarding mandatory reporting, and assisting stakeholders in establishing public/private partnership awareness campaigns and establishing prevention strategies within in the structure of the company.

### **Attachment A: Domestic Violence Training and Resource List**



**Domestic Violence Resource List for Judges,  
Prosecutors, Law Enforcement, Service Providers, and  
anyone interested in preventing Domestic Violence  
Homicides**

Monday, October 21, 2024

To our fellow champions:

The following list of trainings and organizations are focused on first responder mental health. We are hopeful this list will serve you well as you assist victims and any children involved. The Attorney General's Committee on Domestic Violence and the Attorney General's – Domestic Violence Statewide Fatality Review Team say we appreciate you for all you do protect and save lives.

Wishing safety and success,

*The Teams*

**Resource List**

1. <https://cops.usdoj.gov/lemhwaresources>
2. [The Training Institute on Strangulation Prevention \(strangulationtraininginstitute.com\)](http://strangulationtraininginstitute.com)
3. <https://www.sheriffs.org/mental-health-tools-and-other-resources>
4. <https://www.justice.gov/archives/asg/officer-safety-and-wellness-resources>
5. <https://www.apexofficer.com/resources/mental-health-resources-for-law-enforcement>
6. <https://www.nami.org/advocacy/crisis-intervention/crisis-intervention-team-cit-programs/>

# Attachment Three (3)

Committee on Domestic Violence  
January 23, 2025

Contents:  
Biennial Legislative Report

# **2025 Committee on Domestic Violence (CDV) Biennial Report**

**A Report to the Nevada Legislature, By the  
Committee on Domestic Violence**

**In Compliance with Nevada Revised Statute 228.470**





# Table of Contents

<b>COMMITTEE ON DOMESTIC VIOLENCE MEMBERSHIP .....</b>	<b>3</b>
<b>2025 COMMITTEE ON DOMESTIC VIOLENCE (CDV) BIENNIAL REPORT .....</b>	<b>4</b>
• <b>Introduction .....</b>	<b>4</b>
• <b>Committee on Domestic Violence Meeting Highlights (2023) .....</b>	<b>5</b>
• <b>Committee on Domestic Violence Meeting Highlights (2024) .....</b>	<b>6</b>
• <b>Legislative Summary.....</b>	<b>7</b>
<b>APPENDIX A .....</b>	<b>8</b>
• <b>Judicial Domestic Violence Survey Summary.....</b>	<b>8</b>
<b>APPENDIX B.....</b>	<b>11</b>
• <b>2023 and 2024 Nevada Crime Statistics.....</b>	<b>11</b>
<b>APPENDIX C.....</b>	<b>20</b>
• <b>Nevada Judiciary 2023 Annual Report Appendix Tables .....</b>	<b>20</b>
<b>APPENDIX D.....</b>	<b>113</b>
• <b>Victim Notifications.....</b>	<b>113</b>
<b>APPENDIX E.....</b>	<b>121</b>
• <b>2023 Attorney Generals' Domestic Violence Statewide Fatality Review     Team Report.....</b>	<b>122</b>
• <b>2024 Attorney Generals' Domestic Violence Statewide Fatality Review     Team Reports.....</b>	<b>129</b>

## COMMITTEE ON DOMESTIC VIOLENCE MEMBERSHIP

<b>Aaron Ford</b> Nevada Attorney General, Committee Chairman Nevada Office of the Attorney General	<b>Suzanne Ramos</b> Committee Vice-Chair Victim Advocate Reno City Attorney's Office
<b>Annette Scott</b> Community Advocate/Survivor Founder Tapestry	<b>April Green</b> Directing Attorney Legal Aid Center of Southern Nevada (Family Justice Project)
<b>Elizabeth Abdur-Raheem</b> Executive Director Nevada Coalition to End Domestic and Sexual Violence (NCEDSV)	<b>Elynn Greene</b> Manager of Victim Services/HT LV Metropolitan Police Department (LVMPD)
<b>Jamie Gradick</b> Rural Courts Coordinator Administrative Office of the Courts	<b>Judge James Spoo</b> Justice of the Peace Sparks Justice Court
<b>Judge Patricia Lynch</b> Retired Senior Justice of the Peace Reno Justice Court	<b>Karl Hall</b> Reno City Attorney Reno City Attorney's Office
<b>Leticia Metherell</b> Health Program Manager 3 NV DPBH/Quality & Compliance	<b>Liz Ortenburger</b> Chief Executive Officer SafeNest
<b>Marla Morris</b> Executive Director Austin's House	<b>Tracy Harig</b> Nurse Practitioner Reno Orthopedic Center
<b>Tyler Ingram</b> Elko District Attorney Elko District Attorney's Office	<b>Zach Larson</b> Chief Operating Officer Legal Rehab Services (LRS)

***Office of the Attorney General staff to Committee:***

Nicole Reilly, Ombudsman for Domestic Violence, Sexual Assault and Human  
Trafficking

Henna Rasul, Senior Deputy Attorney General to the Committee

Jamie Trevino, Assistant to the Ombudsman

# 2025 COMMITTEE ON DOMESTIC VIOLENCE (CDV) LEGISLATIVE COUNSEL BUREAU

## BIENNIAL REPORT

### Introduction

Per NRS 228.470 the responsibilities of the Committee on Domestic Violence (CDV) is increasing awareness of the pervasiveness of domestic violence to the public and inside the criminal justice system (CJS) in each county across the state, to review and recommend trainings to the Peace Officers' Standards and Training Commission, to review appropriate issues related to the administration of the (CJS) in rural Nevada in respect to offenses involving domestic violence, and study issues related to the intersections between domestic violence, sexual assault, and human trafficking.

Every odd numbered year, the CDV submits a report to the Legislative Counsel Bureau, informing the legislature on the CDV's activities during the previous two (2) years. The report includes vital information relating to Nevada's CJS, and how the system is responding to victims of domestic violence. Included in this information is a judicial survey (**Appendix A**), 2023 and 2024 Nevada Crime Statistics data from <https://nevadacrimestats.nv.gov/tops>. We do need to consider that domestic violence is drastically under reported, therefore, these statistics only represent those individuals who have had interactions with the CJS relating to domestic violence. (**Appendix B**), the Nevada Judiciary 2023 Annual Report Appendix Tables highlighting information on domestic violence and stalking (**Appendix C**), Victim Notifications Trends (**Appendix D**), and finally, are the 2023 and 2024 Attorney Generals' Domestic Violence Statewide Fatality Review Team (AG-DVSFRT) Reports (**Appendix E**).

The mission of the CDV is to drive the initiative of eliminating domestic violence helping to break the cycle of violence in Nevada. The purpose of the CDV is to prevent and eliminate domestic violence through increased public awareness, trainings for system professionals and recommending legislation based off the current issues victims of domestic violence are experiencing.

The membership requires at least two individuals must be residents of a county whose population is less than 100,000 with the overall membership representing a variety of disciplines, including law enforcement, the judiciary, prosecution, victim services, a batterer's treatment provider, a mental health care provider, and domestic violence survivors.

The CDV meets at least three times each calendar year, one of which must be held in the Fourth, Fifth, Sixth, Seventh or Eleventh Judicial Districts (which includes Elko, Esmeralda, Eureka, Humboldt, Lander, Lincoln, Mineral, Nye, Pershing, and White Pine counties).

## **Committee on Domestic Violence Meeting Highlights (2023-2024)**

### **2023**

- In 2023, the Committee on Domestic Violence (CDV) conducted multiple meetings through videoconferencing, including an in-person meeting in Pahrump, Nevada for the CDV Rural Meeting. The Committee created two (2) short term subcommittees to address specific areas of need. These subcommittees were the Justice Partners Subcommittee and the Services and Training Subcommittee in addition to the standing Attorney Generals' Domestic Violence Statewide Fatality Review Team.
- The Justice Partners Subcommittee discussed the lack of accessibility of Strangulation and SANE exams throughout the state and how many victims were turning them down due to the medical bill attached. The subcommittee was sunset in early 2023 due to AB257 addressing the members concerns.
- The Services and Training Subcommittee assisted UNR in developing their 40 Hour Advocate Training providing confidentiality for community based advocates across the state, Nevada 211 was reviewed for updated information and ease of access, and finally, the members worked on the Blue Card initiatives getting local service provider information in the hands of victims at the scene of an incident. The Subcommittee was sunset in early 2023 as its objectives had been fulfilled.
- The Domestic Violence Fatality Review Team met to review fatalities relating to domestic violence, including one involving a female perpetrator. The issues identified and recommendations to address the issues is finalized in the 2023 AG-DVSFRT Report (**Appendix E**).
- Two new subcommittees were created after the Justice Partners and the Services and Training Subcommittees were sunset: the Forensic Nursing Subcommittee and the Data Collection Subcommittee.

## 2024

- In 2024, the Committee on Domestic Violence conducted three (3) meetings, two (2) via videoconferencing and one in-person meeting in Laughlin, Nevada for the annual CDV Rural Meeting. The Committee discussed statutory changes for the focus and structure of the CDV. Language changes were unanimously agreed upon including sexual assault to the purview of the Committee on Domestic Violence. Additional member seats were added to the existing membership language to include experts working in the field of sexual assault.
- The Domestic Violence Fatality Review Team met to review a domestic violence double murder/suicide case and identified opportunities for systemic and agency improvements which are outlined in the 2024 AG-DVSFRT Report (**Appendix E**).
- The Data Collection Subcommittee identified data points across the system related to domestic violence that if consolidated could help law makers with policy decisions, law enforcement safety measures, prosecutors being able to have successful outcomes without retraumatizing the victim/s, grant writers be awarded larger funding for greater reach, etc. After a thorough systemwide research project it was identified, the information we were looking for didn't exist or wasn't accessible for a variety of reasons, much of which was antiquated systems and lack of resources to upgrade to a system that would allow the collection of the data being sought. There is however, crime statistics from the Nevada Crime Statistics Website which are included in this report (**Appendix B**). Late 2024 the subcommittee members voted to sunset the committee as its duties had been completed.
- The Forensic Nursing Subcommittee focused on how to resolve issues relating to SANE exams, payments, and how to train more forensic nurses. The subcommittee was sunset in early 2024 due to agency overlap on this issue. The CDV moved to include updates on the progress of the work at the CDV meetings.

## Legislative Summary

While the Committee on Domestic Violence did not take any position, the following bills were introduced for the for the 83<sup>rd</sup> session of the Nevada Legislature by the Office of the Attorney General:

- AB45 which makes revisions to the Committee on Domestic Violence [AB45 Text](#)
- SB14 Expands the exception to provide bail to persons who are arrested for a battery that constitutes domestic violence. [SB14 Text](#)

# APENDIX A

Nevada AGO Committee on

Domestic Violence Survey 2024

## Nevada AGO Committee on Domestic Violence Survey 2024

Survey was sent to 82 rural judges, 25 judges responded.

	1. Have you received education on the "ripple effects" of abuse (how abusers work the system into further abusing their victims)? If so, where and by whom was the training provided?	2. Have you ever witnessed parties to domestic violence/sexual assault cases using the courtroom setting and/or process to intimidate or threaten one another? If so, please provide additional comments/details, including any accommodations and/or adjustments you may have made in order to mitigate the possibility of intimidation or abuse by the parties involved.	3. What training needs or information gaps have been particularly challenging in adjudicating domestic violence/sexual assault cases?	4. Are you familiar with lethality and ACEs screening tools?	5. If you responded "yes" to Question 4, have you utilized lethality and ACEs screening tools in adjudicating domestic violence/sexual assault cases? If so, how?
1	Yes. I was the DV Hearing Master for >7 years and received countless hours of education during that time.	Yes, I have.	Not applicable.	Yes	Yes. I've used the tools to help determine an appropriate custodial arrangement and/or whether to extend an order for protection.
2	no	yes. Increased security, separation, admonition, others.	none	No	N/A
3	Yes, the National Council of Juvenile and Family Court Judges (NCJFCJ)	Yes, body language alone is enough to show intimidation/threat in some of these situations. We place the victim in the courtroom to separate the parties until time of hearing. Each party is told to look forward at all times and speak to the Judge only and advised that they may not speak out of turn. They are also seated in the far chairs on each side with the bailiff in the middle.	It feels like there's a lapse in prosecution; IF a case is filed, it typically does not make it to trial. I'm assuming this is attributed to lack of cooperation from the victim and/or lack of victim confidence in being a witness in front of a jury. In cases that do go forward, it seems that the attorneys (both sides) seem to think that the 'defendant just made a one time mistake' and consistently agree to the minimum possible penalties or a lesser crime...	Yes	
4	Yes, judicial college, June 2023. American Judges Association conferences I have attended have also had some domestic violence CLEs. However, I would love to participate in more and ongoing and updated education in this area as I preside over a domestic violence exclusive docket.	Yes. I have observed the non verbal and verbal interaction of victims/defendants in the courtroom, I have also reviewed/heard several motions for material witness warrant to get victim to court to testify as well as motions for forfeiture by wrongdoing when the defendant is intimidating and trying to get the victim to not cooperate with the state. The DA has a victim advocate available to victims at all court appearances.	I am open to additional training and information regarding all aspects of domestic violence and how as a judge I can be most effective. My biggest frustration is that so many cases are dismissed by the state because they don't have a witness, meaning the victim won't come in to testify so the state dismisses the cases. This isn't my "lane" but I see the impact of this every day and the defendants know "No face no case" and so the cycle of violence continues. I think our district attorneys need more resources, attorneys, investigators, perhaps legislation to assist them in this area that is overwhelming and has such a huge impact on our entire community.	Yes	When reviewing a case for an arrest warrant, or really anytime I will look in the police report to see if this information is available.
5	I received some education on this topic years ago when I was a prosecutor- 20 years ago. I have not received such training as a judge, however.	No. I have not witnessed any such behavior. I had been advised of those situations a few times, however. It is usually handled by the marshal asking that one party remain outside the courtroom or anti-room until the case is called- in the presence of one of their advocates. The prosecutor often will make a record of the incident, and the Court will issue the appropriate admonishments at that time.	Training in the area of Domestic Violence from an advocate's perspective has been missing from most judicial conferences. Judges should be educated on why victims stay with their assailant, why they choose not to cooperate with the prosecution, and why they often minimize and/or lie to protect the assailant- rather than themselves and/or their children.	Yes	I haven't used such tools when "adjudicating" a case, but I have used them to determine if bail is appropriate.
6	Through NCJFCJ trainings including Enhancing Judicial Skills in Domestic Violence Cases (EJS) Workshop	Making changes to the courtroom process to ensure safety (i.e. having bailiff's walk people to cars, making people direct comments and questions to me so that i then ask the parties the questions. Correcting misstatements as to what the law will or will not require.	Information gap. Training social services and others on implications when the assist a parent leaving with a child. Victims sometimes flee, with the child(ren), without seeking entry of an order allowing them to take the child. Victims sometimes secret themselves with the child in locations they refuse to tell the other parent about and most of the time these victims fail to understand that they have triggered a presumption of abduction that results in a far stronger presumption against them having custody. Often victims then compound these problems by not having sufficient evidence to prove that they fled due to violence or that they reported themselves to law enforcement / social services. See NRS 125C.0035, NRS 200.310 to 200.340, inclusive, and specifically 200.359	Yes	Generally, no. I rarely get such evidence offered or admitted during a hearing. Occasionally, when experts or professionals are involved I will get this information but again, it is very rare. I cannot think of any case involving self represented litigants where such information was provided by a litigant. I occasionally discuss the ACEs screening tool but very rarely given overwhelming evidence as to the flaws and issues with this tool. I do not do independent screenings using any of the number of lethality assessments but in some cases I will inquire into areas that correlate to some of the assessment tools.
7	Yes. Training through Nevada Judges of Limited Jurisdiction in 2023.	Yes. I have addressed parties in court to stop the visual intimidation cues that I have observed along with other physical behavior. I have told parties that if they continue to stare down the witness or victim, they will be removed from the courtroom and observe the proceeding from another area with audio visual accommodations.	Working with victims to go forward on cases and testify rather than accept an apology and remain open to the same behavior in the future.	Yes	No
8	I have not.	Yes. Our court has witnessed victims being intimidated or being threatened in a courtroom setting. We now, and for sometime now, once the victim of a domestic violence case and/or a sexual assault case check in with our court, the victim (s) are brought into the administration office area. We have a room set aside so that the victim (s) are secluded away from the witnesses and defendants that are awaiting for their particular to be called.	Updated training is always welcome!	No	No
9	I have received some training regarding this additional type or form of abuse; however not sure as to where and when I received the training.	Yes, Parties separated as much as needed and advised that all comments are to be directed to the Judge	I don't have very many of these types of cases but rely on support services available to work thru these cases.	No	No
10	No	Not directly, but through attorneys and the ways in which the adversary system functions.	Not sure. Because the law is pretty clear on what sentencing conditions must be imposed. I think the attorneys need more education on these issues than the judges, frankly.	Yes	When we receive such information, I do consider it, especially when setting bail.
11	This has been discussed during trainings in the last couple of years during bi-annual trainings sponsored by the AOC.	We make our court security officers aware of these cases. They help monitor where parties and alleged victims sit in the courtroom. They also help ensure that people are in different waiting areas when needed.	Since the change in the misdemeanor domestic violence laws (requiring jury trials), we don't see very many of those cases go to trial.	Yes	We are familiar with these tools. We utilize risk assessment tools with custody status hearings.
12	No, but I understand the concept from working as a Deputy District Attorney and Deputy Public Defender.	Yes. It occurs mostly in self-represented cases. When I witness such tactics, I require questions to flow through the Court and for person questioning the witness to remain at counsel's table.	The two topics above but also the move subtle nuances of domestic violence, such as financial control, using the children as collateral, etc. The biggest weapon used is the children. More education on how to effectively navigate those types of situations would be welcome.	No	N/A
13	I have a Master's degree in counseling. We studied the effects of abuse and how it flows down stream.	Yes, i9 had an aggravated stalking case in particular. It was not anything I could address from the bench rather it was how the perpetrator/defendant positioned his body. Tried to be very intimidating.	Court staff needs a better understanding of how being in the same room(court) can effect the parties and how staff can assist to make it easier for both parties.	No	Have not used
14	No	No	Usually a lack of evidence and therefore, the issue lies with the parties reporting and/or making a record of the domestic violence/abuse. Not sure about what training needs exist or other information gaps exist.	No	N/A
15	No	Yes	Judges need de-escalation training	No	N/A
16	No	No	Not sure.	Yes	No I do not have a lot of DV cases



17	No	Attempts, yes. We have adequate bailiff coverage and a separate witness/victim area to keep parties separated.	Always good to have updated training for overall DV/SA issues---particularly from the advocate's vantage point.	Yes	No
18					
19	Yes.	Yes. These are basic, common sense, judicial tools: Ruling on the papers and vacating unnecessary hearings. Drafting orders that are simple and clear so that there is no room for future argument. Allowing victims to virtually appear. Ordering a staggered departure of Parties and their supporters. Calling the case first on calendar to avoid additional waiting times in the hallway. Notifying security ahead of the hearing. Prioritizing the processing of orders. Prioritizing Evidentiary Hearing and Trial dates to fast track litigation.	The storm of information on DV from 185 "expert" organizations who fail focus on the judicial perspective	Yes	No
20					
21	Yes, many years ago during a Judge's Conference.	Yes, on numerous occasions. When I observe this or it is brought to my attention, I first admonish the offending party. If that is insufficient, since this normally occurs during a bail hearing or during pretrial or trial appearances, I allow the prosecuting attorney to stand between the defendant and the witness/victim to block the view of the defendant with the witness/victim. Then I threaten to remove the offending party from the courtroom where they will be allowed to observe and hear the proceeding via audio-visual link to the courtroom. Only once have I had to remove the offending party from the courtroom. I have also, on a few cases, requested the Prosecutor to go over the process of obtaining a TPO with the witness/victim.	More frequent training, once every 4 or 5 years would be helpful. (The real issue is the recent requirement to conduct jury trials versus bench trials which greatly increased the complexity and difficulty of prosecutors in bringing forth cases, which in turn have drastically reduced the number of Domestic Battery Prosecutions. Basically, the Nevada Supreme Court and Legislature have created open season for violent offenders to batter and terrorize women and children.)	Yes	It is helpful in setting bail conditions and at time of sentencing.
22					
23	Yes- SafeNest victim advocate training in 2019.	No	There is still a lot of misinformation about why victims behave the way they do. This results in victims of IPV being treated as hostile/ adverse witnesses, and potentially facing criminal sanctions for their reluctance to testify. Additionally, victims' seemingly counter-intuitive behaviors are successfully used by defense attorneys to show the victims are not reliable witnesses.	Yes	I only have homicide cases, so lethality screening tools are no longer useful. I have been presented with ACEs information in sentencing and used that in my decision-making.

# APPENDIX B

**2023 and 2024**

**Nevada Crime Statistics**

# Domestic and Elderly Crimes 2023 Nevada

This theme presents both Domestic Violence and Crimes Against the Elderly.

## DOMESTIC VIOLENCE

The use, attempted use, or threatened use of physical force, or a weapon; or the use of coercion or intimidation; or committing a crime against property by a current or former spouse, parent, or guardian of the victim; a person with whom the victim shares a child in common; a person who is or has been in a social relationship of a romantic or intimate nature with the victim; a person who is cohabiting with or has cohabited with the victim as a spouse, parent, or guardian; or by a person who is or has been similarly situated to a spouse, parent, or guardian of the victim.

**Total number of cases:** 28,690

**Cases where medical attention was needed:** 4,501

**Cases where Domestic Violence cards were given:** 24,833

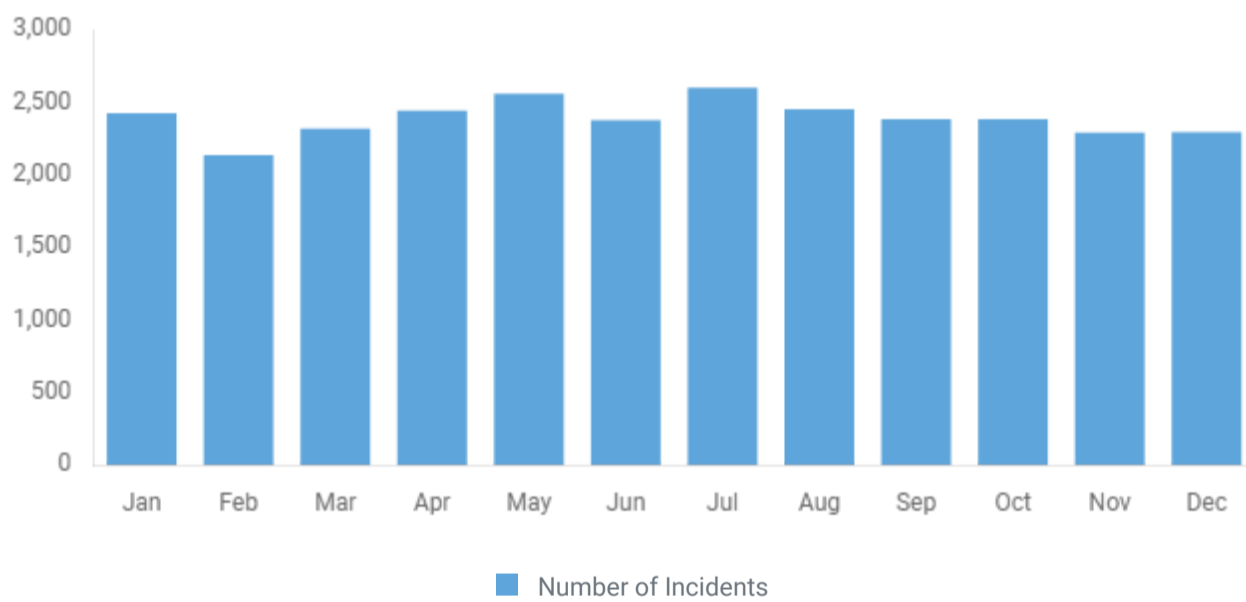
**Cases where Protection Order was in effect:** 474

**Number of children present:** 15,760

**↓ -2.37%**  
Compared to 2022

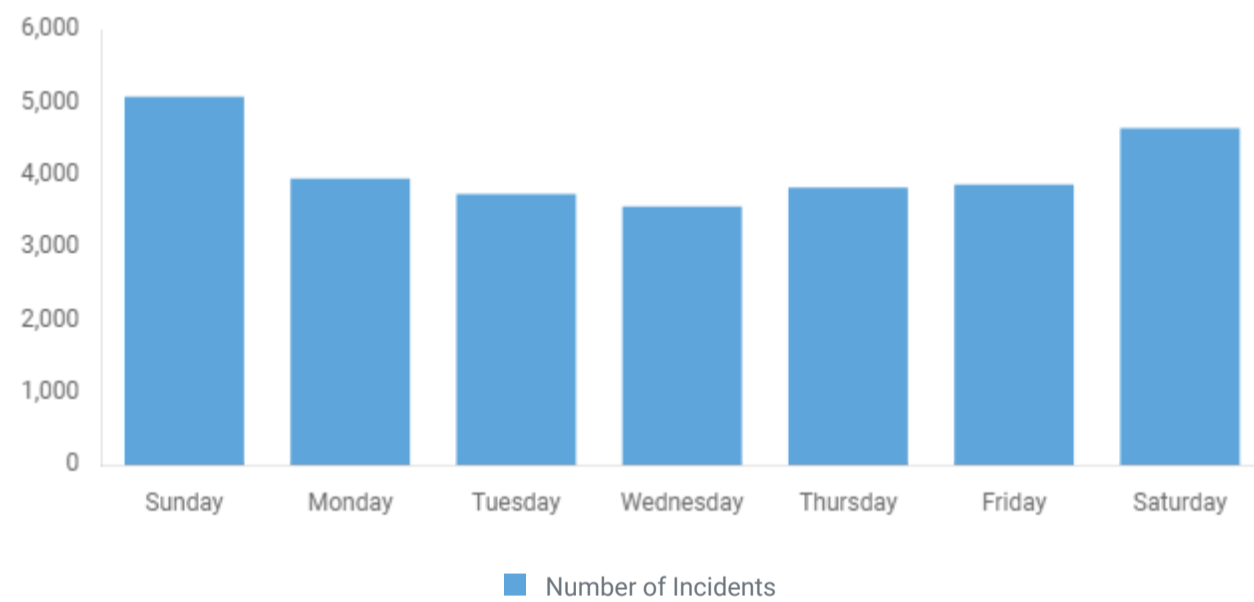
### CRIMES BY MONTH

Domestic Violence



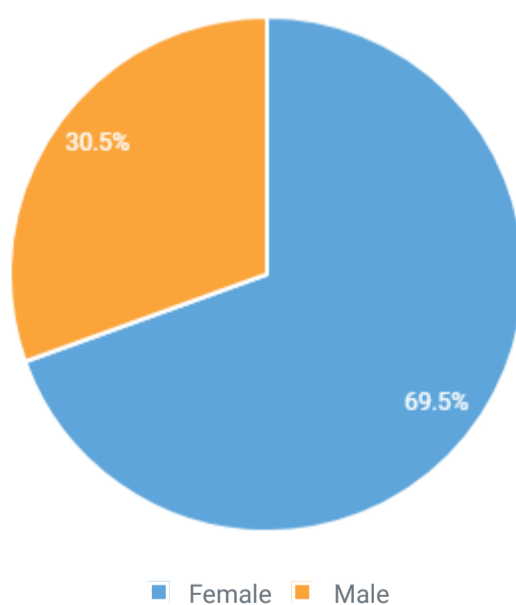
### CRIMES BY DAY OF WEEK

Domestic Violence



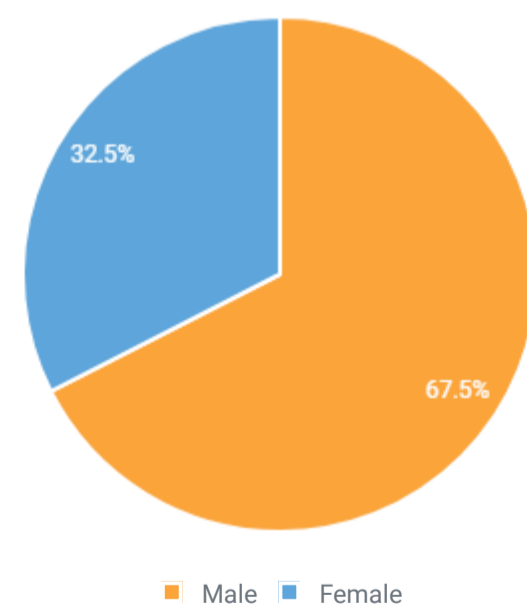
### VICTIM GENDER

Domestic Violence



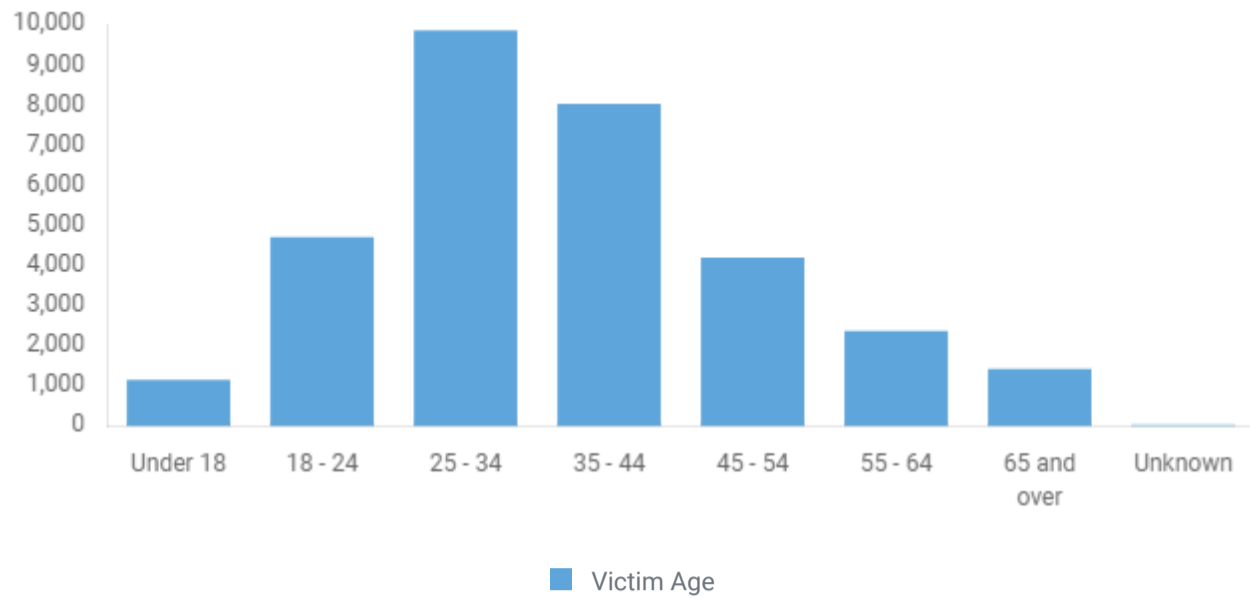
### OFFENDER GENDER

Domestic Violence



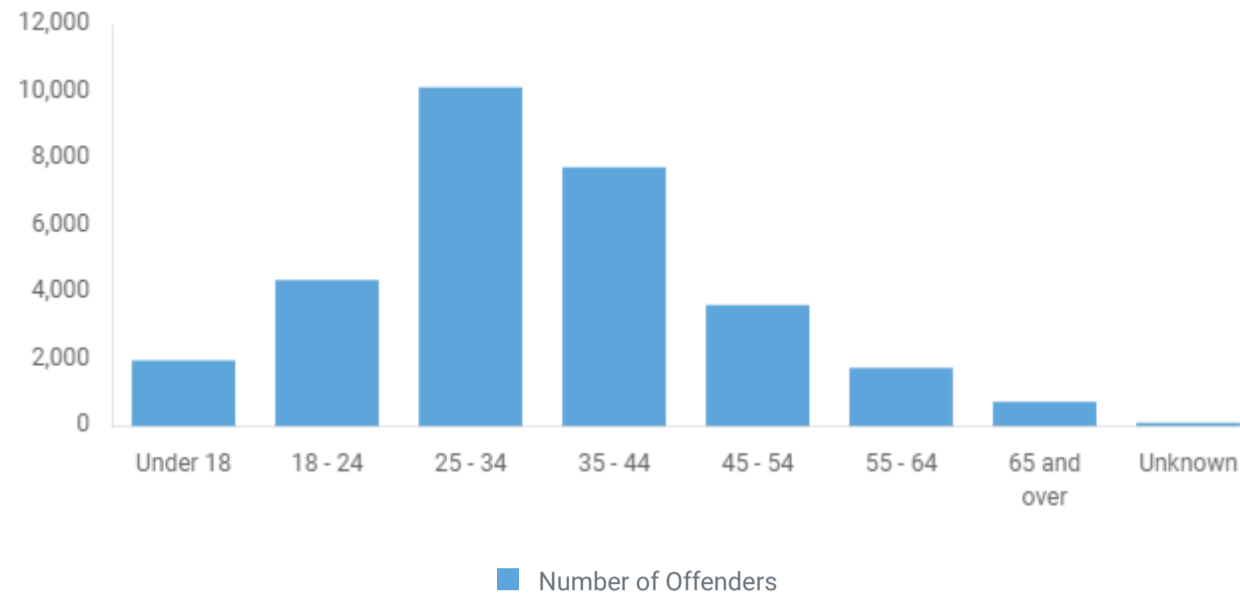
### VICTIM AGE

Domestic Violence



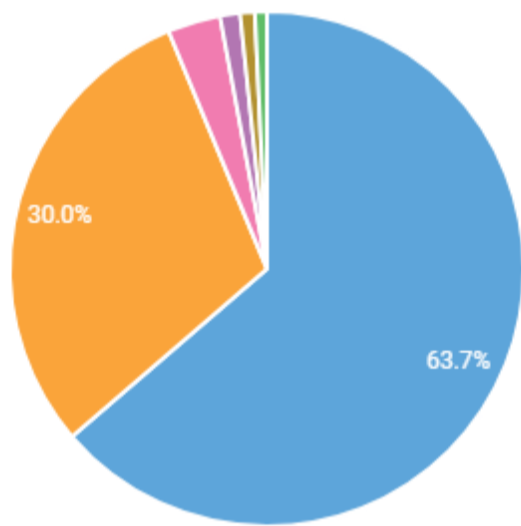
### OFFENDER AGE

Domestic Violence



### VICTIM RACE

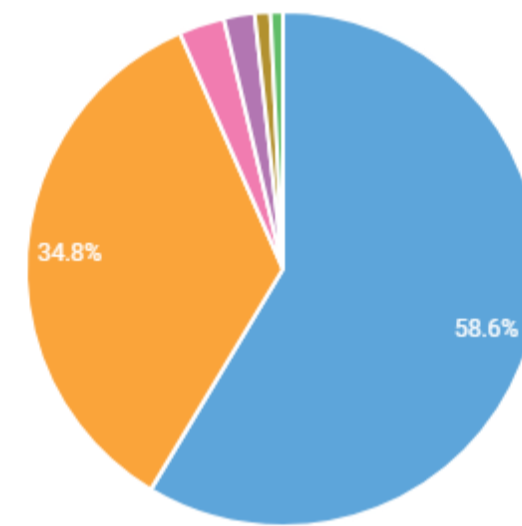
Domestic Violence



■ White 
 ■ Black / African American 
 ■ Asian 
 ■ Unknown 
 ■ Hawaiian / Pacific Islander 
 ■ American Indian / Alaska Native

### OFFENDER RACE

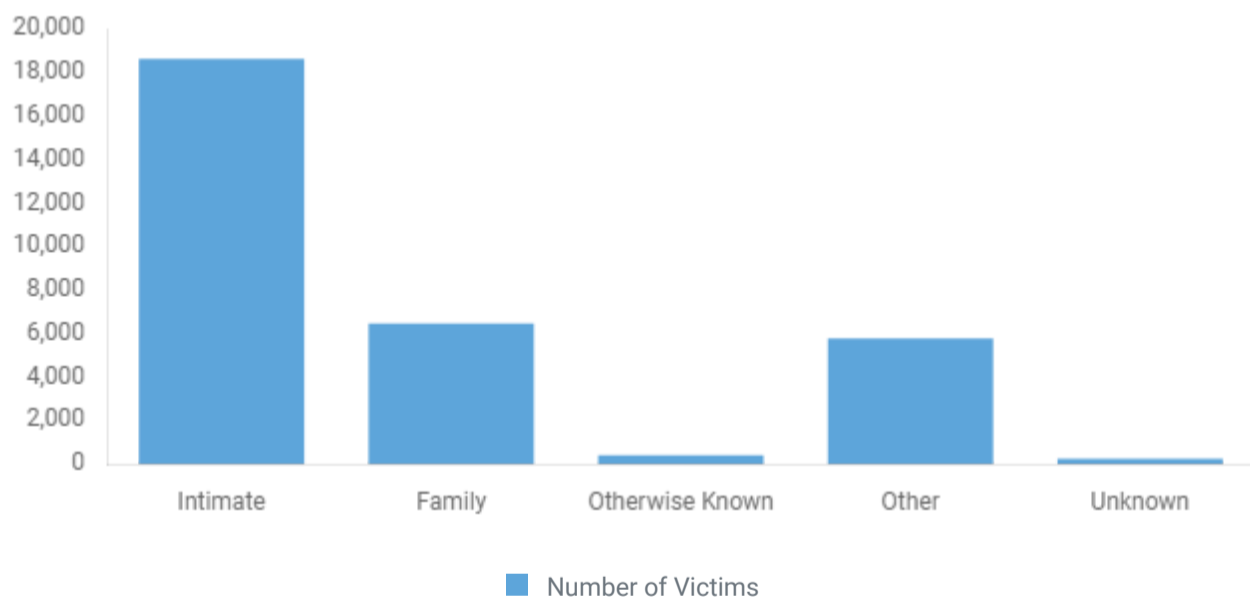
Domestic Violence



■ White 
 ■ Black / African American 
 ■ Asian 
 ■ Unknown 
 ■ Hawaiian / Pacific Islander 
 ■ American Indian / Alaska Native

### VICTIM TO OFFENDER RELATIONSHIP

Domestic Violence



### DEFINITIONS OF RELATIONSHIP CATEGORIES

**Intimate** - Common-Law Spouse,

Boyfriend/Girlfriend, Spouse, Ex-Spouse,  
and Former Boyfriend/Girlfriend

**Family** - Parent, Sibling, Child,

Grandparent, Grandchild, In-law,  
Stepparent, Stepchild,  
Stepsibling

**Other Family Member**

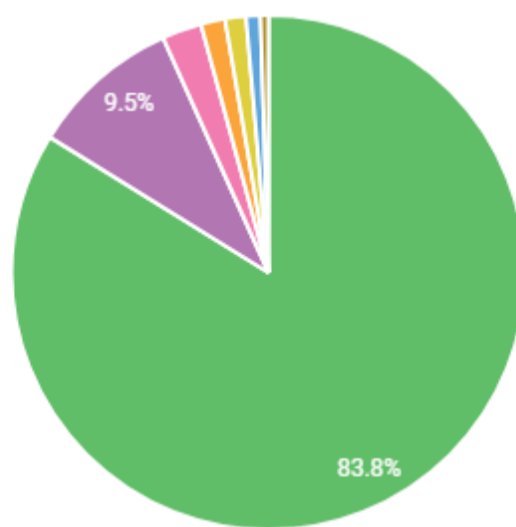
**Otherwise Known**

**Other**

**Unknown**

## WEAPON TYPE

Domestic Violence



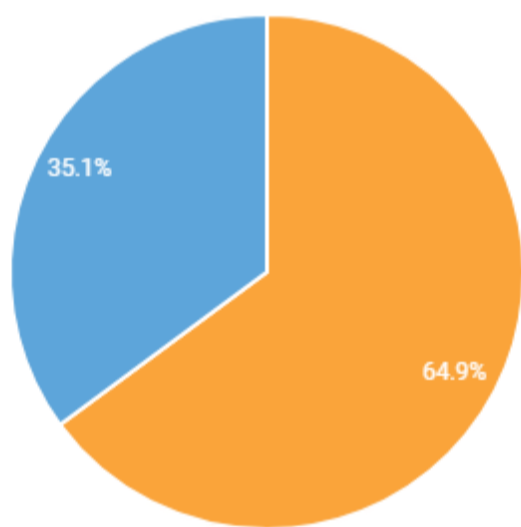
■ Hands / Fists/ Feet ■ Other Weapon ■ Knife / Cutting Instrument ■ Handgun ■ Unknown ■ Blunt Object ■ Other Firearm

## DOMESTIC VIOLENCE PRIMARY AGGRESSOR

Primary Aggressor is an individual who poses the most serious, ongoing threat, which may not necessarily be the initial aggressor in a specific incident. Of the 28,690 domestic violence incidents, 325 had no primary aggressor identified.

### OFFENDER GENDER

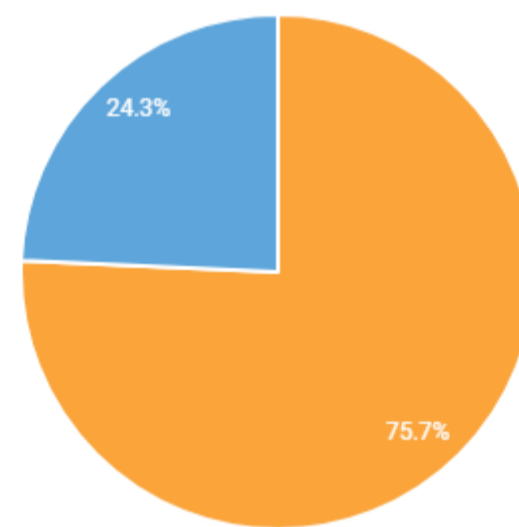
Primary Aggressors Arrested



■ Male ■ Female

### OFFENDER GENDER

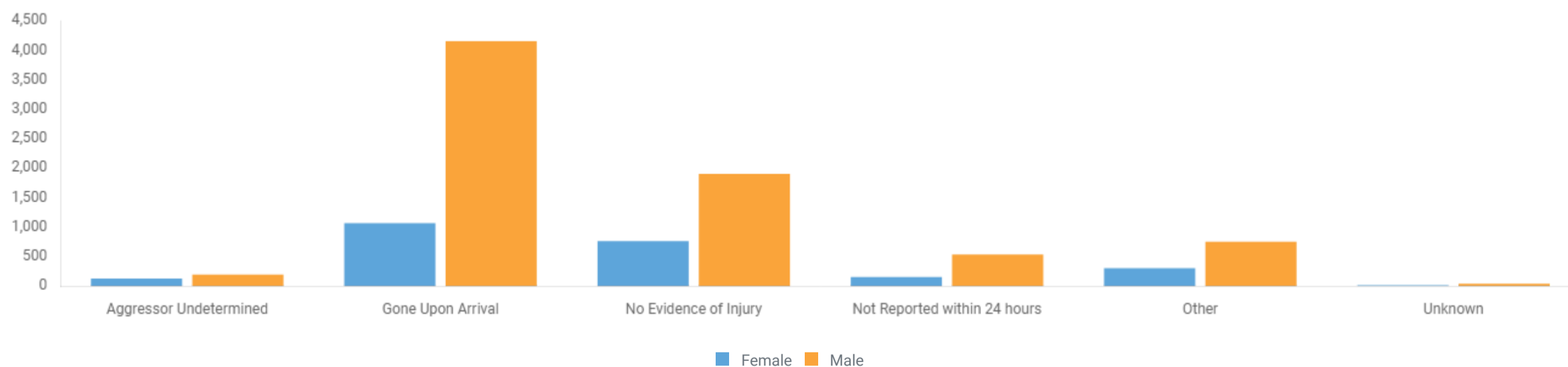
Primary Aggressors Not Arrested



■ Male ■ Female

## REASON NOT ARRESTED

Primary Aggressors Not Arrested



■ Female ■ Male

# CRIMES AGAINST THE ELDERLY

The Abuse, Neglect, Exploitation, Isolation and/or the Abandonment against Persons 60 and Older.

Cases: 7,752

↓ -23.84%

Compared to 2022

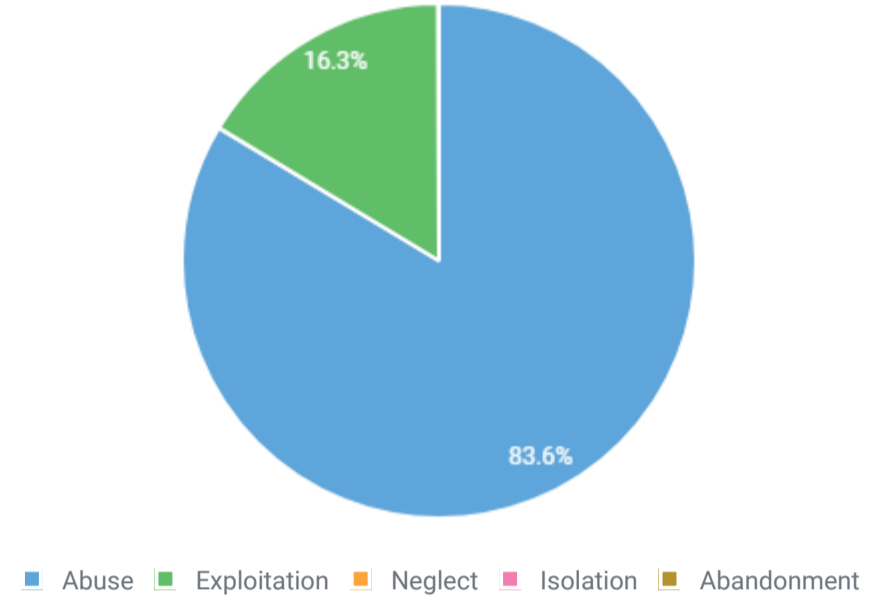
## CRIMES BY MONTH

Crimes Against the Elderly



## TYPE OF OFFENSE

Crimes Against the Elderly



# Domestic and Elderly Crimes 2024 Nevada

This theme presents both Domestic Violence and Crimes Against the Elderly.

## DOMESTIC VIOLENCE

The use, attempted use, or threatened use of physical force, or a weapon; or the use of coercion or intimidation; or committing a crime against property by a current or former spouse, parent, or guardian of the victim; a person with whom the victim shares a child in common; a person who is or has been in a social relationship of a romantic or intimate nature with the victim; a person who is cohabiting with or has cohabited with the victim as a spouse, parent, or guardian; or by a person who is or has been similarly situated to a spouse, parent, or guardian of the victim.

**Total number of cases:** 25,112

**Cases where medical attention was needed:** 3,941

**Cases where Domestic Violence cards were given:** 21,645

**Cases where Protection Order was in effect:** 474

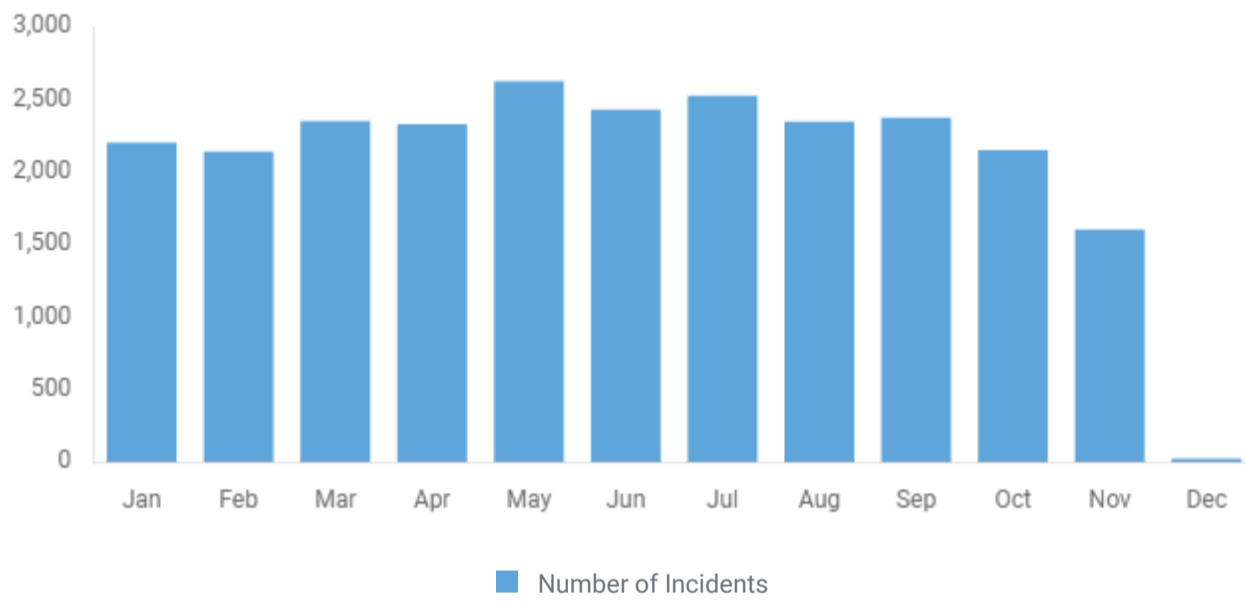
**Number of children present:** 13,346

↓ -12.47%

Compared to 2023

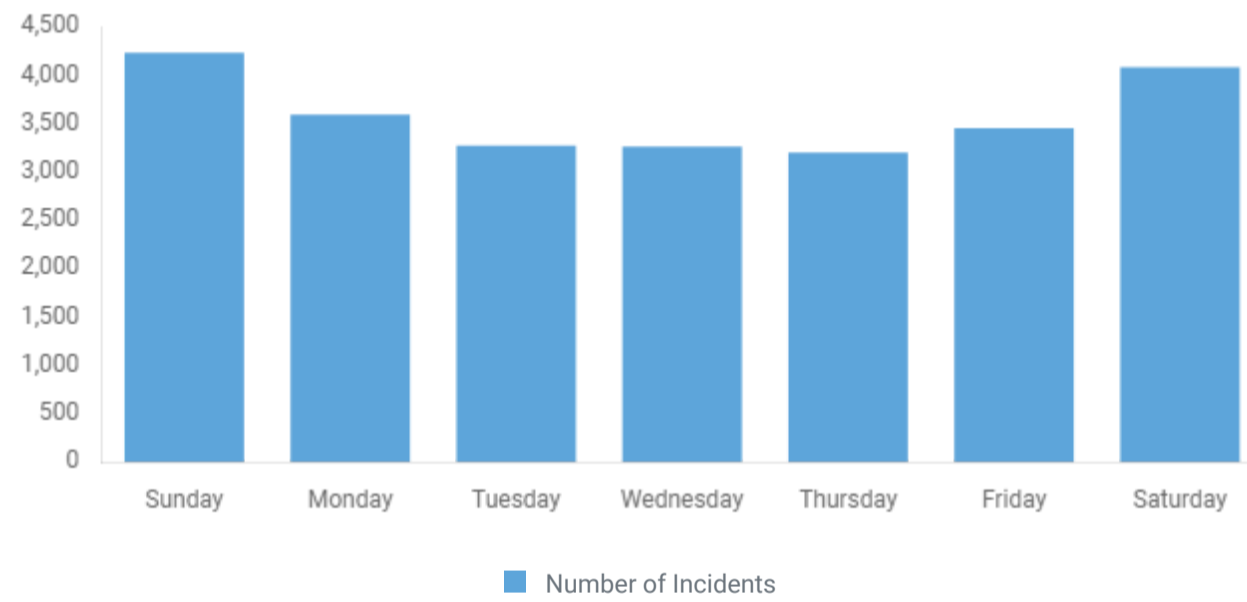
### CRIMES BY MONTH

Domestic Violence



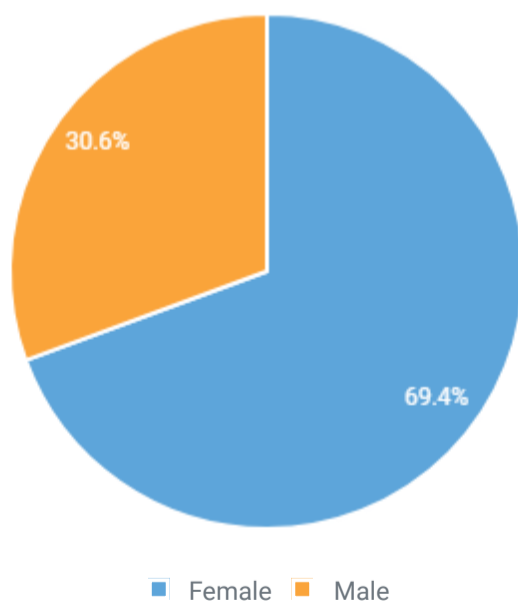
### CRIMES BY DAY OF WEEK

Domestic Violence



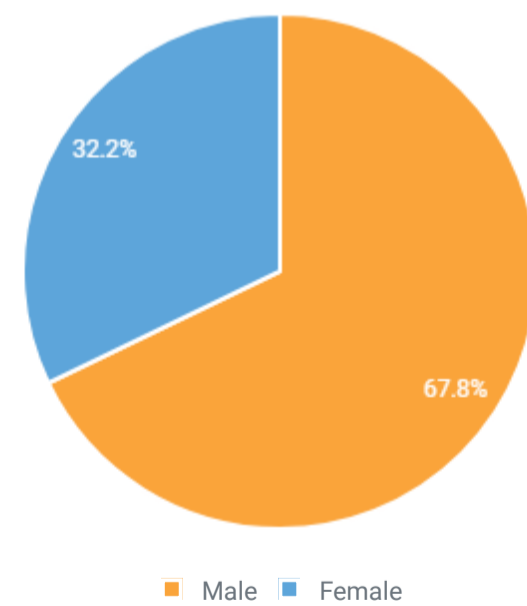
### VICTIM GENDER

Domestic Violence



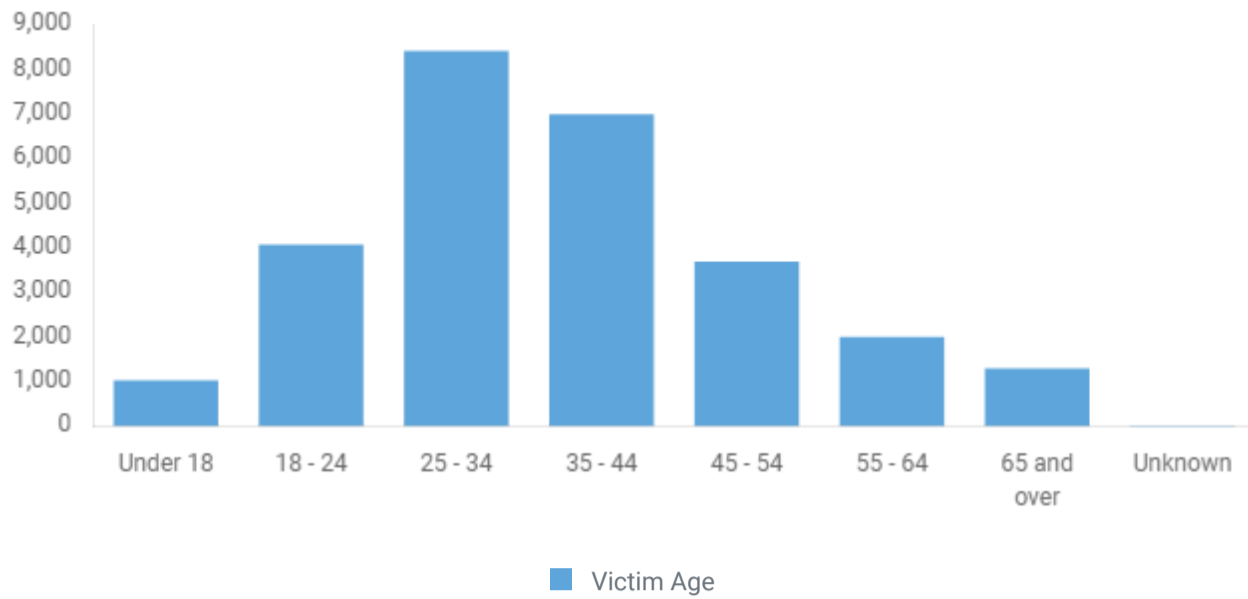
### OFFENDER GENDER

Domestic Violence



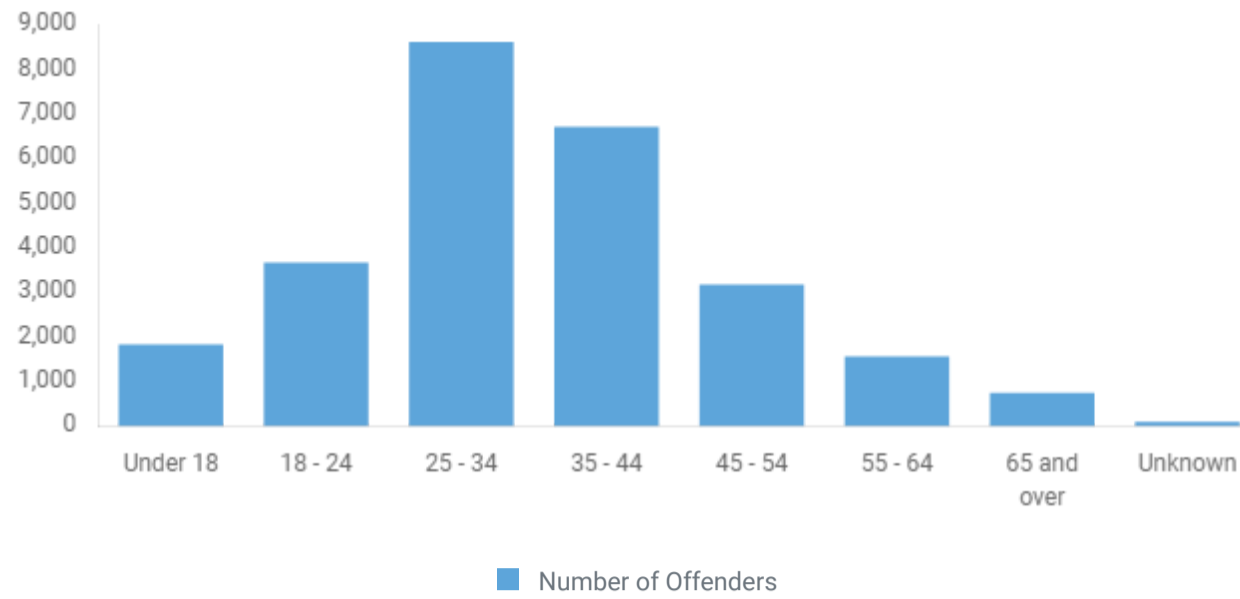
### VICTIM AGE

Domestic Violence



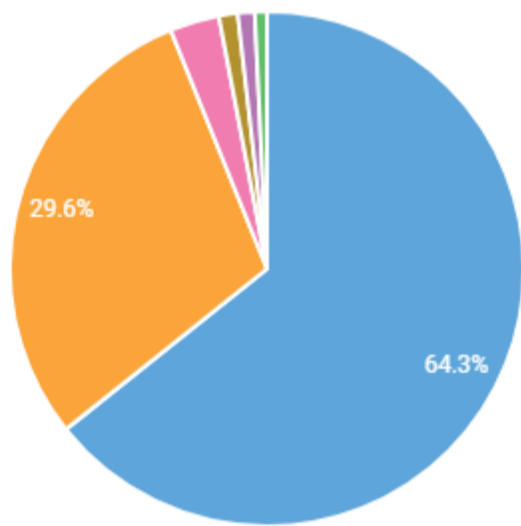
### OFFENDER AGE

Domestic Violence



### VICTIM RACE

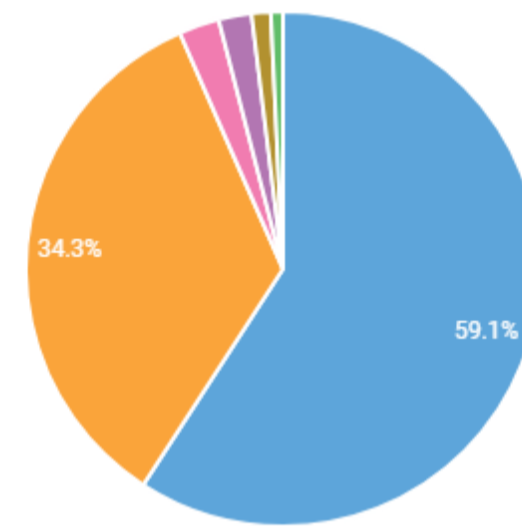
Domestic Violence



■ White 
 ■ Black / African American 
 ■ Asian 
 ■ Hawaiian / Pacific Islander 
 ■ Unknown 
 ■ American Indian / Alaska Native

### OFFENDER RACE

Domestic Violence



■ White 
 ■ Black / African American 
 ■ Asian 
 ■ Unknown 
 ■ Hawaiian / Pacific Islander 
 ■ American Indian / Alaska Native

### VICTIM TO OFFENDER RELATIONSHIP

Domestic Violence



### DEFINITIONS OF RELATIONSHIP CATEGORIES

**Intimate** - Common-Law Spouse,

Boyfriend/Girlfriend, Spouse, Ex-Spouse,  
and Former Boyfriend/Girlfriend

**Family** - Parent, Sibling, Child,

Grandparent, Grandchild, In-law,  
Stepparent, Stepchild,  
Stepsibling

**Other Family Member**

**Otherwise Known**

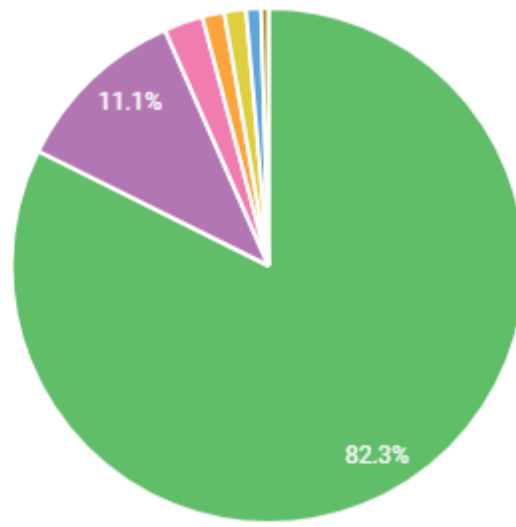
**Other**

**Unknown**



## WEAPON TYPE

Domestic Violence



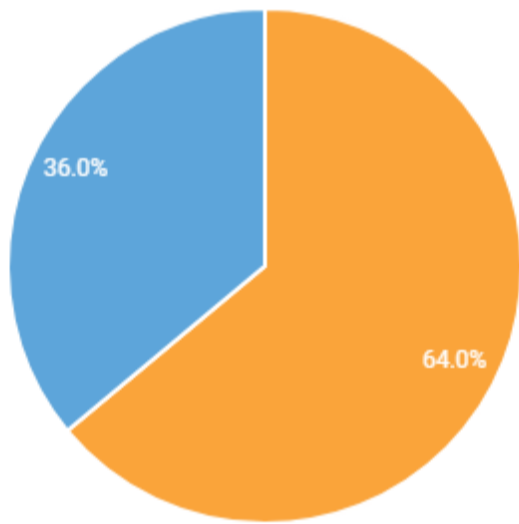
■ Hands / Fists/ Feet ■ Other Weapon ■ Knife / Cutting Instrument ■ Handgun ■ Unknown ■ Blunt Object ■ Other Firearm

## DOMESTIC VIOLENCE PRIMARY AGGRESSOR

Primary Aggressor is an individual who poses the most serious, ongoing threat, which may not necessarily be the initial aggressor in a specific incident. Of the 25,112 domestic violence incidents, 289 had no primary aggressor identified.

### OFFENDER GENDER

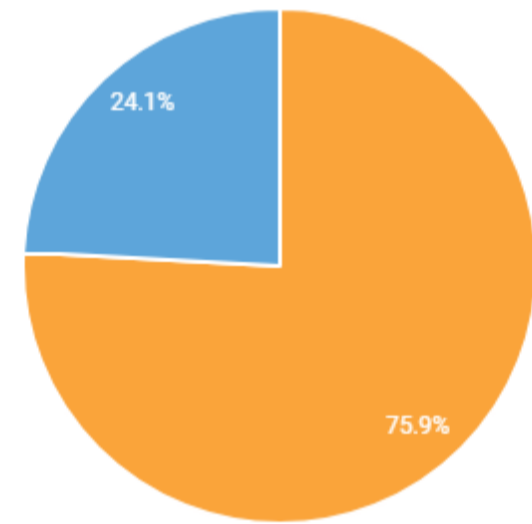
Primary Aggressors Arrested



■ Male ■ Female

### OFFENDER GENDER

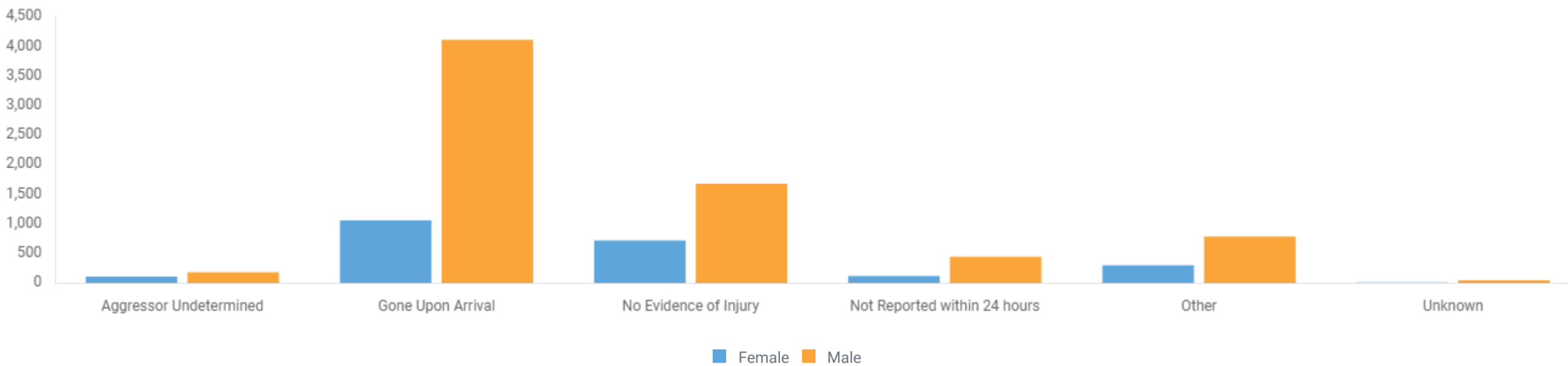
Primary Aggressors Not Arrested



■ Male ■ Female

## REASON NOT ARRESTED

Primary Aggressors Not Arrested



■ Female ■ Male

# CRIMES AGAINST THE ELDERLY

The Abuse, Neglect, Exploitation, Isolation and/or the Abandonment against Persons 60 and Older.

Cases: 8,840

↑ 14.04%

Compared to 2023

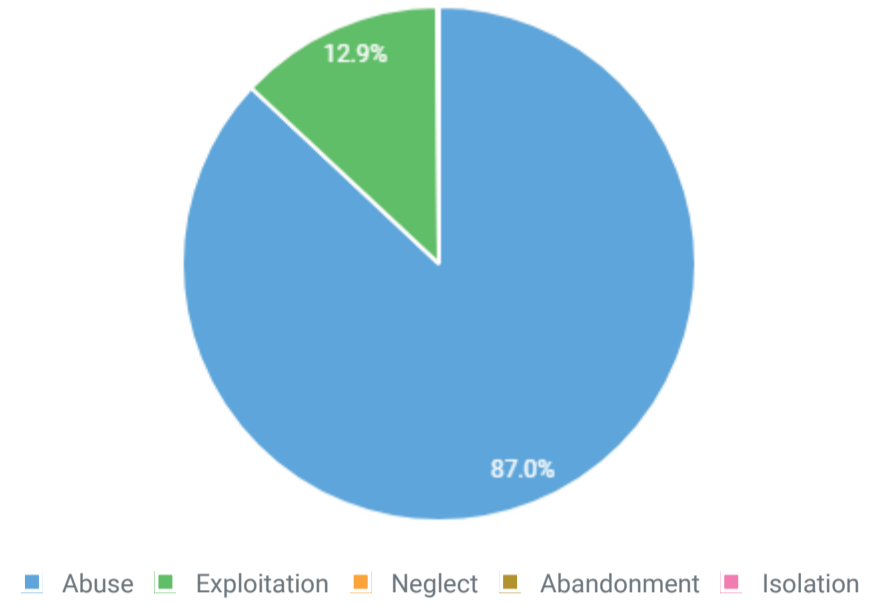
## CRIMES BY MONTH

Crimes Against the Elderly



## TYPE OF OFFENSE

Crimes Against the Elderly



# APPENDIX C

## ANNUAL REPORT of the NEVADA JUDICIARY

### Fiscal Year 2023 Appendix Tables

(Items relating to domestic violence are highlighted in **yellow**; the items relating to protection orders are highlighted in **purple** for ease of reference)



**ANNUAL REPORT**  
**of the**  
**NEVADA JUDICIARY**

---

**Fiscal Year 2023**  
**Appendix Tables**

# Table of Contents

## Figures and Summary Information:

Table 1:	Summary of Population, Judicial Positions, and Cases Processed by Court	Page 1
Figure 1:	Filings by Case Type, by Jurisdictional Level, Fiscal Years 2014-23	Page 3
Figure 2:	Non-Traffic Distributions, by Jurisdictional Level, Fiscal Year 2023	Page 3
Figure 3:	Non-Traffic Filings per Judicial Position, Fiscal Year 2023	Page 4
Figure 4:	Non-Traffic Criminal Cases by USJR Classification, Fiscal Year 2023	Page 5
Figure 5:	Non-Criminal Case Distribution by USJR Classification, Fiscal Year 2023	Page 5
Figure 6:	District Courts, Quarterly Analysis, Fiscal Years 2019-23	Page 6
Figure 7:	Justice and Municipal Courts, Quarterly Analysis, Fiscal Years 2019-23	Page 7

## Aggregate Comparison Tables, Fiscal Years 2022-23:

Table A1:	District Court Criminal and Civil Cases	Page 8
Table A2:	District Court Family and Juvenile Cases	Page 9
Table A3:	District Court Juvenile Traffic Cases Filed and Disposed	Page 10
Table A4:	Justice Court Non-Traffic Cases Filed and Disposed	Page 11
Table A5:	Justice Court Traffic Cases Filed and Disposed	Page 12
Table A6:	Municipal Court Non-Traffic Cases Filed and Disposed	Page 13
Table A7:	Municipal Court Traffic Cases Filed and Disposed	Page 14

## Fiscal Year 2023 Caseload Statistics:

Table B1-1:	District Court: Criminal Caseload, Aggregates	Page 15
Table B1-2:	District Court: Criminal Caseload, Case Types: Felony	Page 17
	Gross Misdemeanor	Page 20
Table B2-1:	District Court: Civil Caseload, Aggregates	Page 23
Table B2-2:	District Court: Civil Caseload, Case Types: Real Property and Tort	Page 25
	Probate, Construction Defect, and Contract	Page 28
	Judicial Review/Appeal, Civil Writ, and Other Civil	Page 31
Table B3:	District Court: Family Caseload	Page 34
Table B4:	District Court: Juvenile Non-Traffic Caseload	Page 37
Table B5-1:	Justice Court: Criminal Caseload, Aggregate	Page 40
Table B5-2:	Justice Court: Criminal Caseload, Case Types: Felony	Page 44
	Gross Misdemeanor	Page 50
	Misdemeanor and Civil Infraction	Page 56
Table B6-1:	Justice Court: Civil Caseload, Aggregate	Page 62
Table B6-2:	Justice Court: Civil Caseload, Case Types	Page 66
Table B7-1:	Municipal Court: Criminal Caseload, Aggregates	Page 70
Table B7-2:	Municipal Court: Criminal Caseload, Case Types	Page 72
Table B8:	Municipal Court: Civil Caseload, Aggregates	Page 75
Table B9:	Juvenile Traffic and Civil Infraction Caseload	Page 77

## Fiscal Year 2023 Specialty Court Statistics:

Table C1:	Summary of Specialty Court Program Distributions	Page 80
Table C2:	Summary of Specialty Court Statistics	Page 81

## Glossary:

Criminal Caseload Glossary	Page 82
Civil Caseload Glossary	Page 84
Family Caseload Glossary	Page 86
Juvenile Caseload Glossary	Page 88
Juvenile Traffic Caseload Glossary	Page 90

Nevada Trial Courts, Population, Judicial Position, and Caseload Summaries (1 of 2)	Population as of 7/1/2022 <sup>b</sup>	Authorized Judicial Positions as of 6/30/2023 <sup>c</sup>	Non-Traffic Cases <sup>d</sup>				Traffic, Infractions, and Parking <sup>d</sup>	
			Criminal Cases Filed	Non-Criminal Cases Filed <sup>f</sup>	Total Cases Filed	Total Cases Disposed	Total Cases	Total Dispositions
<b>Nevada Trial Court Totals (N=73)</b>	<b>3,204,105</b>	<b>191/(31.50)</b>	<b>126,604</b>	<b>259,551</b>	<b>386,155</b>	<b>361,370</b>	<b>319,037</b>	<b>240,980</b>
District Courts (N=17)		90/(26.70)	18,442	110,486	128,928	122,326	2,117	2,170
Justice Courts (N=40)		70/(3.80) *	70,954	147,884	218,838	205,560	216,621	148,760
Municipal Courts (N=16)		31/(1.00) *	37,208	1,181	38,389	33,484	100,299	90,050
<b>First Judicial District</b>	<b>62,741</b>	<b>2/(2.00)</b>	<b>477</b>	<b>2,229</b>	<b>2,706</b>	<b>2,419</b>	<b>155</b>	<b>126</b>
Carson City District Court	58,314		475	2,173	2,648	2,389	154	125
Storey County District Court	4,427		2	56	58	30	1	1
Carson City								
Carson City Justice Court	58,314	2/(0.4) **	1,854	2,047	3,901	3,062	8,706	8,388
Storey County								
Virginia City Justice Court	4,427	1	247	61	308	214	1,945	1,542
<b>Second Judicial District</b>	<b>501,635</b>	<b>16/(6.00)</b>	<b>2,396</b>	<b>14,747</b>	<b>17,143</b>	<b>14,240</b>	<b>1,365</b>	<b>1,298</b>
Washoe County District Court	501,635		2,396	14,747	17,143 <sup>g</sup>	14,240 <sup>h</sup>	1,365 <sup>g</sup>	1,298
Washoe County								
Incline Village Justice Court	12,434	1	193	108	301	311	1,262	1,237
Reno Justice Court	323,195	6/(0.40) <sup>j</sup>	5,629	9,744	15,373	15,363	11,034	11,898
Sparks Justice Court	162,986	4	2,810	4,368	7,178	7,799	3,465	3,497
Wadsworth Justice Court	3,020	1	78	18	96	83	2,367	1,888
Reno Municipal Court	274,129	4	5,560	40	5,600	5,479	10,763	10,281
Sparks Municipal Court	111,735	2	1,510	8	1,518 <sup>g</sup>	1,646	4,855 <sup>g</sup>	4,216
<b>Third Judicial District</b>	<b>60,454</b>	<b>2/(1.00)</b>	<b>265</b>	<b>1,467</b>	<b>1,732</b>	<b>1,515</b>	<b>133</b>	<b>131</b>
Lyon County District Court	60,454		265	1,467	1,732 <sup>k</sup>	1,515	133	131
Lyon County								
Canal Justice Court	23,210	1 ***	386	1,004	1,390	1,348	1,177	792
Dayton Justice Court	24,119	1	431	546	977	936	1,419	1,267
Walker River Justice Court	13,125	1	506	586	1,092	1,109	1,239	1,098
Fernley Municipal Court	23,210	1 ***	269	1	270	261	1,717	1,632
Yerington Municipal Court	3,423	1	79	1	80	50	204	151
<b>Fourth Judicial District</b>	<b>56,396</b>	<b>3/(1.00)</b>	<b>485</b>	<b>1,675</b>	<b>2,160</b>	<b>2,184</b>	<b>139</b>	<b>227</b>
Elko County District Court	56,396		485	1,675	2,160	2,184	139	227 <sup>h</sup>
Elko County								
Carlin Justice Court	2,775	1 ***	68	66	134	117	493	509
Eastline Justice Court	4,464	1 ***	128	101	229	188	284	369 <sup>h</sup>
Elko Justice Court	44,376	2 ***	1,321	1,109	2,430	2,500	3,521	3,588
Wells Justice Court	4,781	1 ***	100	48	148 <sup>k</sup>	135	2,714	2,468
Carlin Municipal Court	2,531	1 ***	42	0	42	30	69	35
Elko Municipal Court	21,303	2 ***	200	1	201	206	157	168
Wells Municipal Court	1,272	1 ***	4	0	4	3	185	145
West Wendover Municipal Court	4,464	1 ***	110	0	110	80	477	674 <sup>h</sup>
<b>Fifth Judicial District</b>	<b>52,402</b>	<b>2/(0.12)</b>	<b>360</b>	<b>1,441</b>	<b>1,801</b>	<b>1,092</b>	<b>77</b>	<b>112</b>
Esmeralda County District Court	1,068		3	25	28 <sup>k</sup>	2	7	1
Nye County District Court	51,334		357	1,416	1,773	1,090	70	111 <sup>h</sup>
Esmeralda County								
Esmeralda Justice Court	1,068	1	32	14	46	20	1,925	2,279 <sup>h</sup>
Nye County								
Beatty Justice Court	2,390	1	135	44	179 <sup>k</sup>	118	1,504	1,354
Pahrump Justice Court	43,751	2	1,656	1,008	2,664	2,728	4,054	3,370
Tonopah Justice Court	5,193	1	173	108	281	239	1,899	1,640
<b>Sixth Judicial District</b>	<b>17,921</b>	<b>1/(1.50)</b>	<b>146</b>	<b>600</b>	<b>746</b>	<b>599</b>	<b>74</b>	<b>97</b>
Humboldt County District Court	17,921		146	600	746	599	74	97 <sup>h</sup>
Humboldt County								
Union Justice Court	17,921	1	566	437	1,003	978	2,644	2,510

\* Totals reflect statewide judicial positions per jurisdictional level. Some judges serve in both justice and municipal courts in specific townships and cities.

\*\* Carson City is a consolidated municipality and the justice court includes municipal court information. Statistics are reported in the justice court tables only.

\*\*\* The judges serve in both justice and municipal courts.

<sup>a</sup> Totals reflect aggregate information from the Nevada Trial Courts. Information contained herein may reflect non-standard reporting and is noted by subsequent footnotes. See appendix tables B1-B9 for greater detailed statistics and clarifying footnotes.

<sup>b</sup> Source: Nevada State Demographer 2022 certified estimates. "Township boundaries may not correspond to incorporated cities, and are estimated using a different method than the city/town estimates. Because of this, they will differ from city estimates." Estimates are rounded and may include partial persons.

<sup>c</sup> Elected positions per NRS 3.011-3.0197, NRS 4.020, and NRS 5.020. Quasi-judicial includes positions such as masters, commissioners, and referees in accordance with NRCP and JCRC Rule 53. All information as of 6/30/2023.

<sup>d</sup> Criminal cases include felony, gross misdemeanor, non-traffic misdemeanor, and criminal appeals. Traffic and parking cases include juvenile traffic statistics from the courts that process these matters (see Table B9). Counts may include reopened cases.

<sup>f</sup> Non-criminal cases include civil, family, and juvenile (non-traffic) cases for district court and civil cases for justice and municipal courts.

<sup>g</sup> Reopened (cases) not reported or under-reported.

<sup>h</sup> Includes administrative case closures.

<sup>j</sup> Authorized positions, one department was vacant the entire year.

<sup>k</sup> High-risk protection orders not reported or incomplete.

Source: Uniform System for Judicial Records, Nevada AOC, Research and Statistics Unit.

Nevada Trial Courts, Population, Judicial Position, and Caseload Summaries (2 of 2)	Population as of 7/1/2022 <sup>b</sup>	Authorized Judicial Positions as of 6/30/2023 <sup>c</sup>	Non-Traffic Cases <sup>d</sup>				Traffic, Infractions, and Parking <sup>d</sup>	
			Criminal Cases Filed	Non-Criminal Cases Filed <sup>f</sup>	Total Cases Filed	Total Cases Disposed	Total Cases	Total Dispositions
<b>Seventh Judicial District</b>	<b>16,819</b>	<b>2</b>	<b>183</b>	<b>487</b>	<b>670</b>	<b>577</b>	<b>0</b>	<b>0</b>
Eureka County District Court	1,847		5	39	44	27	(l)	(l)
Lincoln County District Court	4,971		48	69	117	65	(l)	(l)
White Pine County District Court	10,001		130	379	509 <sup>k</sup>	485	(l)	(l)
Eureka County								
Eureka Justice Court	1,847	1	51	38	89	84	669	1,061 <sup>h</sup>
Lincoln County								
Meadow Valley Justice Court	3,580	1	65	41	106	82	636	628
Pahrnanagat Valley Justice Court	1,391	1	41	25	66	61	1,959	2,049 <sup>h</sup>
White Pine County								
Ely Justice Court	10,001	1	279	250	529	511	1,214	1,054
Lincoln County								
Caliente Municipal Court	1,167	1	5	0	5	0	0	0
White Pine County								
Ely Municipal Court	4,015	1	149	0	149	141	306	303
<b>Eighth Judicial District</b>	<b>2,338,127</b>	<b>58/(13.00)</b>	<b>13,268</b>	<b>84,669</b>	<b>97,937</b>	<b>96,004</b>	<b>0</b>	<b>0</b>
Clark County District Court	2,338,127		13,268	84,669	97,937	96,004	(l)	(l)
Clark County								
Boulder Justice Court	15,684	1 <sup>***</sup>	121	275	396	402	1,158	1,798 <sup>h</sup>
Bunkerville Justice Court	942	1	15	9	24	68 <sup>h</sup>	647	1,778 <sup>h</sup>
Goodsprings Justice Court	4,937	1	315	42	357	630 <sup>h</sup>	7,149	16,545 <sup>h</sup>
Henderson Justice Court	335,851	3	1,956	11,439	13,395	12,521	2,581	2,306
Las Vegas Justice Court	1,631,538	16/(3.00)	45,438	99,664	145,102	136,282	126,613 <sup>g</sup>	49,286 <sup>m</sup>
Laughlin Justice Court	9,040	1	493	367	860	1,078 <sup>h</sup>	4,308	4,301 <sup>h</sup>
Mesquite Justice Court	22,335	1 <sup>***</sup>	215	276	491	511	3	6 <sup>h</sup>
Moapa Justice Court	1,676	1	77	9	86	77	1,460	1,561
Moapa Valley Justice Court	6,702	1	119	62	181	187	1,283	1,234
North Las Vegas Justice Court	308,088	3	2,548	12,116	14,664	11,912	568	737 <sup>h</sup>
Searchlight Justice Court	1,334	1	78	19	97	133 <sup>h</sup>	4,354	6,201 <sup>h</sup>
Boulder Municipal Court	15,012	1 <sup>***</sup>	404	1	405	425	1,102	1,708 <sup>h</sup>
Henderson Municipal Court	334,640	3	5,577	118	5,695	5,903 <sup>h</sup>	16,665	14,300
Las Vegas Municipal Court	660,987	6/(1.00)	18,159 <sup>n</sup>	875	19,034 <sup>n</sup>	14,401 <sup>n</sup>	44,091 <sup>n</sup>	38,166 <sup>n</sup>
Mesquite Municipal Court	22,205	1 <sup>***</sup>	780	5	785	634	1,224	1,071
North Las Vegas Municipal Court	278,671	2	4,161	131	4,292	3,968	18,140	16,825
<b>Ninth Judicial District</b>	<b>52,674</b>	<b>2/(0.5)</b>	<b>354</b>	<b>1,296</b>	<b>1,650</b>	<b>1,562</b>	<b>110</b>	<b>109</b>
Douglas County District Court	52,674		354	1,296	1,650	1,562	110	109
Douglas County								
East Fork Justice Court	44,104	1	893	536	1,429	1,002	3,047	2,596
Tahoe Justice Court	8,570	1	534	67	601	487	1,335	1,218
<b>Tenth Judicial District</b>	<b>26,564</b>	<b>1/(0.58)</b>	<b>327</b>	<b>1,357</b>	<b>1,684</b>	<b>1,702</b>	<b>54</b>	<b>60</b>
Churchill County District Court	26,564		327	1,357	1,684	1,702	54	60
Churchill County								
New River Justice Court	26,564	1	744	864	1,608	1,483	2,992	2,758
Fallon Municipal Court	9,308	1	199	0	199	257 <sup>h</sup>	344	375
<b>Eleventh Judicial District</b>	<b>18,372</b>	<b>1/(1.00)</b>	<b>181</b>	<b>518</b>	<b>699</b>	<b>432</b>	<b>10</b>	<b>10</b>
Lander County District Court	6,158		35	155	190	77	4	6 <sup>h</sup>
Mineral County District Court	4,870		97	120	217	127	3	3
Pershing County District Court	7,344		49	243	292	228	3	1
Lander County								
Argenta Justice Court	5,871	1	160	118	278	233	640	513
Austin Justice Court	288	1	8	11	19	118 <sup>h</sup>	594	445
Mineral County								
Hawthorne Justice Court	4,870	1	225	96	321	117	1,493	766
Pershing County								
Lake Justice Court	7,344	1	266	143	409	333	266	225

\*\*\* The judges serve in both justice and municipal courts.

<sup>a</sup> Totals reflect aggregate information from the Nevada Trial Courts. Information contained herein may reflect non-standard reporting and is noted by subsequent footnotes. See appendix tables B1-B9 for greater detailed statistics and clarifying footnotes.

<sup>b</sup> Source: Nevada State Demographer 2022 certified estimates. "Township boundaries may not correspond to incorporated cities, and are estimated using a different method than the city/town estimates. Because of this, they will differ from city estimates." Estimates are rounded and may include partial persons.

<sup>c</sup> Elected positions per NRS 3.011-3.0197, NRS 4.020, and NRS 5.020. Quasi-judicial includes positions such as masters, commissioners, and referees in accordance with NRCP and JCRCP Rule 53. All information as of 6/30/2023.

<sup>d</sup> Criminal cases include felony, gross misdemeanor, non-traffic misdemeanor, and criminal appeals. Traffic and parking cases include juvenile traffic statistics from the courts that process these matters (see Table B9). Counts may include reopened cases. Civil Infraction reporting began January 2023.

<sup>f</sup> Non-criminal cases include civil, family, and juvenile (non-traffic) cases for district court and civil cases for justice and municipal courts.

<sup>g</sup> Reopened (cases) not reported or under-reported.

<sup>h</sup> Includes administrative case closures.

<sup>k</sup> High-risk protection orders not reported or incomplete.

<sup>l</sup> Juvenile traffic violations handled and reported by limited jurisdiction courts.

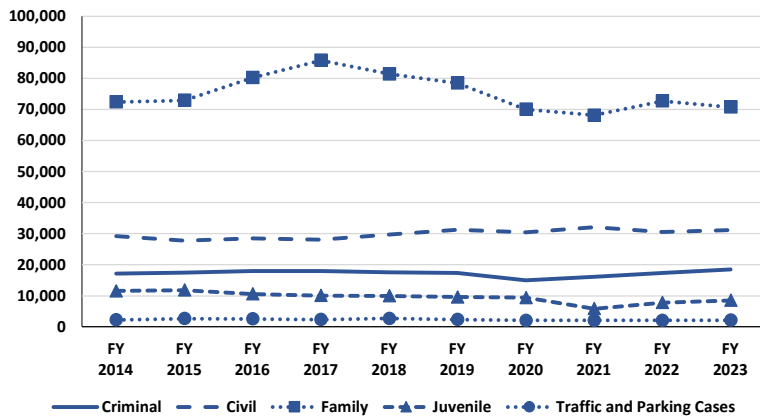
<sup>m</sup> Dispositions estimated.

<sup>n</sup> Criminal and traffic statistics include estimates for the last quarter of fiscal year 2023, due to configuration issues with a new case management system.

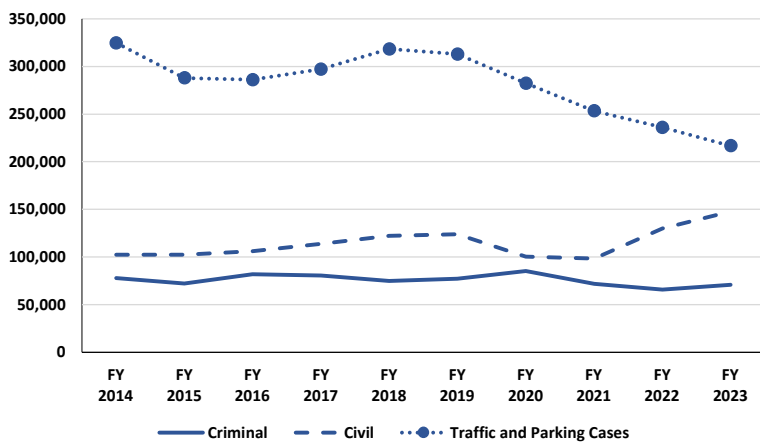
Source: Uniform System for Judicial Records, Nevada AOC, Research and Statistics Unit.

**Figure 1. Nevada Trial Court Filings by Case Type, by Jurisdictional Level, Fiscal Years 2014-23.**

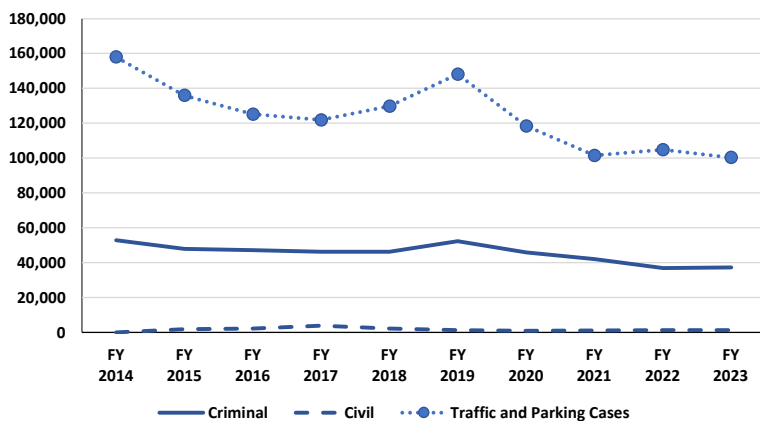
**District Court Filings, by Case Type, Fiscal Years 2014-23.**



**Justice Court Filings, by Case Type, Fiscal Years 2014-23.**

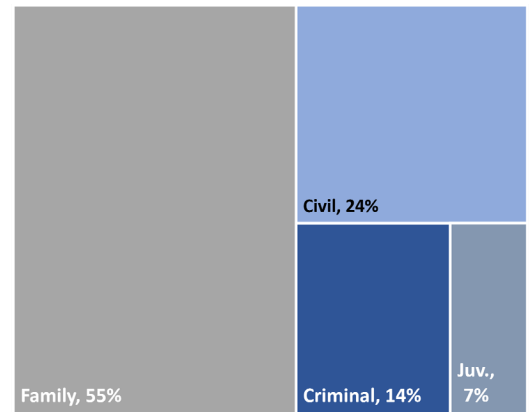


**Municipal Court Filings, by Case Type, Fiscal Years 2014-23.**

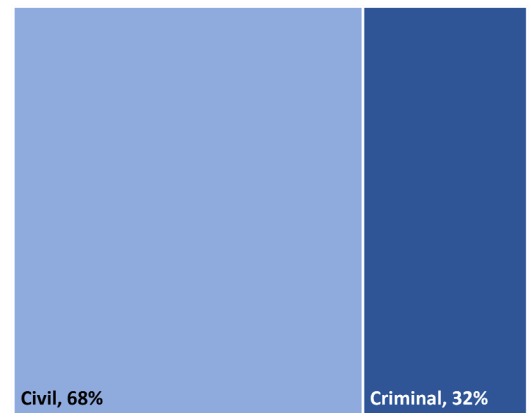


**Figure 2. Nevada Trial Court Non-Traffic Distributions, by Jurisdictional Level, Fiscal Year 2023.**

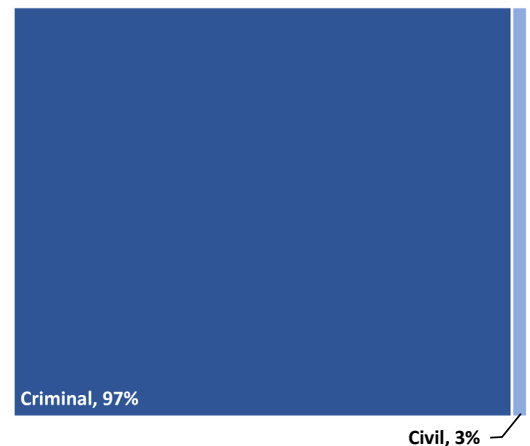
**FY 2023 District Court Non-Traffic Distribution**



**FY 2023 Justice Court Non-Traffic Distribution**



**FY 2023 Municipal Court Non-Traffic Distribution**

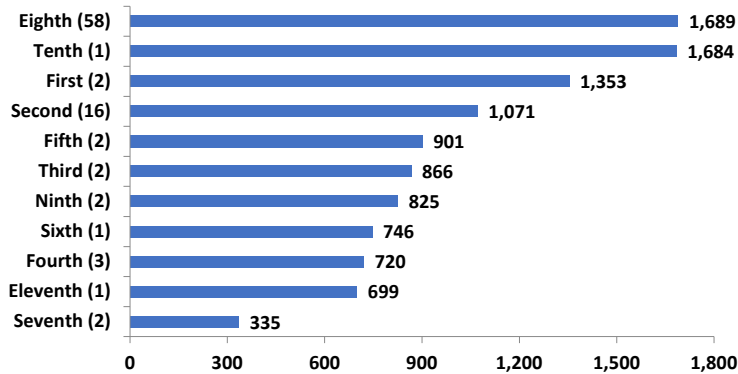




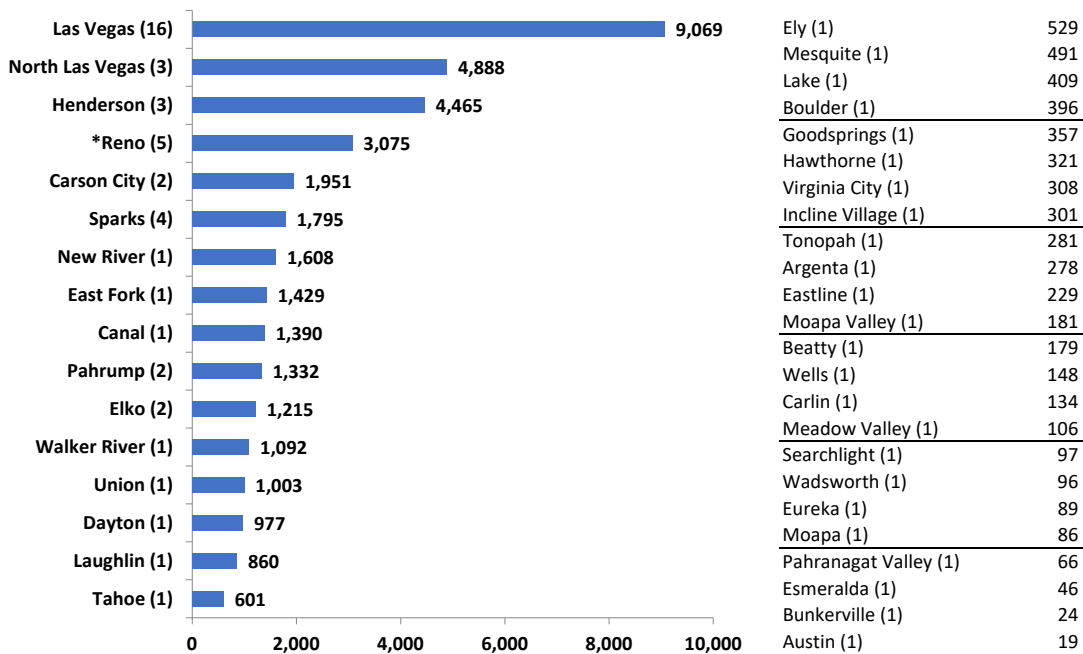
Number of judicial positions in parenthesis. Does not include quasi-judicial positions. Reopened cases included.

\*\*\* Actual *filled* positions (reported in parenthesis) were used to calculate cases per judicial positions. For further detail, see footnotes in Table 1 on pages 1-2 regarding the number of *authorized* judicial positions.

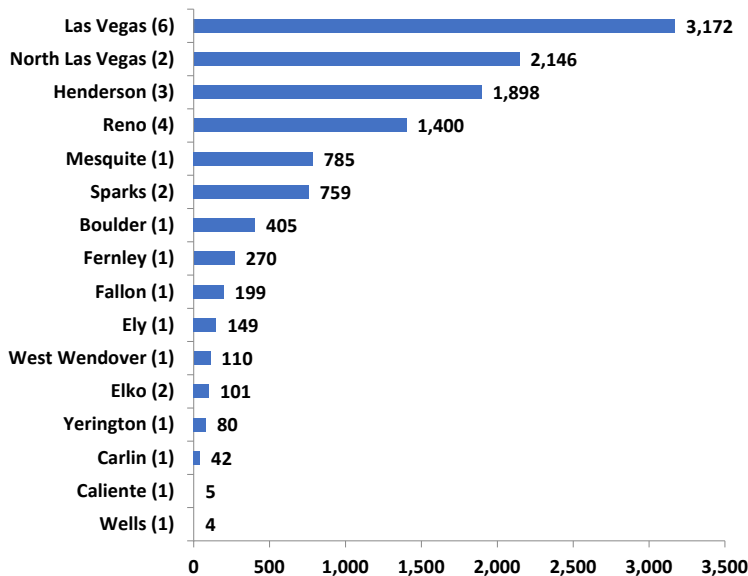
### District Courts



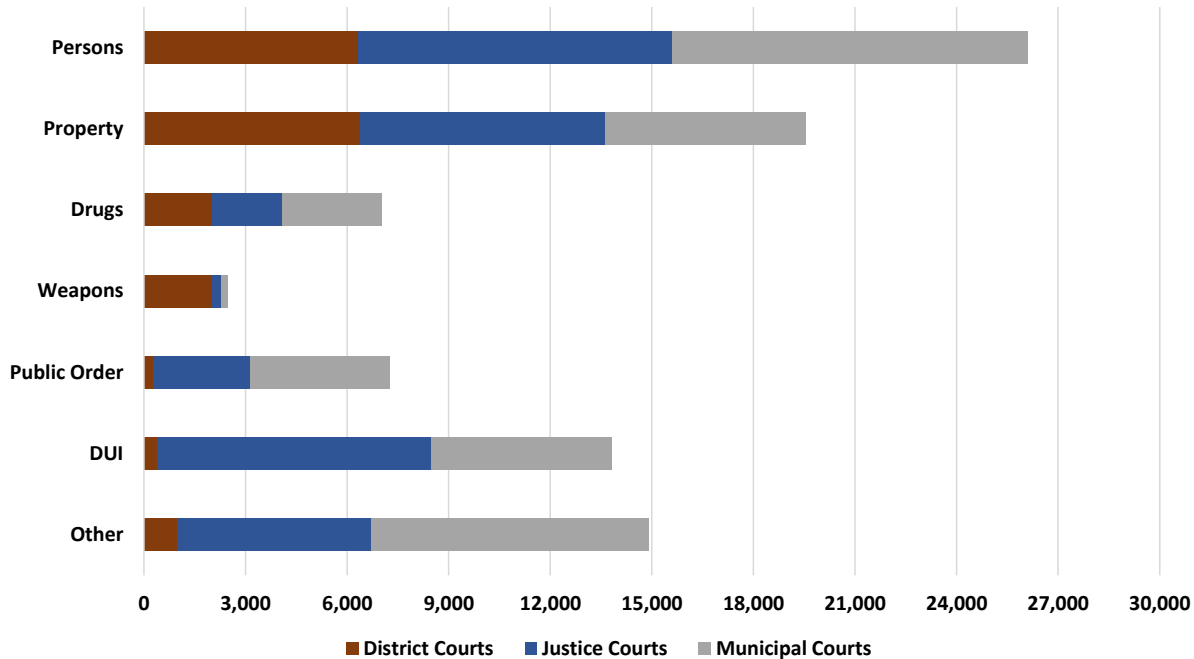
### Justice Courts



### Municipal Courts



	Persons	Property	Drugs	Weapons	Public Order	DUI	Other	Total
District Courts	6,330	6,388	2,033	2,031	282	402	976	18,442
Justice Courts <sup>c</sup>	9,279	7,241	2,051	246	2,872	8,099	5,727	35,515
Municipal Courts	10,505	5,937	2,928	190	4,113	5,328	8,207	37,208
<b>TOTAL</b>	<b>26,114</b>	<b>19,566</b>	<b>7,012</b>	<b>2,467</b>	<b>7,267</b>	<b>13,829</b>	<b>14,910</b>	<b>91,165</b>



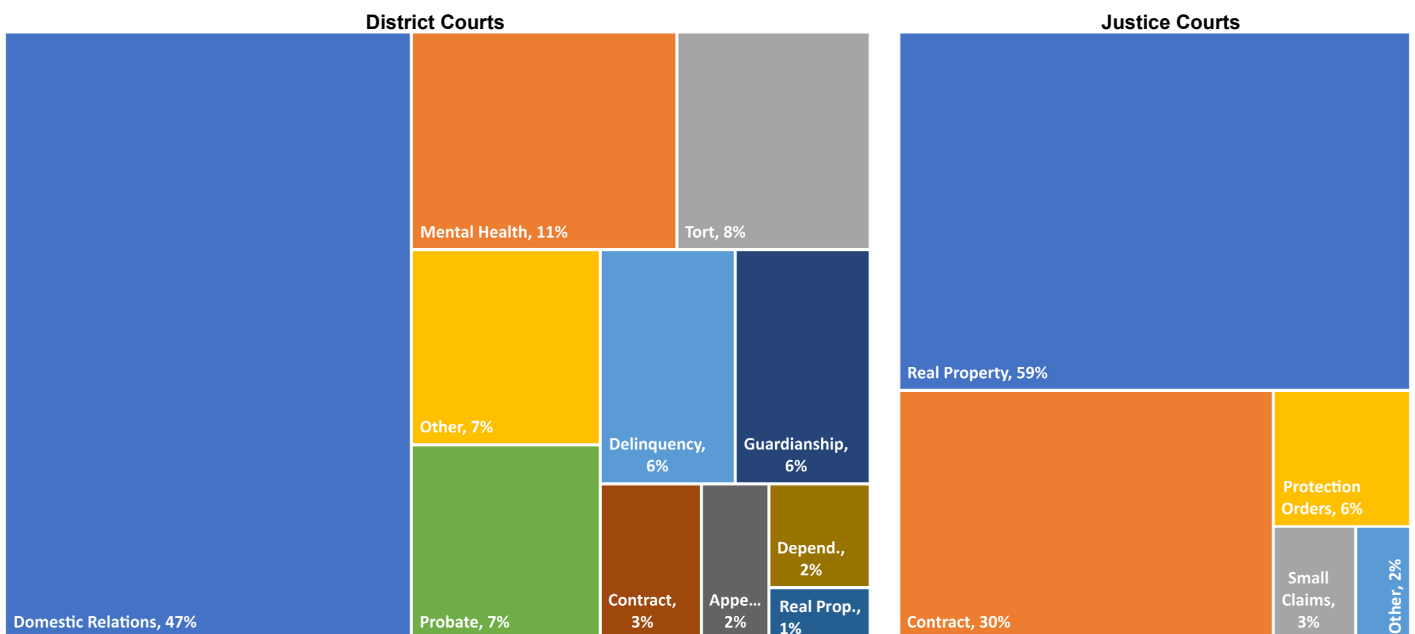
<sup>d</sup> District Court includes felony and gross misdemeanor criminal cases; Justice and Municipal Courts include misdemeanor cases only. Reopened cases included. Persons include person-crimes, domestic violence, older/vulnerable person-crimes, child abuse, and protection order violations.

<sup>b</sup> Case types determined by the USJR charge hierarchy defined in the Nevada Courts Statistical Reporting Dictionary.

<sup>c</sup> Justice Courts hear preliminary matters for felony and gross misdemeanor cases typically adjudicated in District Courts, and these cases are excluded from this table.

Source: Uniform System for Judicial Records, Nevada AOC, Research and Statistics Unit.

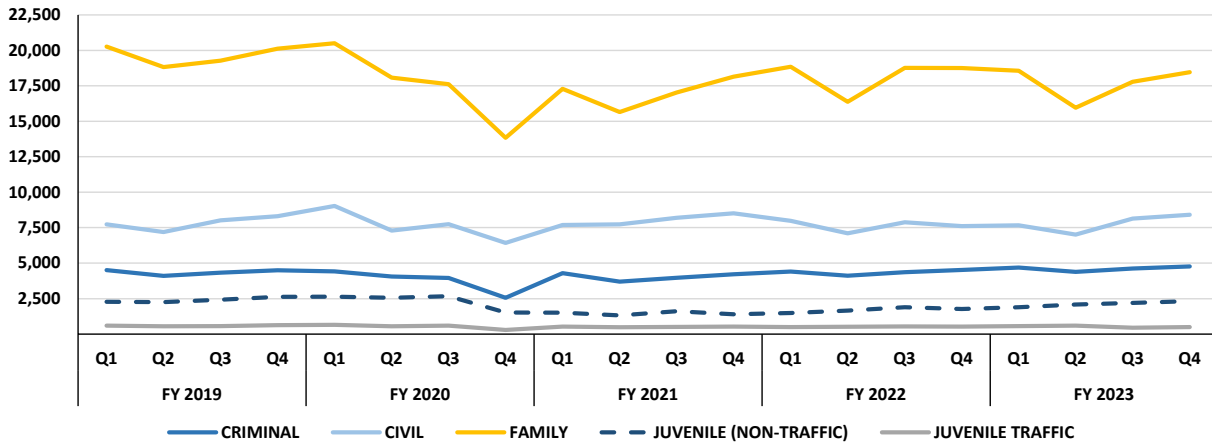
**Figure 5. Nevada Non-Criminal Case Distribution by Major USJR Classification, by Jurisdictional Level, Fiscal Year 2023.<sup>a</sup>**



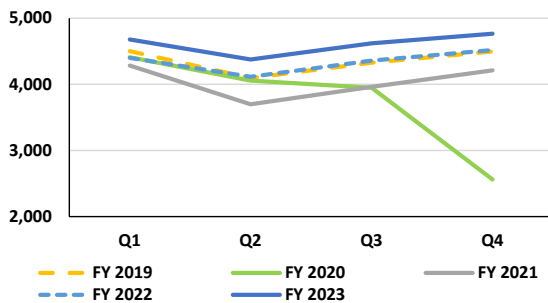
<sup>a</sup> Municipal Courts excluded from this table due to all non-criminal cases being classified as Other Civil or Petitions to Seal Record actions. District Court Other classification includes Civil Other, Writs, and Construction Defect case types, as well as Juvenile Miscellaneous Petitions, Protection Order, and Status Petitions case types. Justice Court Other classification includes Torts, Contested Liens, Petitions to Seal Records, and Other Civil Matters case types.

Source: Uniform System for Judicial Records, Nevada AOC, Research and Statistics Unit.

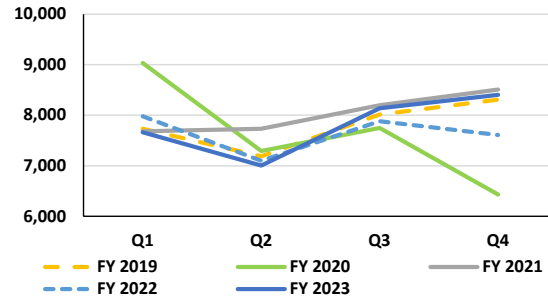
**Cases Filed by Major Case Classification, Fiscal Years 2019-23.**



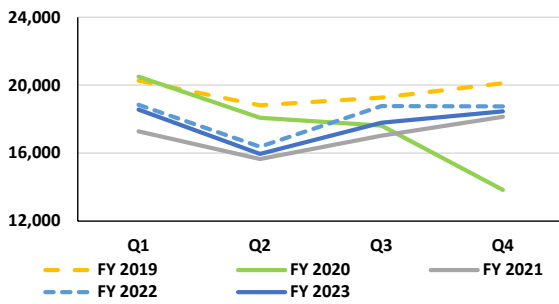
**Criminal Cases Filed by Quarter.**



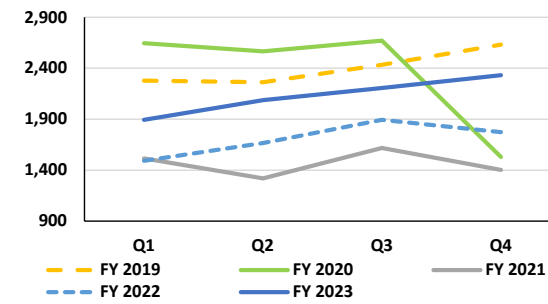
**Civil Cases Filed by Quarter.**



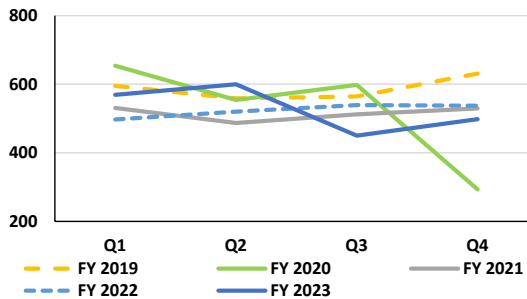
**Family Cases Filed by Quarter.**



**Juvenile Non-Traffic Cases Filed by Quarter.**



**Juvenile Traffic Cases Filed by Quarter.\***

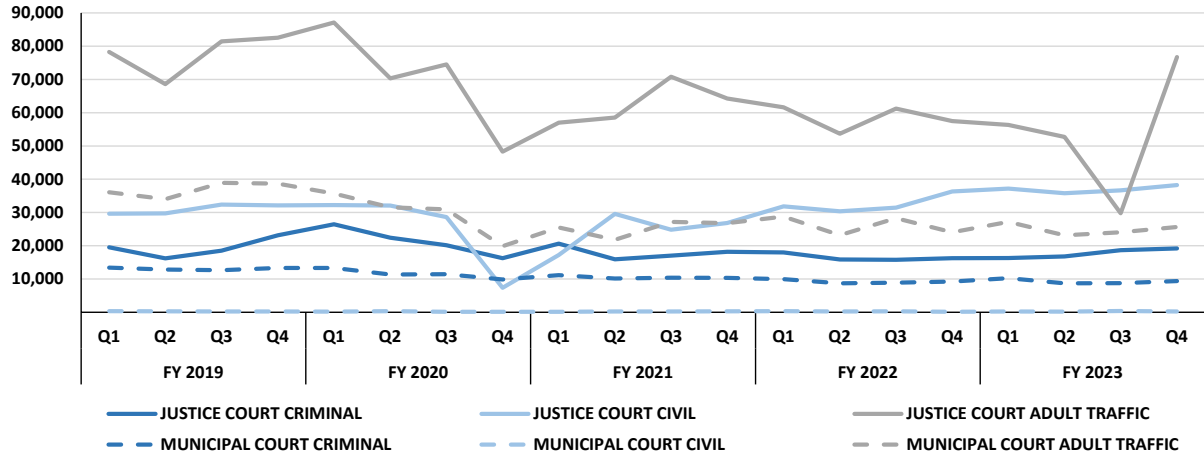


\*Only includes juvenile traffic cases filed in district courts.

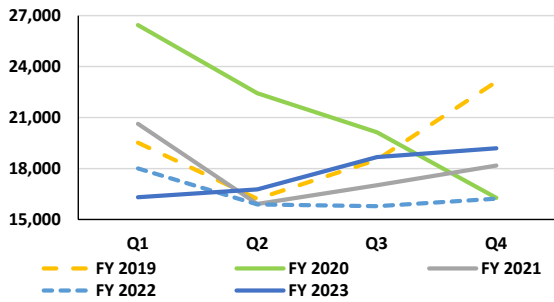
<sup>a</sup> Totals reflect aggregate information from the Nevada Trial Courts. Information contained herein may reflect non-standard reporting. See Tables B1-B9 from the respective fiscal years' Annual Report Appendices for greater detailed statistics and clarifying footnotes. Juvenile traffic cases only include cases filed in district courts and exclude cases filed in limited jurisdiction courts.

Source: Uniform System for Judicial Records, Nevada AOC, Research and Statistics Unit.

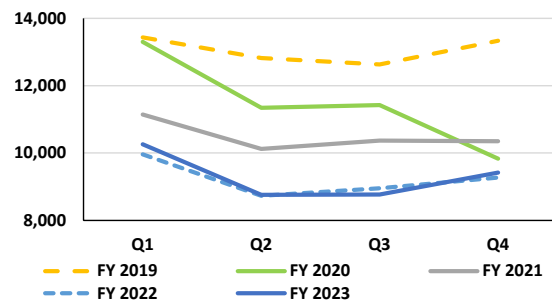
**Cases Filed by Major Case Classification, Fiscal Years 2019-23.**



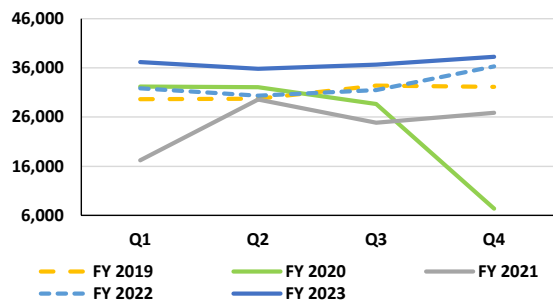
**Justice Court Criminal Cases Filed by Quarter.**



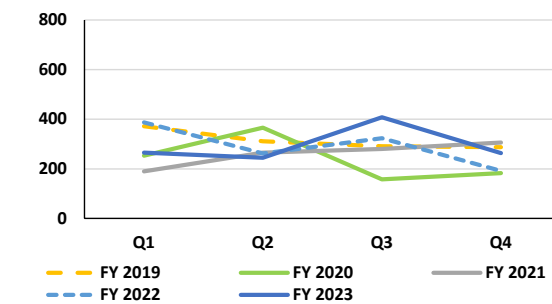
**Municipal Court Criminal Cases Filed by Quarter.**



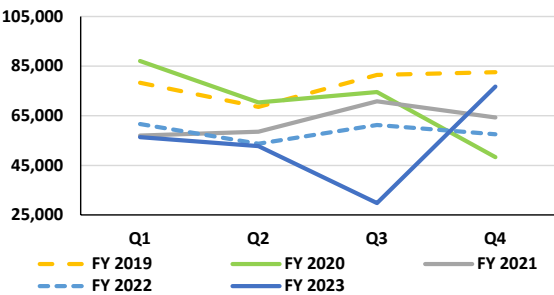
**Justice Court Civil Cases Filed by Quarter.**



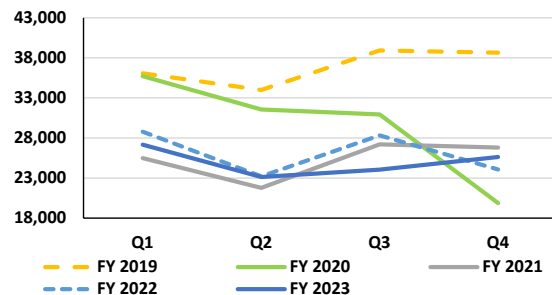
**Municipal Court Civil Cases Filed by Quarter.**



**Justice Court Adult Traffic Cases Filed by Quarter.\***



**Municipal Court Adult Traffic Cases Filed by Quarter.\***



\*Excludes juvenile traffic cases filed in justice courts.

\*Excludes juvenile traffic cases filed in municipal courts.

<sup>a</sup> Totals reflect aggregate information from the Nevada Trial Courts. Information contained herein may reflect non-standard reporting. See Tables B1-B9 from the respective fiscal years' Annual Report Appendices for greater detailed statistics and clarifying footnotes. Adult traffic cases include parking cases.

Court	Criminal (Non-Traffic) Cases <sup>b</sup>						Civil Cases					
	Filed		Disposed		Pending		Filed		Disposed		Pending	
	FY 2022	FY 2023	FY 2022	FY 2023	FY 2023 Active	FY 2023 Inactive	FY 2022	FY 2023	FY 2022	FY 2023	FY 2023 Active	FY 2023 Inactive
<b>First Judicial District</b>												
Carson City District Court	375	475	247	255	129 <sup>c</sup>	- <sup>d</sup>	539	440	515	448	5 <sup>c</sup>	- <sup>d</sup>
Storey County District Court	1	2	0	1	24 <sup>c</sup>	- <sup>d</sup>	34	33	25	14	39 <sup>c</sup>	- <sup>d</sup>
<b>Second Judicial District</b>												
Washoe County District Court	2,268	2,396	1,550	1,615	593	1,123	3,243	3,377	3,094	3,030	1,639	230
<b>Third Judicial District</b>												
Lyon County District Court	253	265	216	194	155	158	333	325	301	294	346	8
<b>Fourth Judicial District</b>												
Elko County District Court	484	485	512	448	175	85	426	501	425	495	280	3
<b>Fifth Judicial District</b>												
Esmeralda County District Court	4	3	1	1	17	11	23	24	6	0	146	61
Nye County District Court	273	357	120	173	506 <sup>f</sup>	79	624	655	402	410	4,031 <sup>f</sup>	68
<b>Sixth Judicial District</b>												
Humboldt County District Court	57	146	59	102	90	100	151	138	138	102	335	4
<b>Seventh Judicial District</b>												
Eureka County District Court	7	5	5	1	5	1	17	24	15	13	23	0
Lincoln County District Court	40	48	44	26	68	1	23	38	15	23	53	0
White Pine County District Court	136	130	113	129	88	58	85	99	101	89	67	1
<b>Eighth Judicial District</b>												
Clark County District Court	12,793	13,268	12,702	13,433	5,792	8,456	24,144	24,583	25,825	23,880	31,355	1,482
<b>Ninth Judicial District</b>												
Douglas County District Court	346	354	254	333	167	111	482	450	477	400	277	9
<b>Tenth Judicial District</b>												
Churchill County District Court	266	327	260	320	66	95	241	267	220	272	61	16
<b>Eleventh Judicial District</b>												
Lander County District Court	17	35	18	16	26	11	56	53	32	15	96	47
Mineral County District Court	44	97	47	81	35	18	51	48	33	18	81	122
Pershing County District Court	28	49	52 <sup>g</sup>	47	30	10	93	154	108	111	137	62
<b>Total</b>	<b>17,392</b>	<b>18,442</b>	<b>16,200</b>	<b>17,175</b>	<b>7,966</b>	<b>10,317</b>	<b>30,565</b>	<b>31,209</b>	<b>31,732</b>	<b>29,614</b>	<b>38,971</b>	<b>2,113</b>

<sup>a</sup> Case statistics include cases that may have been reopened. Pending cases reported by the courts as of June 30, 2023.  
<sup>b</sup> Includes criminal appeals of limited jurisdiction courts. <ISSUE: NOT MENTIONING CIVIL INFRACTIONS SINCE ONLY ELKO DC REPORTED>  
<sup>c</sup> Estimated from fiscal years 2018-23 new filings less dispositions. Reopened cases not included.  
<sup>d</sup> Statistic not reported by the court.  
<sup>f</sup> Active pending cases are over-inclusive.  
<sup>g</sup> Includes administrative case closures.

Source: Uniform System for Judicial Records, Nevada AOC, Research and Statistics Unit.

Court	Family Cases						Juvenile (Non-Traffic) Cases					
	Filed		Disposed		Pending		Filed		Disposed		Pending	
	FY 2022	FY 2023	FY 2022	FY 2023	FY 2023 Active	FY 2023 Inactive	FY 2022	FY 2023	FY 2022	FY 2023	FY 2023 Active	FY 2023 Inactive
<b>First Judicial District</b>												
Carson City District Court	1,709	1,462	1,543	1,462	0 <sup>b</sup>	- <sup>c</sup>	276	271	254	224	0 <sup>b</sup>	- <sup>c</sup>
Storey County District Court	29	23	13	15	45 <sup>b</sup>	- <sup>c</sup>	3	0	3	0	0 <sup>b</sup>	- <sup>c</sup>
<b>Second Judicial District</b>												
Washoe County District Court	9,516	10,056	8,056	7,928	2,422	14	1,041 <sup>d,r</sup>	1,314 <sup>d</sup>	1,448 <sup>f,r</sup>	1,667 <sup>f</sup>	493	291
<b>Third Judicial District</b>												
Lyon County District Court	872 <sup>g</sup>	920 <sup>g</sup>	875	859	334	8	156	222	150	168	149	17
<b>Fourth Judicial District</b>												
Elko County District Court	1,021	981	1,040	1,044	490	4	216	193	177	197	92	29
<b>Fifth Judicial District</b>												
Esmeralda County District Court	4 <sup>g</sup>	1 <sup>g</sup>	2	0	30	8	0	0	1	1	8	0
Nye County District Court	541	596	375	329	4,828 <sup>h</sup>	45	178	165	81	178	479 <sup>h</sup>	30
<b>Sixth Judicial District</b>												
Humboldt County District Court	429	387	358	325	731	1	73	75	53	70	118	5
<b>Seventh Judicial District</b>												
Eureka County District Court	13	10	10	13	9	0	6	5	0	0	10	0
Lincoln County District Court	28	22	18	11	104	12	7	9	6	5	32	0
White Pine County District Court	113	135 <sup>g</sup>	110	118	61	0	133	145	109	149	27	4
<b>Eighth Judicial District</b>												
Clark County District Court	56,560	54,345	54,621	52,622	26,808	5,447	4,337	5,741	9,239 <sup>i,j</sup>	6,069	2,960	906
<b>Ninth Judicial District</b>												
Douglas County District Court	813	768	753	744	197	2	139	78	96	85	62	1
<b>Tenth Judicial District</b>												
Churchill County District Court	875	864	907	860	173	63	190	226	160	250	21	14
<b>Eleventh Judicial District</b>												
Lander County District Court	105	79	81	40	127	25	11	23	16	6	43	1
Mineral County District Court	61	50	55	17	97	206	14	22	8	11	100	297
Pershing County District Court	54	62	57	40	78	6	43	27	41	30	25	0
<b>Total</b>	<b>72,743</b>	<b>70,761</b>	<b>68,874</b>	<b>66,427</b>	<b>36,534</b>	<b>5,841</b>	<b>6,823<sup>f</sup></b>	<b>8,516</b>	<b>11,842<sup>f</sup></b>	<b>9,110</b>	<b>4,619</b>	<b>1,595</b>

<sup>a</sup> Case statistics include cases that may have been reopened. Pending cases reported by the courts as of June 30, 2023.

<sup>b</sup> Estimated from fiscal years 2018-23 new filings less dispositions. Reopened cases not included.

<sup>c</sup> Statistic not reported by the court.

<sup>d</sup> Reopened (cases) not reported or under-reported.

<sup>f</sup> Includes administrative case closures not related to footnote (j).

<sup>g</sup> High-risk protection orders not reported or incomplete.

<sup>h</sup> Active pending cases are over-reported due in part to an incomplete conversion process to a new CMS.

<sup>i</sup> Excludes administrative closures (7,356 Delinquency dispositions) unrelated to the fiscal year filings.

<sup>r</sup> Revised from previous publications.

Source: Uniform System for Judicial Records, Nevada AOC, Research and Statistics Unit.

Court	Total Cases		Total Charges		Total Disposed	
	FY 2022	FY 2023	FY 2022	FY 2023	FY 2022	FY 2023
<b>First Judicial District</b>						
Carson City District Court	193	154	258	205	128	125
Storey County District Court	2	1	2	2	2	1
<b>Second Judicial District</b>						
Washoe County District Court	1,286 <sup>b</sup>	1,365 <sup>b</sup>	1,879	1,849	1,239	1,298
<b>Third Judicial District</b>						
Lyon County District Court	131	133	159	189	134	131
<b>Fourth Judicial District</b>						
Elko County District Court	174	139	209	156	147	227 <sup>c</sup>
<b>Fifth Judicial District</b>						
Esmeralda County District Court	1	7	1	9	5	1
Nye County District Court	54	70	68	81	53	111 <sup>c</sup>
<b>Sixth Judicial District</b>						
Humboldt County District Court	84	74	102	88	68	97 <sup>c</sup>
<b>Seventh Judicial District</b>						
Eureka County District Court	(d)	(d)	(d)	(d)	(d)	(d)
Lincoln County District Court	(d)	(d)	(d)	(d)	(d)	(d)
White Pine County District Court	(d)	(d)	(d)	(d)	(d)	(d)
<b>Eighth Judicial District</b>						
Clark County District Court	(d)	(d)	(d)	(d)	(d)	(d)
<b>Ninth Judicial District</b>						
Douglas County District Court	82	110	107	136	81	109
<b>Tenth Judicial District</b>						
Churchill County District Court	72	54	91	74	74	60
<b>Eleventh Judicial District</b>						
Lander County District Court	2	4	3	10	3	6 <sup>c</sup>
Mineral County District Court	10	3	16	4	12	3
Pershing County District Court	2	3	3	3	3	1
<b>Total</b>	<b>2,093</b>	<b>2,117</b>	<b>2,898</b>	<b>2,806</b>	<b>1,949</b>	<b>2,170</b>

<sup>a</sup> Table contains juvenile traffic statistics (see appendix table B9). Case statistics include cases that may have been reopened. Civil infraction reporting began January 2023.

<sup>b</sup> Reopen cases not reported.

<sup>c</sup> Includes administrative case closures.

<sup>d</sup> Juvenile traffic violations handled and reported by limited jurisdiction courts.

Source: Uniform System for Judicial Records, Nevada AOC, Research and Statistics Unit.

**Table A4. Summary of Justice Court Non-Traffic Cases Filed and Disposed, Fiscal Years 2022-23.<sup>a</sup>**  
(See Table A5 for traffic data.)

Court	Criminal Cases				Civil Cases			
	Filed		Disposed		Filed		Disposed	
	FY 2022	FY 2023	FY 2022	FY 2023	FY 2022	FY 2023	FY 2022	FY 2023
<b>First Judicial District</b>								
<b>Carson City</b>								
Carson City Justice Court <sup>b</sup>	1,974	1,854	1,301	1,433	1,815	2,047	1,861	1,629
<b>Storey County</b>								
Virginia City Justice Court	198	247	199	180	48	61	33	34
<b>Second Judicial District</b>								
<b>Washoe County</b>								
Incline Village Justice Court	195	193	248	209	72	108	84	102
Reno Justice Court	5,985	5,629	6,335	6,332	7,964	9,744	7,657	9,031
Sparks Justice Court	2,987	2,810	3,598 <sup>c</sup>	2,978	3,920	4,368	3,675	4,821
Wadsworth Justice Court	88	78	67	72	14	18	15	11
<b>Third Judicial District</b>								
<b>Lyon County</b>								
Canal Justice Court	467	386	459	405	781	1,004	715	943
Dayton Justice Court	364	431	361	414	563	546	655	522
Walker River Justice Court	341	506	367	462	595	586	699 <sup>c,r</sup>	647
<b>Fourth Judicial District</b>								
<b>Elko County</b>								
Carlin Justice Court	67	68	69	65	50	66	49	52
Eastline Justice Court	141	128	119	100	61	101	54	88
Elko Justice Court	1,510	1,321	1,409	1,328	986 <sup>d</sup>	1,109	1,257 <sup>c</sup>	1,172
Wells Justice Court	106	100	107	100	38	48 <sup>d</sup>	17	35
<b>Fifth Judicial District</b>								
<b>Esmeralda County</b>								
Esmeralda Justice Court	32	32	14	6	13	14	12	14
<b>Nye County</b>								
Beatty Justice Court	79	135	91 <sup>c</sup>	87	41	44 <sup>d</sup>	24	31
Pahrump Justice Court	1,688	1,656	1,228	1,770	962	1,008	1,020	958
Tonopah Justice Court	118	173	110	132	112	108	105	107
<b>Sixth Judicial District</b>								
<b>Humboldt County</b>								
Union Justice Court	427	566	395	569	404	437	378	409
<b>Seventh Judicial District</b>								
<b>Eureka County</b>								
Eureka Justice Court	35	51	32	52	20	38	14	32
<b>Lincoln County</b>								
Meadow Valley Justice Court	105	65	100	53	45 <sup>d</sup>	41	45	29
Pahrnanagat Valley Justice Court	49	41	33	33	14	25	7	28
<b>White Pine County</b>								
Ely Justice Court	323	279	327	312	248	250	204	199
<b>Eighth Judicial District</b>								
<b>Clark County</b>								
Boulder Justice Court	107	121	113	104	273	275	249	298
Bunkerville Justice Court	21	15	15	64 <sup>c</sup>	0	9	0	4
Goodsprings Justice Court	393	315	461 <sup>c</sup>	595 <sup>c</sup>	50	42	33	35
Henderson Justice Court	1,645	1,956	1,943	1,856	9,552	11,439	8,938	10,665
Las Vegas Justice Court	40,637	45,438	42,627	38,161	89,294	99,664	85,260	98,121
Laughlin Justice Court	387	493	385	658 <sup>c</sup>	239	367	243	420 <sup>c</sup>
Mesquite Justice Court	190	215	285 <sup>c</sup>	239	192	276	225 <sup>c</sup>	272
Moapa Justice Court	72	77	119 <sup>c</sup>	73	20	9	16	4
Moapa Valley Justice Court	104	119	131 <sup>c</sup>	126	71	62	60	61
North Las Vegas Justice Court	2,098	2,548	2,511 <sup>c</sup>	2,422	9,753	12,116	6,969	9,490
Searchlight Justice Court	120	78	97	118 <sup>c</sup>	33	19	30	15
<b>Ninth Judicial District</b>								
<b>Douglas County</b>								
East Fork Justice Court	1,035	893	940	642	440	536	484	360
Tahoe Justice Court	437	534	554 <sup>c</sup>	451	89	67	130 <sup>c</sup>	36
<b>Tenth Judicial District</b>								
<b>Churchill County</b>								
New River Justice Court	726	744	755	792	828	864	803	691
<b>Eleventh Judicial District</b>								
<b>Lander County</b>								
Argenta Justice Court	132	160	157 <sup>c</sup>	139	115	118	106	94
Austin Justice Court	8	8	108 <sup>c</sup>	109 <sup>c</sup>	6	11	4	9
<b>Mineral County</b>								
Hawthorne Justice Court	342	225	140	42	134	96	587 <sup>c</sup>	75
<b>Pershing County</b>								
Lake Justice Court	172	266	210 <sup>c</sup>	186	119	143	133	147
<b>Total</b>	<b>65,905</b>	<b>70,954</b>	<b>68,520</b>	<b>63,869</b>	<b>129,974</b>	<b>147,884</b>	<b>122,850<sup>r</sup></b>	<b>141,691</b>

<sup>a</sup> Case statistics include cases that may have been reopened.

<sup>b</sup> Carson City is a consolidated municipality and the justice court includes municipal court information. Statistics are reported in the Justice Court tables only.

<sup>c</sup> Includes administrative case closures.

<sup>d</sup> High-risk protection orders not reported or incomplete.

<sup>r</sup> Revised from previous publications.

Source: Uniform System for Judicial Records, Nevada AOC, Research and Statistics Unit.



Court	Total Cases		Total Charges		Total Disposed	
	FY 2022	FY 2023	FY 2022	FY 2023	FY 2022	FY 2023
<b>First Judicial District</b>						
<b>Carson City</b>						
Carson City Justice Court <sup>b</sup>	7,099	8,706	9,554	11,034	6,405	8,388
<b>Storey County</b>						
Virginia City Justice Court	1,221	1,945	1,720	2,428	1,149	1,542
<b>Second Judicial District</b>						
<b>Washoe County</b>						
Incline Village Justice Court	1,467	1,262	1,690	1,370	1,580	1,237
Reno Justice Court	14,652	11,034	18,038	13,396	14,114	11,898
Sparks Justice Court	3,183	3,465	4,610	4,583	3,737 <sup>c</sup>	3,497
Wadsworth Justice Court	1,731	2,367	2,197	2,604	1,693	1,888
<b>Third Judicial District</b>						
<b>Lyon County</b>						
Canal Justice Court	470	1,177	730	1,497	454	792
Dayton Justice Court	1,210	1,419	1,584	1,876	1,385	1,267
Walker River Justice Court	1,446	1,239	1,859	1,747	1,487	1,098
<b>Fourth Judicial District</b>						
<b>Elko County</b>						
Carlin Justice Court	689	493	784	596	633	509
Eastline Justice Court	297	284	397	362	200	369 <sup>c</sup>
Elko Justice Court	4,690	3,521	5,463	4,338	4,180	3,588
Wells Justice Court	2,675	2,714	3,017	3,005	2,548	2,468
<b>Fifth Judicial District</b>						
<b>Esmeralda County</b>						
Esmeralda Justice Court	1,459	1,925	1,732	2,109	1,423	2,279 <sup>c</sup>
<b>Nye County</b>						
Beatty Justice Court	970	1,504	1,126	1,758	898	1,354
Pahrump Justice Court	2,276	4,054	2,903	4,909	2,353	3,370
Tonopah Justice Court	1,162	1,899	1,429	2,311	1,170	1,640
<b>Sixth Judicial District</b>						
<b>Humboldt County</b>						
Union Justice Court	3,629	2,644	4,344	3,061	3,390	2,510
<b>Seventh Judicial District</b>						
<b>Eureka County</b>						
Eureka Justice Court	538	669	587	779	465	1,061 <sup>c</sup>
<b>Lincoln County</b>						
Meadow Valley Justice Court	1,072	636	1,146	695	1,040	628
Pahrnanagat Valley Justice Court	2,832	1,959	3,034	2,154	2,653	2,049 <sup>c</sup>
<b>White Pine County</b>						
Ely Justice Court	1,443	1,214	1,630	1,354	1,380	1,054
<b>Eighth Judicial District</b>						
<b>Clark County</b>						
Boulder Justice Court	1,498	1,158	1,694	1,277	1,580	1,798 <sup>c</sup>
Bunkerville Justice Court	1,267	647	1,444	711	1,153	1,778 <sup>c</sup>
Goodsprings Justice Court	6,202	7,149	7,364	8,044	8,803 <sup>c</sup>	16,545 <sup>c</sup>
Henderson Justice Court	2,713	2,581	3,569	3,310	3,017	2,306
Las Vegas Justice Court	143,822 <sup>d</sup>	126,613 <sup>d</sup>	182,146	126,613 <sup>f</sup>	44,716 <sup>g,i</sup>	49,286 <sup>e</sup>
Laughlin Justice Court	4,855	4,308	5,666	4,862	7,375 <sup>c</sup>	4,301 <sup>c</sup>
Mesquite Justice Court	6	3	15	12	3	6 <sup>c</sup>
Moapa Justice Court	1,576	1,460	1,870	1,698	2,583 <sup>c</sup>	1,561
Moapa Valley Justice Court	1,033	1,283	1,176	1,428	1,205 <sup>c</sup>	1,234
North Las Vegas Justice Court	606	568	1,096	1,121	626	737 <sup>c</sup>
Searchlight Justice Court	4,763	4,354	5,313	4,741	5,757	6,201 <sup>c</sup>
<b>Ninth Judicial District</b>						
<b>Douglas County</b>						
East Fork Justice Court	2,490	3,047	3,291	3,828	2,356	2,596
Tahoe Justice Court	1,203	1,335	1,515	1,590	1,130	1,218
<b>Tenth Judicial District</b>						
<b>Churchill County</b>						
New River Justice Court	3,774	2,992	4,680	3,795	3,725	2,758
<b>Eleventh Judicial District</b>						
<b>Lander County</b>						
Argenta Justice Court	186	640	225	733	278 <sup>c</sup>	513
Austin Justice Court	756	594	847	697	794	445
<b>Mineral County</b>						
Hawthorne Justice Court	2,690	1,493	3,159	1,793	2,265	766
<b>Pershing County</b>						
Lake Justice Court	376	266	439	350	475 <sup>c</sup>	225
<b>Total</b>	<b>236,027</b>	<b>216,621</b>	<b>295,083</b>	<b>234,569</b>	<b>142,178</b>	<b>148,760</b>

<sup>a</sup> Table contains adult traffic and parking statistics (see table B5-1). Information may include cases that may have been reopened or juvenile traffic statistics (see table B9). Civil Infraction reporting began January 2023.

<sup>b</sup> Carson City is a consolidated municipality and the justice court includes municipal court information. Statistics are reported in the Justice Court tables only.

<sup>c</sup> Includes administrative case closures.

<sup>d</sup> Reopened (cases) not reported or under-reported.

<sup>e</sup> Estimated.

<sup>f</sup> Charges not reported; the reported magnitude is the number of reported cases.

<sup>g</sup> Excludes 171,461 administrative closures unrelated to the fiscal year filings.

<sup>i</sup> Incomplete.

Source: Uniform System for Judicial Records, Nevada AOC, Research and Statistics Unit.

**Table A6. Summary of Municipal Court Non-Traffic Cases Filed and Disposed, Fiscal Years 2022-23.<sup>a</sup>**  
 (See Table A7 for traffic data.)

Court	Criminal Cases				Civil Cases			
	Filed		Disposed		Filed		Disposed	
	FY 2022	FY 2023	FY 2022	FY 2023	FY 2022	FY 2023	FY 2022	FY 2023
<b>First Judicial District</b>								
Carson City Municipal Court	(b)	(b)	(b)	(b)	(b)	(b)	(b)	(b)
<b>Second Judicial District</b>								
Reno Municipal Court	5,657	5,560	5,877	5,437	60	40	74	42
Sparks Municipal Court	1,576 <sup>c</sup>	1,510 <sup>c</sup>	1,788	1,639	16	8	11	7
<b>Third Judicial District</b>								
Fernley Municipal Court	304	269	320	260	2	1	0	1
Yerington Municipal Court	82	79	102	50	0	1	0	0
<b>Fourth Judicial District</b>								
Carlin Municipal Court	37	42	35	30	0	0	0	0
Elko Municipal Court	220	200	258 <sup>d</sup>	206	4	1	1	0
Wells Municipal Court	5	4	10	3	0	0	0	0
West Wendover Municipal Court	110	110	85	80	0	0	0	0
<b>Seventh Judicial District</b>								
Caliente Municipal Court	0	5	0	0	0	0	0	0
Ely Municipal Court	150	149	156	141	0	0	0	0
<b>Eighth Judicial District</b>								
Boulder Municipal Court	392	404	383	424	2	1	2	1
Henderson Municipal Court	6,381	5,577	6,202	5,722	92	118	118 <sup>d</sup>	181 <sup>d</sup>
Las Vegas Municipal Court	16,773	18,159 <sup>f</sup>	19,099 <sup>d</sup>	13,573 <sup>f</sup>	840	875	862	828
Mesquite Municipal Court	746	780	641	628	4	5	2	6
North Las Vegas Municipal Court	4,237	4,161	4,420	3,837	143	131	143	131
<b>Tenth Judicial District</b>								
Fallon Municipal Court	254	199	197	257 <sup>d</sup>	1	0	0	0
<b>Total</b>	<b>36,924</b>	<b>37,208</b>	<b>39,573</b>	<b>32,287</b>	<b>1,164</b>	<b>1,181</b>	<b>1,213</b>	<b>1,197</b>

<sup>a</sup> Case statistics include cases that may have been reopened.

<sup>b</sup> Carson City is a consolidated municipality and its statistics are reported in the justice court tables.

<sup>c</sup> Reopened (cases) under-reported.

<sup>d</sup> Includes administrative case closures.

<sup>f</sup> Criminal statistics include estimates for the last quarter of fiscal year 2023, due to configuration issues with a new case management system.

Source: Uniform System for Judicial Records, Nevada AOC, Research and Statistics Unit.

**Table A7. Summary of Municipal Court Traffic, Parking, and Infraction Cases Filed and Disposed, Fiscal Years 2022-23<sup>a</sup>**

Court	Total Cases		Total Charges		Total Disposed	
	FY 2022	FY 2023	FY 2022	FY 2023	FY 2022	FY 2023
<b>First Judicial District</b>						
Carson City Municipal Court	(b)	(b)	(b)	(b)	(b)	(b)
<b>Second Judicial District</b>						
Reno Municipal Court	13,607	10,763	16,977	13,296	13,268	10,281
Sparks Municipal Court	4,038 <sup>c</sup>	4,855 <sup>c</sup>	6,305	6,881	4,184	4,216
<b>Third Judicial District</b>						
Fernley Municipal Court	2,251	1,717	2,955	2,331	2,250	1,632
Yerington Municipal Court	50	204	66	253	46	151
<b>Fourth Judicial District</b>						
Carlin Municipal Court	31	69	33	91	35	35
Elko Municipal Court	214	157	263	198	202	168
Wells Municipal Court	21	185	23	200	17	145
West Wendover Municipal Court	298	477	328	546	255	674 <sup>d</sup>
<b>Seventh Judicial District</b>						
Caliente Municipal Court	0	0	0	0	0	0
Ely Municipal Court	311	306	433	386	318	303
<b>Eighth Judicial District</b>						
Boulder Municipal Court	1,427	1,102	1,977	1,670	1,613 <sup>d</sup>	1,708 <sup>d</sup>
Henderson Municipal Court	20,481	16,665	20,764	16,621	17,418	14,300
Las Vegas Municipal Court	44,235	44,091 <sup>f</sup>	56,817	55,508 <sup>f</sup>	42,320	38,166 <sup>f</sup>
Mesquite Municipal Court	1,245	1,224	2,872	1,597	1,191	1,071
North Las Vegas Municipal Court	16,205	18,140	25,781	26,299	15,508	16,825
<b>Tenth Judicial District</b>						
Fallon Municipal Court	348	344	483	449	306	375
<b>Total</b>	<b>104,762</b>	<b>100,299</b>	<b>136,077</b>	<b>126,326</b>	<b>98,931</b>	<b>90,050</b>

<sup>a</sup> Table contains adult traffic and parking statistics (see table B7-1). Information may include cases that may have been reopened or juvenile traffic statistics (see table B9). Civil Infraction reporting began January 2023.

<sup>b</sup> Carson City is a consolidated municipality and its statistics are reported in the justice court tables.

<sup>c</sup> Reopened (cases) under-reported.

<sup>d</sup> Includes administrative case closures.

<sup>f</sup> Traffic statistics include estimates for the last quarter of fiscal year 2023, due to configuration issues with a new case management system.

Source: Uniform System for Judicial Records, Nevada AOC, Research and Statistics Unit.

Table B1-1. Criminal Caseload Processed by District Courts in Nevada, Fiscal Year 2023.

District Court, Criminal Caseload, Aggregate (1 of 2)			Felony, Total	Gross Misdemeanor, Total	Criminal Appeal from LJ Courts	Totals	
<b>Totals<sup>a</sup></b>	Nevada District Courts	<b>New Filings (cases)</b>	<b>10,251</b>	<b>1,841</b>	<b>97</b>	<b>12,189</b>	
		<b>Reopened (cases)</b>	5,595	656	2	6,253	
		<b>Charges</b>	17,440	2,562	0	20,002	
		<b>Grand Total Dispositions</b>	14,669	2,432	74	17,175	
		Total Non-Trial Dispositions	14,497	2,423	74	16,994	
		Total Bench Trial Dispositions	9	0	0	9	
		Total Jury Trial Dispositions	163	9	0	172	
1st Judicial District	Carson City District Court	<b>New Filings (cases)</b>	<b>227</b>	<b>66</b>	<b>7</b>	<b>300</b>	
		<b>Reopened (cases)</b>	133	42	0	175	
		<b>Charges</b>	286	78	0	364	
		<b>Grand Total Dispositions</b>	198	57	0	255	
		Total Non-Trial Dispositions	197	57	0	254	
		Total Bench Trial Dispositions	0	0	0	0	
			Total Jury Trial Dispositions	1	0	0	1
	Storey County District Court	<b>New Filings (cases)</b>	<b>0</b>	<b>0</b>	<b>1</b>	<b>1</b>	
		<b>Reopened (cases)</b>	1	0	0	1	
		<b>Charges</b>	0	0	0	0	
		<b>Grand Total Dispositions</b>	0	1	0	1	
		Total Non-Trial Dispositions	0	1	0	1	
Total Bench Trial Dispositions		0	0	0	0		
		Total Jury Trial Dispositions	0	0	0	0	
2nd Judicial District	Washoe County District Court	<b>New Filings (cases)</b>	<b>1,612</b>	<b>216</b>	<b>15</b>	<b>1,843</b>	
		<b>Reopened (cases)</b>	507	46	0	553	
		<b>Charges</b>	2,525	351	0	2,876	
		<b>Grand Total Dispositions</b>	1,396	219	0	1,615	
		Total Non-Trial Dispositions	1,334	216	0	1,550	
		Total Bench Trial Dispositions	0	0	0	0	
		Total Jury Trial Dispositions	62	3	0	65	
3rd Judicial District	Lyon County District Court	<b>New Filings (cases)</b>	<b>174</b>	<b>27</b>	<b>0</b>	<b>201</b>	
		<b>Reopened (cases)</b>	56	8	0	64	
		<b>Charges</b>	229	37	0	266	
		<b>Grand Total Dispositions</b>	166	28	0	194	
		Total Non-Trial Dispositions	162	28	0	190	
		Total Bench Trial Dispositions	0	0	0	0	
		Total Jury Trial Dispositions	4	0	0	4	
4th Judicial District	Elko County District Court	<b>New Filings (cases)</b>	<b>254</b>	<b>72</b>	<b>12<sup>b</sup></b>	<b>338</b>	
		<b>Reopened (cases)</b>	103	43	1	147	
		<b>Charges</b>	537	121	0	658	
		<b>Grand Total Dispositions</b>	320	117	11	448	
		Total Non-Trial Dispositions	312	117	11	440	
		Total Bench Trial Dispositions	2	0	0	2	
		Total Jury Trial Dispositions	6	0	0	6	
5th Judicial District	Esmeralda County District Court	<b>New Filings (cases)</b>	<b>3</b>	<b>0</b>	<b>0</b>	<b>3</b>	
		<b>Reopened (cases)</b>	0	0	0	0	
		<b>Charges</b>	8	0	0	8	
		<b>Grand Total Dispositions</b>	1	0	0	1	
		Total Non-Trial Dispositions	0	0	0	0	
		Total Bench Trial Dispositions	0	0	0	0	
			Total Jury Trial Dispositions	1	0	0	1
	Nye County District Court	<b>New Filings (cases)</b>	<b>260</b>	<b>55</b>	<b>0</b>	<b>315</b>	
		<b>Reopened (cases)</b>	34	8	0	42	
		<b>Charges</b>	292	57	0	349	
		<b>Grand Total Dispositions</b>	141	32	0	173	
		Total Non-Trial Dispositions	140	32	0	172	
Total Bench Trial Dispositions		0	0	0	0		
		Total Jury Trial Dispositions	1	0	0	1	
6th Judicial District	Humboldt County District Court	<b>New Filings (cases)</b>	<b>127</b>	<b>10</b>	<b>4</b>	<b>141</b>	
		<b>Reopened (cases)</b>	5	0	0	5	
		<b>Charges</b>	269	11	0	280	
		<b>Grand Total Dispositions</b>	84	12	6	102	
		Total Non-Trial Dispositions	82	10	6	98	
		Total Bench Trial Dispositions	0	0	0	0	
		Total Jury Trial Dispositions	2	2	0	4	

<sup>a</sup> Totals reflect aggregate information from the Nevada District Courts. Information contained herein may reflect non-standard reporting and is noted by subsequent footnotes. Case types determined by the USJR charge hierarchy defined in the Nevada Courts Statistical Reporting Dictionary.

<sup>b</sup> Includes Civil Infraction Appeal cases.

Source: Uniform System for Judicial Records, Nevada AOC, Research and Statistics Unit.

District Court, Criminal Caseload, Aggregate (2 of 2)				Felony, Total	Gross Misdemeanor, Total	Criminal Appeal from LJ Courts	Totals
7th Judicial District	Eureka County District Court	New Filings (cases)	4	1	0	5	
		Reopened (cases)	0	0	0	0	
		Charges	8	2	0	10	
		Grand Total Dispositions	0	1	0	1	
		Total Non-Trial Dispositions	0	1	0	0	
		Total Bench Trial Dispositions	0	0	0	0	
	Lincoln County District Court	New Filings (cases)	37	3	1	41	
		Reopened (cases)	6	1	0	7	
		Charges	71	3	0	74	
		Grand Total Dispositions	21	5	0	26	
		Total Non-Trial Dispositions	20	5	0	25	
		Total Bench Trial Dispositions	0	0	0	0	
White Pine County District Court	New Filings (cases)	97	9	1	107		
	Reopened (cases)	23	0	0	23		
	Charges	184	13	0	197		
	Grand Total Dispositions	126	2	1	129		
	Total Non-Trial Dispositions	124	2	1	127		
	Total Bench Trial Dispositions	0	0	0	0		
8th Judicial District	Clark County District Court	New Filings (cases)	6,966	1,285	50	8,301	
		Reopened (cases)	4,490	476	1	4,967	
		Charges	12,392	1,755	0	14,147	
		Grand Total Dispositions	11,554	1,836	43	13,433	
		Total Non-Trial Dispositions	11,473	1,836	43	13,352	
		Total Bench Trial Dispositions	6	0	0	6	
9th Judicial District	Douglas County District Court	New Filings (cases)	189	27	2	218	
		Reopened (cases)	121	15	0	136	
		Charges	270	43	0	313	
		Grand Total Dispositions	285	43	5	333	
		Total Non-Trial Dispositions	278	39	5	322	
		Total Bench Trial Dispositions	1	0	0	1	
10th Judicial District	Churchill County District Court	New Filings (cases)	173	50	1	224	
		Reopened (cases)	90	13	0	103	
		Charges	214	59	0	273	
		Grand Total Dispositions	263	56	1	320	
		Total Non-Trial Dispositions	263	56	1	320	
		Total Bench Trial Dispositions	0	0	0	0	
11th Judicial District	Lander County District Court	New Filings (cases)	19	5	0	24	
		Reopened (cases)	9	2	0	11	
		Charges	22	6	0	28	
		Grand Total Dispositions	13	3	0	16	
		Total Non-Trial Dispositions	13	3	0	16	
		Total Bench Trial Dispositions	0	0	0	0	
	Mineral County District Court	New Filings (cases)	71	12	3	86	
		Reopened (cases)	10	1	0	11	
		Charges	84	22	0	106	
		Grand Total Dispositions	66	12	3	81	
		Total Non-Trial Dispositions	66	12	3	81	
		Total Bench Trial Dispositions	0	0	0	0	
Pershing County District Court	New Filings (cases)	38	3	0	41		
	Reopened (cases)	7	1	0	8		
	Charges	49	4	0	53		
	Grand Total Dispositions	35	8	4	47		
	Total Non-Trial Dispositions	33	8	4	45		
	Total Bench Trial Dispositions	0	0	0	0		
Total Jury Trial Dispositions	2	0	0	2			

Source: Uniform System for Judicial Records, Nevada AOC, Research and Statistics Unit.

District Court, Criminal Caseload, Felony (1 of 3)				Crimes Against Persons, Felony	Domestic Violence, Felony	Older/Vulnerable Persons Abuse, Felony	Child Abuse & Neglect, Felony	Protection Order Violation, Felony	Crimes Against Property, Felony	Drugs, Felony	Weapons, Felony	Public Order, Felony	Motor Vehicle - DUI, Felony	Motor Vehicle - Reckless, Felony	Motor Vehicle - Other, Felony	Other, Felony
<b>Totals<sup>a</sup></b>	Nevada District Courts	New Filings (cases)	2,982	218	37	203	15	3,357	1,312	1,168	147	373	118	152	169	
		Reopened (cases)	1,750	56	22	103	8	2,168	629	611	71	29	28	43	77	
		Charges	5,432	388	77	490	21	5,693	1,993	2,040	187	436	176	262	245	
		Grand Total Dispositions	4,583	239	53	293	17	5,209	1,640	1,629	199	297	182	130	198	
		Total Non-Trial Dispositions	4,478	233	52	285	15	5,190	1,628	1,622	197	293	180	127	197	
		Total Bench Trial Dispositions	6	0	0	0	0	3	0	0	0	0	0	0	0	
		Total Jury Trial Dispositions	99	6	1	8	2	16	12	7	2	4	2	3	1	
1st Judicial District	Carson City District Court	New Filings (cases)	52	3	1	5	3	68	59	9	0	13	1	6	7	
		Reopened (cases)	25	3	1	7	1	35	36	10	0	1	1	6	7	
		Charges	67	5	1	10	3	81	69	20	0	13	1	8	8	
		Grand Total Dispositions	51	3	1	5	1	57	52	11	0	4	2	6	5	
		Total Non-Trial Dispositions	50	3	1	5	1	57	52	11	0	4	2	6	5	
		Total Bench Trial Dispositions	0	0	0	0	0	0	0	0	0	0	0	0	0	
		Total Jury Trial Dispositions	1	0	0	0	0	0	0	0	0	0	0	0	0	
	Storey County District Court	New Filings (cases)	0	0	0	0	0	0	0	0	0	0	0	0	0	
		Reopened (cases)	0	0	0	0	0	0	0	1	0	0	0	0	0	
		Charges	0	0	0	0	0	0	0	0	0	0	0	0	0	
		Grand Total Dispositions	0	0	0	0	0	0	0	0	0	0	0	0	0	
		Total Non-Trial Dispositions	0	0	0	0	0	0	0	0	0	0	0	0	0	
		Total Bench Trial Dispositions	0	0	0	0	0	0	0	0	0	0	0	0	0	
		Total Jury Trial Dispositions	0	0	0	0	0	0	0	0	0	0	0	0	0	
2nd Judicial District	Washoe County District Court	New Filings (cases)	415	50	1	29	2	468	281	126	15	109	12	47	57	
		Reopened (cases)	113	3	0	6	1	206	98	34	7	7	0	10	22	
		Charges	770	76	1	52	3	623	406	263	28	122	18	74	89	
		Grand Total Dispositions	320	39	0	28	3	488	240	99	11	84	9	27	48	
		Total Non-Trial Dispositions	289	34	0	23	3	478	237	97	10	81	9	25	48	
		Total Bench Trial Dispositions	0	0	0	0	0	0	0	0	0	0	0	0	0	
		Total Jury Trial Dispositions	31	5	0	5	0	10	3	2	1	3	0	2	0	
3rd Judicial District	Lyon County District Court	New Filings (cases)	29	1	2	2	1	46	58	11	0	6	0	16	2	
		Reopened (cases)	15	0	0	0	1	22	7	7	0	1	1	1	1	
		Charges	45	2	2	2	2	63	72	14	1	7	0	17	2	
		Grand Total Dispositions	34	1	0	2	3	54	35	23	0	6	1	5	2	
		Total Non-Trial Dispositions	33	1	0	2	2	53	35	22	0	6	1	5	2	
		Total Bench Trial Dispositions	0	0	0	0	0	0	0	0	0	0	0	0	0	
		Total Jury Trial Dispositions	1	0	0	0	1	1	0	1	0	0	0	0	0	
4th Judicial District	Elko County District Court	New Filings (cases)	30	8	2	6	0	81	95	16	0	9	1	3	3	
		Reopened (cases)	8	0	0	0	1	42	45	4	1	0	0	1	1	
		Charges	76	19	2	29	0	165	145	74	0	14	2	7	4	
		Grand Total Dispositions	43	5	3	2	1	119	119	14	1	6	0	4	3	
		Total Non-Trial Dispositions	38	4	3	2	1	119	118	13	1	6	0	4	3	
		Total Bench Trial Dispositions	2	0	0	0	0	0	0	0	0	0	0	0	0	
		Total Jury Trial Dispositions	3	1	0	0	0	0	1	1	0	0	0	0	0	

<sup>a</sup> Totals reflect aggregate information from the Nevada District Courts. Information contained herein may reflect non-standard reporting and is noted by subsequent footnotes. Case types determined by the USJR charge hierarchy defined in the Nevada Courts Statistical Reporting Dictionary.

Source: Uniform System for Judicial Records, Nevada AOC, Research and Statistics Unit.

District Court, Criminal Caseload, Felony (2 of 3)				Crimes Against Persons, Felony	Domestic Violence, Felony	Older/Vulnerable Persons Abuse, Felony	Child Abuse & Neglect, Felony	Protection Order Violation, Felony	Crimes Against Property, Felony	Drugs, Felony	Weapons, Felony	Public Order, Felony	Motor Vehicle - DUI, Felony	Motor Vehicle - Reckless, Felony	Motor Vehicle - Other, Felony	Other, Felony	
5th Judicial District	Esmeralda County District Court	New Filings (cases)	2	0	0	1	0	0	0	0	0	0	0	0	0	0	
		Reopened (cases)	0	0	0	0	0	0	0	0	0	0	0	0	0	0	0
		Charges	7	0	0	1	0	0	0	0	0	0	0	0	0	0	0
		Grand Total Dispositions	0	0	0	1	0	0	0	0	0	0	0	0	0	0	0
		Total Non-Trial Dispositions	0	0	0	0	0	0	0	0	0	0	0	0	0	0	0
		Total Bench Trial Dispositions	0	0	0	0	0	0	0	0	0	0	0	0	0	0	0
	Total Jury Trial Dispositions	0	0	0	1	0	0	0	0	0	0	0	0	0	0	0	
	Nye County District Court	New Filings (cases)	75	5	1	3	1	86	48	16	0	3	1	7	14		
		Reopened (cases)	6	1	1	0	0	8	13	4	0	1	0	0	0		
		Charges	90	5	1	3	1	86	47	16	0	17	2	9	15		
		Grand Total Dispositions	36	3	1	1	0	41	43	6	1	3	0	2	4		
		Total Non-Trial Dispositions	36	3	1	1	0	41	42	6	1	3	0	2	4		
Total Bench Trial Dispositions		0	0	0	0	0	0	0	0	0	0	0	0	0			
Total Jury Trial Dispositions	0	0	0	0	0	0	1	0	0	0	0	0	0				
6th Judicial District	Humboldt County District Court	New Filings (cases)	30	0	0	0	1	46	46	1	2	1	0	0			
		Reopened (cases)	1	0	0	0	0	2	2	0	0	0	0	0			
		Charges	56	0	0	0	1	138	67	4	2	1	0	0			
		Grand Total Dispositions	23	0	0	0	0	33	24	0	2	2	0	0			
		Total Non-Trial Dispositions	22	0	0	0	0	33	23	0	2	2	0	0			
		Total Bench Trial Dispositions	0	0	0	0	0	0	0	0	0	0	0	0			
Total Jury Trial Dispositions	1	0	0	0	0	0	1	0	0	0	0	0					
7th Judicial District	Eureka County District Court	New Filings (cases)	1	1	0	0	0	0	1	0	0	1	0	0			
		Reopened (cases)	0	0	0	0	0	0	0	0	0	0	0	0			
		Charges	3	1	0	0	0	0	2	0	0	2	0	0			
		Grand Total Dispositions	0	0	0	0	0	0	0	0	0	0	0	0			
		Total Non-Trial Dispositions	0	0	0	0	0	0	0	0	0	0	0	0			
		Total Bench Trial Dispositions	0	0	0	0	0	0	0	0	0	0	0	0			
	Total Jury Trial Dispositions	0	0	0	0	0	0	0	0	0	0	0	0				
	Lincoln County District Court	New Filings (cases)	4	1	0	2	0	11	15	0	0	1	0	3			
		Reopened (cases)	3	0	0	0	0	1	2	0	0	0	0	0			
		Charges	8	2	0	2	0	28	27	0	0	1	0	3			
		Grand Total Dispositions	6	0	0	1	0	3	3	0	0	0	1	7			
		Total Non-Trial Dispositions	6	0	0	1	0	3	3	0	0	0	1	6			
Total Bench Trial Dispositions		0	0	0	0	0	0	0	0	0	0	0	0				
Total Jury Trial Dispositions	0	0	0	0	0	0	0	0	0	0	0	1					
White Pine County District Court	New Filings (cases)	17	2	0	8	0	13	41	7	0	3	1	1				
	Reopened (cases)	6	0	0	1	0	3	6	3	0	0	1	0				
	Charges	37	5	0	19	0	29	71	12	0	3	2	2				
	Grand Total Dispositions	26	3	0	8	0	17	43	18	0	3	1	7				
	Total Non-Trial Dispositions	26	3	0	8	0	17	43	16	0	3	1	7				
	Total Bench Trial Dispositions	0	0	0	0	0	0	0	0	0	0	0	0				
Total Jury Trial Dispositions	0	0	0	0	0	0	0	2	0	0	0	0					

Source: Uniform System for Judicial Records, Nevada AOC, Research and Statistics Unit.

District Court, Criminal Caseload, Felony (3 of 3)				Crimes Against Persons, Felony	Domestic Violence, Felony	Older/Vulnerable Persons Abuse, Felony	Child Abuse & Neglect, Felony	Protection Order Violation, Felony	Crimes Against Property, Felony	Drugs, Felony	Weapons, Felony	Public Order, Felony	Motor Vehicle - DUI, Felony	Motor Vehicle - Reckless, Felony	Motor Vehicle - Other, Felony	Other, Felony	
8th Judicial District	Clark County	Clark County District Court	<b>New Filings (cases)</b>	2,240	137	28	135	6	2,427	472	964	126	203	99	66	63	
			<b>Reopened (cases)</b>	1,530	49	18	88	4	1,786	315	543	62	19	23	23	30	
			<b>Charges</b>	4,166	259	67	352	10	4,350	825	1,609	148	226	145	136	99	
			<b>Grand Total Dispositions</b>	3,923	176	44	235	8	4,246	808	1,440	178	161	163	76	96	
			Total Non-Trial Dispositions	3,860	176	43	233	8	4,241	803	1,440	177	160	161	75	96	
			Total Bench Trial Dispositions	4	0	0	0	0	2	0	0	0	0	0	0	0	
			Total Jury Trial Dispositions	59	0	1	2	0	3	5	0	1	1	2	1	0	
9th Judicial District	Douglas County	Douglas County District Court	<b>New Filings (cases)</b>	25	4	2	6	1	56	65	10	3	11	1	2	3	
			<b>Reopened (cases)</b>	20	0	0	0	0	32	60	4	0	0	2	0	3	
			<b>Charges</b>	29	5	3	11	1	59	114	16	5	17	2	4	4	
			<b>Grand Total Dispositions</b>	37	2	2	4	1	79	115	11	3	15	4	5	7	
			Total Non-Trial Dispositions	36	2	2	4	0	76	114	10	3	15	4	5	7	
			Total Bench Trial Dispositions	0	0	0	0	0	1	0	0	0	0	0	0	0	
			Total Jury Trial Dispositions	1	0	0	0	1	2	1	1	0	0	0	0	0	
10th Judicial District	Churchill County	Churchill County District Court	<b>New Filings (cases)</b>	37	3	0	1	0	21	87	2	1	9	0	2	10	
			<b>Reopened (cases)</b>	19	0	1	0	0	24	33	2	1	0	0	1	9	
			<b>Charges</b>	50	6	0	1	0	32	93	4	2	9	0	3	14	
			<b>Grand Total Dispositions</b>	59	3	1	2	0	47	112	5	3	11	0	3	17	
			Total Non-Trial Dispositions	59	3	1	2	0	47	112	5	3	11	0	3	17	
			Total Bench Trial Dispositions	0	0	0	0	0	0	0	0	0	0	0	0	0	
			Total Jury Trial Dispositions	0	0	0	0	0	0	0	0	0	0	0	0	0	
11th Judicial District	Lander County	Lander County District Court	<b>New Filings (cases)</b>	2	0	0	2	0	3	9	1	0	1	0	1	0	
			<b>Reopened (cases)</b>	1	0	0	1	0	1	5	0	0	0	0	1	0	
			<b>Charges</b>	2	0	0	4	0	3	9	1	1	1	0	1	0	
			<b>Grand Total Dispositions</b>	2	0	0	2	0	1	7	0	0	0	0	1	0	
			Total Non-Trial Dispositions	2	0	0	2	0	1	7	0	0	0	0	1	0	
		Total Bench Trial Dispositions	0	0	0	0	0	0	0	0	0	0	0	0	0		
		Total Jury Trial Dispositions	0	0	0	0	0	0	0	0	0	0	0	0	0		
		Mineral County	Mineral County District Court	<b>New Filings (cases)</b>	15	3	0	0	0	21	24	2	0	1	2	1	2
			<b>Reopened (cases)</b>	2	0	0	0	0	3	5	0	0	0	0	0	0	
			<b>Charges</b>	15	3	0	0	0	24	30	4	0	1	4	1	2	
			<b>Grand Total Dispositions</b>	14	1	0	1	0	16	30	1	0	1	1	0	1	
			Total Non-Trial Dispositions	14	1	0	1	0	16	30	1	0	1	1	0	1	
			Total Bench Trial Dispositions	0	0	0	0	0	0	0	0	0	0	0	0	0	
		Total Jury Trial Dispositions	0	0	0	0	0	0	0	0	0	0	0	0	0		
	Pershing County	Pershing County District Court	<b>New Filings (cases)</b>	8	0	0	3	0	10	11	3	0	2	0	0	1	
		<b>Reopened (cases)</b>	1	0	1	0	0	3	1	0	0	0	0	0	1		
		<b>Charges</b>	11	0	0	4	0	12	16	3	0	2	0	0	1		
		<b>Grand Total Dispositions</b>	9	3	1	1	0	8	9	1	0	1	0	1	1		
		Total Non-Trial Dispositions	7	3	1	1	0	8	9	1	0	1	0	1	1		
		Total Bench Trial Dispositions	0	0	0	0	0	0	0	0	0	0	0	0	0		
		Total Jury Trial Dispositions	2	0	0	0	0	0	0	0	0	0	0	0	0		

Source: Uniform System for Judicial Records, Nevada AOC, Research and Statistics Unit.



**Table B1-2. Criminal Caseload Processed by District Courts in Nevada, Fiscal Year 2023.**

District Court, Criminal Caseload, Gross Misdemeanor (1 of 3)				Crimes Against Persons, Gross Misdemeanor	Domestic Violence, Gross Misdemeanor	Older/Vulnerable Persons Abuse, Gross Misdemeanor	Child Abuse & Neglect, Gross Misdemeanor	Protection Order Violation, Gross Misdemeanor	Crimes Against Property, Gross Misdemeanor	Drugs, Gross Misdemeanor	Weapons, Gross Misdemeanor	Public Order, Gross Misdemeanor	Motor Vehicle - Other, Gross Misdemeanor	Other, Gross Misdemeanor	Criminal Appeal from Limited Jurisdiction Courts
<b>Totals<sup>a</sup></b>	Nevada District Courts	New Filings (cases)	502	8	3	170	14	615	54	190	54	7	224	97	
		Reopened (cases)	139	7	1	88	4	248	38	62	10	1	58	2	
		Charges	731	27	4	202	17	833	91	295	61	7	294	0	
		Grand Total Dispositions	604	16	5	255	20	861	103	221	66	6	275	74	
		Total Non-Trial Dispositions	602	16	5	255	19	858	102	219	66	6	275	74	
		Total Bench Trial Dispositions	0	0	0	0	0	0	0	0	0	0	0	0	0
		Total Jury Trial Dispositions	2	0	0	0	1	3	1	2	0	0	0	0	0
1st Judicial District	Carson City District Court	New Filings (cases)	21	0	1	12	1	19	3	6	0	0	3	7	
		Reopened (cases)	10	0	0	9	1	7	0	10	0	0	5	0	
		Charges	26	0	1	12	1	23	3	7	0	0	5	0	
		Grand Total Dispositions	18	1	0	12	1	11	3	7	1	0	3	0	
		Total Non-Trial Dispositions	18	1	0	12	1	11	3	7	1	0	3	0	
		Total Bench Trial Dispositions	0	0	0	0	0	0	0	0	0	0	0	0	
		Total Jury Trial Dispositions	0	0	0	0	0	0	0	0	0	0	0	0	
	Storey County District Court	New Filings (cases)	0	0	0	0	0	0	0	0	0	0	0	0	1
		Reopened (cases)	0	0	0	0	0	0	0	0	0	0	0	0	0
		Charges	0	0	0	0	0	0	0	0	0	0	0	0	0
		Grand Total Dispositions	1	0	0	0	0	0	0	0	0	0	0	0	0
		Total Non-Trial Dispositions	1	0	0	0	0	0	0	0	0	0	0	0	0
		Total Bench Trial Dispositions	0	0	0	0	0	0	0	0	0	0	0	0	0
		Total Jury Trial Dispositions	0	0	0	0	0	0	0	0	0	0	0	0	0
2nd Judicial District	Washoe County District Court	New Filings (cases)	68	3	1	20	5	67	9	17	2	0	24	15	
		Reopened (cases)	9	3	0	0	0	24	3	4	1	0	2	0	
		Charges	105	6	1	28	5	88	37	41	3	0	37	0	
		Grand Total Dispositions	56	7	1	13	4	81	23	15	3	0	16	0	
		Total Non-Trial Dispositions	54	7	1	13	4	81	23	14	3	0	16	0	
		Total Bench Trial Dispositions	0	0	0	0	0	0	0	0	0	0	0	0	
		Total Jury Trial Dispositions	2	0	0	0	0	0	0	1	0	0	0	0	
3rd Judicial District	Lyon County District Court	New Filings (cases)	5	0	0	2	1	13	0	4	0	2	0	0	
		Reopened (cases)	2	0	0	0	1	4	1	0	0	0	0	0	
		Charges	7	0	0	4	1	16	1	4	0	2	2	0	
		Grand Total Dispositions	2	0	0	2	5	16	2	1	0	0	0	0	
		Total Non-Trial Dispositions	2	0	0	2	5	16	2	1	0	0	0	0	
		Total Bench Trial Dispositions	0	0	0	0	0	0	0	0	0	0	0	0	
		Total Jury Trial Dispositions	0	0	0	0	0	0	0	0	0	0	0	0	
4th Judicial District	Elko County District Court	New Filings (cases)	10	0	0	3	0	24	25	4	1	0	5	12 <sup>b</sup>	
		Reopened (cases)	2	0	0	2	0	4	31	1	0	0	3	1	
		Charges	25	1	0	9	0	38	25	13	1	0	9	0	
		Grand Total Dispositions	10	0	0	3	0	28	58	5	1	1	11	11	
		Total Non-Trial Dispositions	10	0	0	3	0	28	58	5	1	1	11	11	
		Total Bench Trial Dispositions	0	0	0	0	0	0	0	0	0	0	0	0	
		Total Jury Trial Dispositions	0	0	0	0	0	0	0	0	0	0	0	0	

<sup>a</sup> Totals reflect aggregate information from the Nevada District Courts. Information contained herein may reflect non-standard reporting and is noted by subsequent footnotes. Case types determined by the USJR charge hierarchy defined in the Nevada Courts Statistical Reporting Dictionary.

<sup>b</sup> Includes Civil Infraction Appeal cases.

Source: Uniform System for Judicial Records, Nevada AOC, Research and Statistics Unit.

District Court, Criminal Caseload, Gross Misdemeanor (2 of 3)			Crimes Against Persons, Gross Misdemeanor	Domestic Violence, Gross Misdemeanor	Older/Vulnerable Persons Abuse, Gross Misdemeanor	Child Abuse & Neglect, Gross Misdemeanor	Protection Order Violation, Gross Misdemeanor	Crimes Against Property, Gross Misdemeanor	Drugs, Gross Misdemeanor	Weapons, Gross Misdemeanor	Public Order, Gross Misdemeanor	Motor Vehicle - Other, Gross Misdemeanor	Other, Gross Misdemeanor	Criminal Appeal from Limited Jurisdiction Courts	
5th Judicial District	Esmeralda County District Court	New Filings (cases)	0	0	0	0	0	0	0	0	0	0	0	0	
		Reopened (cases)	0	0	0	0	0	0	0	0	0	0	0	0	0
		Charges	0	0	0	0	0	0	0	0	0	0	0	0	0
		Grand Total Dispositions	0	0	0	0	0	0	0	0	0	0	0	0	0
		Total Non-Trial Dispositions	0	0	0	0	0	0	0	0	0	0	0	0	0
		Total Bench Trial Dispositions	0	0	0	0	0	0	0	0	0	0	0	0	0
	Total Jury Trial Dispositions	0	0	0	0	0	0	0	0	0	0	0	0	0	
	Nye County District Court	New Filings (cases)	19	0	0	6	0	15	1	2	1	1	10	0	0
		Reopened (cases)	2	0	0	3	0	2	0	0	0	1	0	0	0
		Charges	19	0	0	7	0	15	1	2	1	1	11	0	0
		Grand Total Dispositions	10	0	1	5	0	9	1	3	0	1	2	0	0
		Total Non-Trial Dispositions	10	0	1	5	0	9	1	3	0	1	2	0	0
Total Bench Trial Dispositions		0	0	0	0	0	0	0	0	0	0	0	0	0	
Total Jury Trial Dispositions	0	0	0	0	0	0	0	0	0	0	0	0	0		
6th Judicial District	Humboldt County District Court	New Filings (cases)	8	0	0	0	0	2	0	0	0	0	0	4	
		Reopened (cases)	0	0	0	0	0	0	0	0	0	0	0	0	
		Charges	9	0	0	0	0	2	0	0	0	0	0	0	0
		Grand Total Dispositions	8	0	0	0	1	3	0	0	0	0	0	0	6
		Total Non-Trial Dispositions	8	0	0	0	0	2	0	0	0	0	0	0	6
		Total Bench Trial Dispositions	0	0	0	0	0	0	0	0	0	0	0	0	0
Total Jury Trial Dispositions	0	0	0	0	1	1	0	0	0	0	0	0	0		
7th Judicial District	Eureka County District Court	New Filings (cases)	0	1	0	0	0	0	0	0	0	0	0	0	
		Reopened (cases)	0	0	0	0	0	0	0	0	0	0	0	0	
		Charges	0	2	0	0	0	0	0	0	0	0	0	0	0
		Grand Total Dispositions	0	0	0	0	0	0	0	0	0	0	1	0	0
		Total Non-Trial Dispositions	0	0	0	0	0	0	0	0	0	0	1	0	0
		Total Bench Trial Dispositions	0	0	0	0	0	0	0	0	0	0	0	0	0
	Total Jury Trial Dispositions	0	0	0	0	0	0	0	0	0	0	0	0	0	
	Lincoln County District Court	New Filings (cases)	1	0	0	0	0	0	1	0	0	0	0	1	1
		Reopened (cases)	0	0	0	0	0	0	1	0	0	0	0	0	0
		Charges	1	0	0	0	0	0	1	0	0	0	1	0	0
		Grand Total Dispositions	0	0	0	1	0	0	2	0	0	0	2	0	0
		Total Non-Trial Dispositions	0	0	0	1	0	0	2	0	0	0	2	0	0
Total Bench Trial Dispositions		0	0	0	0	0	0	0	0	0	0	0	0	0	
Total Jury Trial Dispositions	0	0	0	0	0	0	0	0	0	0	0	0	0		
White Pine County District Court	New Filings (cases)	4	0	0	0	1	1	1	1	1	0	0	0	1	
	Reopened (cases)	0	0	0	0	0	0	0	0	0	0	0	0	0	
	Charges	7	0	0	0	1	1	2	1	1	0	0	0	0	
	Grand Total Dispositions	1	0	0	0	0	0	1	0	0	0	0	0	1	
	Total Non-Trial Dispositions	1	0	0	0	0	0	1	0	0	0	0	0	1	
	Total Bench Trial Dispositions	0	0	0	0	0	0	0	0	0	0	0	0	0	
Total Jury Trial Dispositions	0	0	0	0	0	0	0	0	0	0	0	0	0		

Source: Uniform System for Judicial Records, Nevada AOC, Research and Statistics Unit.

District Court, Criminal Caseload, Gross Misdemeanor (3 of 3)				Crimes Against Persons, Gross Misdemeanor	Domestic Violence, Gross Misdemeanor	Older/Vulnerable Persons Abuse, Gross Misdemeanor	Child Abuse & Neglect, Gross Misdemeanor	Protection Order Violation, Gross Misdemeanor	Crimes Against Property, Gross Misdemeanor	Drugs, Gross Misdemeanor	Weapons, Gross Misdemeanor	Public Order, Gross Misdemeanor	Motor Vehicle - Other, Gross Misdemeanor	Other, Gross Misdemeanor	Criminal Appeal from Limited Jurisdiction Courts
8th Judicial District	Clark County	Clark County District Court	<b>New Filings (cases)</b>	335	3	1	110	4	453	7	149	48	4	171	50
			<b>Reopened (cases)</b>	107	4	1	65	1	197	0	46	9	0	46	1
			<b>Charges</b>	491	17	1	125	7	614	7	217	54	4	218	0
			<b>Grand Total Dispositions</b>	469	7	3	201	6	675	5	181	61	3	225	43
			Total Non-Trial Dispositions	469	7	3	201	6	675	5	181	61	3	225	43
			Total Bench Trial Dispositions	0	0	0	0	0	0	0	0	0	0	0	0
	Total Jury Trial Dispositions	0	0	0	0	0	0	0	0	0	0	0	0	0	
9th Judicial District	Douglas County	Douglas County District Court	<b>New Filings (cases)</b>	3	0	0	8	1	5	3	5	0	0	2	2
			<b>Reopened (cases)</b>	0	0	0	7	1	4	1	1	0	0	1	0
			<b>Charges</b>	7	0	0	8	1	13	5	7	0	0	2	0
			<b>Grand Total Dispositions</b>	3	0	0	9	2	13	5	6	0	0	5	5
			Total Non-Trial Dispositions	3	0	0	9	2	11	4	5	0	0	5	5
			Total Bench Trial Dispositions	0	0	0	0	0	0	0	0	0	0	0	0
	Total Jury Trial Dispositions	0	0	0	0	0	2	1	1	0	0	0	0	0	
10th Judicial District	Churchill County	Churchill County District Court	<b>New Filings (cases)</b>	19	1	0	8	1	10	3	1	1	0	6	1
			<b>Reopened (cases)</b>	4	0	0	2	0	6	0	0	0	0	1	0
			<b>Charges</b>	23	1	0	8	1	12	5	1	1	0	7	0
			<b>Grand Total Dispositions</b>	19	1	0	8	1	19	1	1	0	0	6	1
			Total Non-Trial Dispositions	19	1	0	8	1	19	1	1	0	0	6	1
			Total Bench Trial Dispositions	0	0	0	0	0	0	0	0	0	0	0	0
	Total Jury Trial Dispositions	0	0	0	0	0	0	0	0	0	0	0	0	0	
11th Judicial District	Lander County	Lander County District Court	<b>New Filings (cases)</b>	2	0	0	0	0	2	0	1	0	0	0	0
			<b>Reopened (cases)</b>	2	0	0	0	0	0	0	0	0	0	0	0
			<b>Charges</b>	2	0	0	0	0	2	0	2	0	0	0	0
			<b>Grand Total Dispositions</b>	1	0	0	0	0	0	1	1	0	0	0	0
			Total Non-Trial Dispositions	1	0	0	0	0	0	1	1	0	0	0	0
			Total Bench Trial Dispositions	0	0	0	0	0	0	0	0	0	0	0	0
		Total Jury Trial Dispositions	0	0	0	0	0	0	0	0	0	0	0	0	
	Mineral County	Mineral County District Court	<b>New Filings (cases)</b>	4	0	0	1	0	4	1	0	0	0	2	3
			<b>Reopened (cases)</b>	0	0	0	0	0	0	1	0	0	0	0	0
			<b>Charges</b>	6	0	1	1	0	8	4	0	0	0	2	0
			<b>Grand Total Dispositions</b>	2	0	0	1	0	5	1	0	0	0	3	3
			Total Non-Trial Dispositions	2	0	0	1	0	5	1	0	0	0	3	3
		Total Bench Trial Dispositions	0	0	0	0	0	0	0	0	0	0	0	0	
	Total Jury Trial Dispositions	0	0	0	0	0	0	0	0	0	0	0	0		
Pershing County	Pershing County District Court	<b>New Filings (cases)</b>	3	0	0	0	0	0	0	0	0	0	0	0	
		<b>Reopened (cases)</b>	1	0	0	0	0	0	0	0	0	0	0	0	
		<b>Charges</b>	3	0	0	0	0	1	0	0	0	0	0	0	
		<b>Grand Total Dispositions</b>	4	0	0	0	0	1	0	1	0	0	2	4	
		Total Non-Trial Dispositions	4	0	0	0	0	1	0	1	0	0	2	4	
		Total Bench Trial Dispositions	0	0	0	0	0	0	0	0	0	0	0	0	
	Total Jury Trial Dispositions	0	0	0	0	0	0	0	0	0	0	0	0		

Source: Uniform System for Judicial Records, Nevada AOC, Research and Statistics Unit.

Table B2-1. Civil Caseload Processed by District Courts in Nevada, Fiscal Year 2023.

District Court, Civil Caseload, Aggregate (1 of 2)			Real Property	Tort	Probate	Construction Defect	Contract	Judicial Review/ Appeal	Civil Writ	Other Civil	Totals
<b>Totals<sup>a</sup></b>	Nevada District Courts	<b>New Filings (cases)</b>	<b>1,609</b>	<b>7,936</b>	<b>6,573</b>	<b>38</b>	<b>3,148</b>	<b>2,432</b>	<b>428</b>	<b>6,020</b>	<b>28,184</b>
		<b>Reopened (cases)</b>	129	585	1,210	0	257	147	36	661	3,025
		<b>Grand Total Dispositions</b>	1,498	9,522	6,531	27	2,915	2,407	467	6,247	29,614
		Total Non-Trial Dispositions	1,475	9,373	6,527	27	2,878	2,405	464	6,214	29,363
		Total Bench Trial Dispositions	20	24	4	0	29	2	3	27	109
		Total Jury Trial Dispositions	3	125	0	0	8	0	0	6	142
1st Judicial District	Carson City District Court	<b>New Filings (cases)</b>	<b>11</b>	<b>60</b>	<b>131</b>	<b>0</b>	<b>35</b>	<b>39</b>	<b>4</b>	<b>51</b>	<b>331</b>
		<b>Reopened (cases)</b>	1	2	83	0	3	5	1	14	109
		<b>Grand Total Dispositions</b>	10	55	219	0	27	46	12	79	448
		Total Non-Trial Dispositions	10	55	218	0	27	46	12	79	447
		Total Bench Trial Dispositions	0	0	1	0	0	0	0	0	1
	Total Jury Trial Dispositions	0	0	0	0	0	0	0	0	0	
	Storey County District Court	<b>New Filings (cases)</b>	<b>4</b>	<b>1</b>	<b>20</b>	<b>0</b>	<b>4</b>	<b>1</b>	<b>0</b>	<b>1</b>	<b>31</b>
		<b>Reopened (cases)</b>	0	0	0	0	1	0	0	1	2
		<b>Grand Total Dispositions</b>	1	0	11	0	2	0	0	0	14
		Total Non-Trial Dispositions	1	0	11	0	2	0	0	0	14
Total Bench Trial Dispositions		0	0	0	0	0	0	0	0	0	
Total Jury Trial Dispositions	0	0	0	0	0	0	0	0	0		
2nd Judicial District	Washoe County District Court	<b>New Filings (cases)</b>	<b>46</b>	<b>473</b>	<b>962</b>	<b>2</b>	<b>130</b>	<b>286</b>	<b>12</b>	<b>1,166</b>	<b>3,077</b>
		<b>Reopened (cases)</b>	9	46	8	0	31	19	3	184	300
		<b>Grand Total Dispositions</b>	49	428	1,114	3	135	192	13	1,096	3,030
		Total Non-Trial Dispositions	49	425	1,114	3	134	192	13	1,090	3,020
		Total Bench Trial Dispositions	0	1	0	0	1	0	0	4	6
Total Jury Trial Dispositions	0	2	0	0	0	0	0	2	4		
3rd Judicial District	Lyon County District Court	<b>New Filings (cases)</b>	<b>24</b>	<b>22</b>	<b>181</b>	<b>0</b>	<b>29</b>	<b>8</b>	<b>6</b>	<b>42</b>	<b>312</b>
		<b>Reopened (cases)</b>	3	1	8	0	0	0	1	0	13
		<b>Grand Total Dispositions</b>	20	23	194	0	14	8	8	27	294
		Total Non-Trial Dispositions	20	23	194	0	14	8	7	27	293
		Total Bench Trial Dispositions	0	0	0	0	0	0	1	0	1
Total Jury Trial Dispositions	0	0	0	0	0	0	0	0	0		
4th Judicial District	Elko County District Court	<b>New Filings (cases)</b>	<b>13</b>	<b>34</b>	<b>181</b>	<b>1</b>	<b>29</b>	<b>25</b>	<b>16</b>	<b>36</b>	<b>335</b>
		<b>Reopened (cases)</b>	0	0	154	0	0	1	1	10	166
		<b>Grand Total Dispositions</b>	10	28	326	1	26	29	24	51	495
		Total Non-Trial Dispositions	10	28	326	1	26	29	24	51	495
		Total Bench Trial Dispositions	0	0	0	0	0	0	0	0	0
Total Jury Trial Dispositions	0	0	0	0	0	0	0	0	0		
5th Judicial District	Esmeralda County District Court	<b>New Filings (cases)</b>	<b>3</b>	<b>0</b>	<b>15</b>	<b>0</b>	<b>1</b>	<b>2</b>	<b>1</b>	<b>2</b>	<b>24</b>
		<b>Reopened (cases)</b>	0	0	0	0	0	0	0	0	0
		<b>Grand Total Dispositions</b>	0	0	0	0	0	0	0	0	0
		Total Non-Trial Dispositions	0	0	0	0	0	0	0	0	0
		Total Bench Trial Dispositions	0	0	0	0	0	0	0	0	0
	Total Jury Trial Dispositions	0	0	0	0	0	0	0	0	0	
	Nye County District Court	<b>New Filings (cases)</b>	<b>27</b>	<b>48</b>	<b>355</b>	<b>0</b>	<b>32</b>	<b>11</b>	<b>4</b>	<b>41</b>	<b>518</b>
		<b>Reopened (cases)</b>	0	0	134	0	0	0	0	3	137
		<b>Grand Total Dispositions</b>	17	28	314	0	26	6	2	17	410
		Total Non-Trial Dispositions	17	28	314	0	26	6	2	17	410
Total Bench Trial Dispositions		0	0	0	0	0	0	0	0	0	
Total Jury Trial Dispositions	0	0	0	0	0	0	0	0	0		
6th Judicial District	Humboldt County District Court	<b>New Filings (cases)</b>	<b>21</b>	<b>9</b>	<b>39</b>	<b>0</b>	<b>17</b>	<b>19</b>	<b>11</b>	<b>20</b>	<b>136</b>
		<b>Reopened (cases)</b>	0	0	2	0	0	0	0	0	2
		<b>Grand Total Dispositions</b>	9	4	35	0	8	18	9	19	102
		Total Non-Trial Dispositions	9	4	35	0	8	18	9	15	98
		Total Bench Trial Dispositions	0	0	0	0	0	0	0	4	4
Total Jury Trial Dispositions	0	0	0	0	0	0	0	0	0		

<sup>a</sup> Totals reflect aggregate information from the Nevada District Courts. Information contained herein may reflect non-standard reporting and is noted by subsequent footnotes.

Source: Uniform System for Judicial Records, Nevada AOC, Research and Statistics Unit.

District Court, Civil Caseload, Aggregate (2 of 2)				Real Property	Tort	Probate	Construction Defect	Contract	Judicial Review/ Appeal	Civil Writ	Other Civil	Totals
7th Judicial District	Eureka County District Court	New Filings (cases)	1	3	14	0	2	1	0	2	23	
		Reopened (cases)	1	0	0	0	0	0	0	0	1	
		Grand Total Dispositions	0	2	11	0	0	0	0	0	13	
		Total Non-Trial Dispositions	0	2	11	0	0	0	0	0	13	
		Total Bench Trial Dispositions	0	0	0	0	0	0	0	0	0	
		Total Jury Trial Dispositions	0	0	0	0	0	0	0	0	0	
	Lincoln County District Court	New Filings (cases)	9	0	18	0	1	0	5	5	38	
		Reopened (cases)	0	0	0	0	0	0	0	0	0	
		Grand Total Dispositions	7	1	9	0	1	0	2	3	23	
		Total Non-Trial Dispositions	7	1	9	0	1	0	2	3	23	
		Total Bench Trial Dispositions	0	0	0	0	0	0	0	0	0	
		Total Jury Trial Dispositions	0	0	0	0	0	0	0	0	0	
	White Pine County District Court	New Filings (cases)	7	10	36	0	4	5	21	13	96	
		Reopened (cases)	0	0	1	0	0	1	0	1	3	
		Grand Total Dispositions	7	6	34	0	5	5	17	15	89	
Total Non-Trial Dispositions		7	6	34	0	5	5	17	14	88		
Total Bench Trial Dispositions		0	0	0	0	0	0	0	1	1		
Total Jury Trial Dispositions		0	0	0	0	0	0	0	0	0		
8th Judicial District	Clark County District Court	New Filings (cases)	1,390	7,223	4,318	34	2,820	1,969	313	4,503	22,570	
		Reopened (cases)	109	536	582	0	214	116	28	428	2,013	
		Grand Total Dispositions	1,320	8,904	3,804	22	2,616	2,041	360	4,813	23,880	
		Total Non-Trial Dispositions	1,299	8,759	3,802	22	2,581	2,039	358	4,792	23,652	
		Total Bench Trial Dispositions	19	23	2	0	27	2	2	17	92	
		Total Jury Trial Dispositions	2	122	0	0	8	0	0	4	136	
9th Judicial District	Douglas County District Court	New Filings (cases)	26	39	128	1	30	13	2	45	284	
		Reopened (cases)	5	0	143	0	5	3	0	10	166	
		Grand Total Dispositions	30	27	238	1	39	17	1	47	400	
		Total Non-Trial Dispositions	29	27	237	1	38	17	1	47	397	
		Total Bench Trial Dispositions	1	0	1	0	1	0	0	0	3	
		Total Jury Trial Dispositions	0	0	0	0	0	0	0	0	0	
10th Judicial District	Churchill County District Court	New Filings (cases)	9	4	97	0	12	41	0	23	186	
		Reopened (cases)	0	0	75	0	1	2	0	3	81	
		Grand Total Dispositions	11	7	164	0	12	37	0	41	272	
		Total Non-Trial Dispositions	10	6	164	0	12	37	0	40	269	
		Total Bench Trial Dispositions	0	0	0	0	0	0	0	1	1	
		Total Jury Trial Dispositions	1	1	0	0	0	0	0	0	2	
11th Judicial District	Lander County District Court	New Filings (cases)	7	2	20	0	1	1	2	20	53	
		Reopened (cases)	0	0	0	0	0	0	0	0	0	
		Grand Total Dispositions	2	2	7	0	1	0	0	3	15	
		Total Non-Trial Dispositions	2	2	7	0	1	0	0	3	15	
		Total Bench Trial Dispositions	0	0	0	0	0	0	0	0	0	
		Total Jury Trial Dispositions	0	0	0	0	0	0	0	0	0	
	Mineral County District Court	New Filings (cases)	1	3	17	0	1	6	5	11	44	
		Reopened (cases)	0	0	2	0	1	0	0	1	4	
		Grand Total Dispositions	1	2	3	0	2	4	0	6	18	
		Total Non-Trial Dispositions	1	2	3	0	2	4	0	6	18	
		Total Bench Trial Dispositions	0	0	0	0	0	0	0	0	0	
		Total Jury Trial Dispositions	0	0	0	0	0	0	0	0	0	
	Pershing County District Court	New Filings (cases)	10	5	41	0	0	5	26	39	126	
		Reopened (cases)	1	0	18	0	1	0	2	6	28	
		Grand Total Dispositions	4	5	48	0	1	4	19	30	111	
Total Non-Trial Dispositions		4	5	48	0	1	4	19	30	111		
Total Bench Trial Dispositions		0	0	0	0	0	0	0	0	0		
Total Jury Trial Dispositions		0	0	0	0	0	0	0	0	0		

District Court Civil Caseload, Real Property and Tort (1 of 3)			Real Property						Tort												
			Unlawful Detainer	Other Landlord/Tenant	Judicial Foreclosure	Other Title to Property	Condemnation/Eminent Domain	Other Real Property	Auto Negligence	Premises Liability	Other Negligence	Medical/Dental	Legal	Accounting	Other Malpractice	Product Liability	Intentional Misconduct	Employment Tort	Insurance Tort	Other Tort	
<b>Totals<sup>a</sup></b>	Nevada District Courts	<b>New Filings (cases)</b>	42	116	208	928	7	308	4,917	1,464	536	187	33	24	7	49	189	136	126	268	
		<b>Reopened (cases)</b>	8	11	14	67	2	27	302	96	53	25	2	0	0	17	25	10	23	32	
		<b>Grand Total Dispositions</b>	41	106	189	842	7	313	6,096	1,591	620	291	44	10	7	68	236	127	134	298	
		Total Non-Trial Dispositions	40	104	186	831	7	307	6,000	1,576	610	283	44	10	7	67	224	124	134	294	
		Total Bench Trial Dispositions	1	1	3	10	0	5	5	4	4	1	0	0	0	0	6	2	0	2	
		Total Jury Trial Dispositions	0	1	0	1	0	1	91	11	6	7	0	0	0	1	6	1	0	2	
1st Judicial District	Carson City District Court	<b>New Filings (cases)</b>	0	1	0	3	0	7	31	9	9	2	1	0	1	1	3	1	0	2	
		<b>Reopened (cases)</b>	0	0	0	0	0	1	1	0	0	0	0	0	0	0	0	1	0	0	
		<b>Grand Total Dispositions</b>	1	1	0	3	0	5	35	7	4	2	0	0	1	0	2	1	1	2	
		Total Non-Trial Dispositions	1	1	0	3	0	5	35	7	4	2	0	0	1	0	2	1	1	2	
		Total Bench Trial Dispositions	0	0	0	0	0	0	0	0	0	0	0	0	0	0	0	0	0	0	
			Total Jury Trial Dispositions	0	0	0	0	0	0	0	0	0	0	0	0	0	0	0	0	0	
	Storey County District Court	<b>New Filings (cases)</b>	0	0	0	0	1	3	0	0	0	0	0	0	0	0	0	0	1	0	
		<b>Reopened (cases)</b>	0	0	0	0	0	0	0	0	0	0	0	0	0	0	0	0	0	0	
		<b>Grand Total Dispositions</b>	0	0	0	0	1	3	0	0	0	0	0	0	0	0	0	0	1	0	
		Total Non-Trial Dispositions	0	0	0	0	0	1	0	0	0	0	0	0	0	0	0	0	0	0	
Total Bench Trial Dispositions		0	0	0	0	0	0	0	0	0	0	0	0	0	0	0	0	0	0		
		Total Jury Trial Dispositions	0	0	0	0	0	0	0	0	0	0	0	0	0	0	0	0	0		
2nd Judicial District	Washoe County District Court	<b>New Filings (cases)</b>	1	6	7	31	1	0	270	60	53	17	8	0	1	4	12	5	19	24	
		<b>Reopened (cases)</b>	0	0	2	7	0	0	28	5	5	1	0	0	0	1	2	0	1	3	
		<b>Grand Total Dispositions</b>	1	4	17	27	0	0	269	50	36	13	2	0	0	3	15	5	14	21	
		Total Non-Trial Dispositions	1	4	17	27	0	0	268	50	36	13	2	0	0	3	13	5	14	21	
		Total Bench Trial Dispositions	0	0	0	0	0	0	0	0	0	0	0	0	0	0	1	0	0	0	
		Total Jury Trial Dispositions	0	0	0	0	0	1	0	0	0	0	0	0	1	0	0	0			
3rd Judicial District	Lyon County District Court	<b>New Filings (cases)</b>	0	0	3	12	0	9	9	7	3	0	0	0	0	0	1	1	0	1	
		<b>Reopened (cases)</b>	0	0	0	0	0	3	0	0	1	0	0	0	0	0	0	0	0	0	
		<b>Grand Total Dispositions</b>	0	0	1	11	0	8	13	3	4	0	0	0	0	0	1	1	0	1	
		Total Non-Trial Dispositions	0	0	1	11	0	8	13	3	4	0	0	0	0	0	1	1	0	1	
		Total Bench Trial Dispositions	0	0	0	0	0	0	0	0	0	0	0	0	0	0	0	0	0	0	
		Total Jury Trial Dispositions	0	0	0	0	0	0	0	0	0	0	0	0	0	0	0	0			
4th Judicial District	Elko County District Court	<b>New Filings (cases)</b>	0	0	0	6	0	7	19	5	2	2	1	0	0	0	1	2	0	2	
		<b>Reopened (cases)</b>	0	0	0	0	0	0	0	0	0	0	0	0	0	0	0	0	0	0	
		<b>Grand Total Dispositions</b>	0	1	0	3	0	6	16	3	2	2	1	0	0	0	1	1	1	1	
		Total Non-Trial Dispositions	0	1	0	3	0	6	16	3	2	2	1	0	0	0	1	1	1	1	
		Total Bench Trial Dispositions	0	0	0	0	0	0	0	0	0	0	0	0	0	0	0	0	0	0	
		Total Jury Trial Dispositions	0	0	0	0	0	0	0	0	0	0	0	0	0	0	0	0			

<sup>a</sup> Totals reflect aggregate information from the Nevada District Courts. Information contained herein may reflect non-standard reporting and is noted by subsequent footnotes.

Source: Uniform System for Judicial Records, Nevada AOC, Research and Statistics Unit.

District Court Civil Caseload, Real Property and Tort (2 of 3)				Real Property						Tort											
				Unlawful Detainer	Other Landlord/Tenant	Judicial Foreclosure	Other Title to Property	Condemnation/Eminent Domain	Other Real Property	Auto Negligence	Premises Liability	Other Negligence	Medical/Dental	Legal	Accounting	Other Malpractice	Product Liability	Intentional Misconduct	Employment Tort	Insurance Tort	Other Tort
5th Judicial District	Esmeralda County	Esmeralda County District Court	New Filings (cases)	0	0	0	1	0	2	0	0	0	0	0	0	0	0	0	0	0	
			Reopened (cases)	0	0	0	0	0	0	0	0	0	0	0	0	0	0	0	0	0	0
			Grand Total Dispositions	0	0	0	0	0	0	0	0	0	0	0	0	0	0	0	0	0	0
			Total Non-Trial Dispositions	0	0	0	0	0	0	0	0	0	0	0	0	0	0	0	0	0	0
			Total Bench Trial Dispositions	0	0	0	0	0	0	0	0	0	0	0	0	0	0	0	0	0	0
	Total Jury Trial Dispositions	0	0	0	0	0	0	0	0	0	0	0	0	0	0	0	0	0	0		
	Nye County	Nye County District Court	New Filings (cases)	0	1	5	12	0	9	17	9	7	1	1	6	0	0	1	1	0	5
			Reopened (cases)	0	0	0	0	0	0	0	0	0	0	0	0	0	0	0	0	0	0
			Grand Total Dispositions	0	1	1	14	0	1	16	1	4	0	0	1	1	0	0	0	0	5
			Total Non-Trial Dispositions	0	1	1	14	0	1	16	1	4	0	0	1	1	0	0	0	0	5
Total Bench Trial Dispositions			0	0	0	0	0	0	0	0	0	0	0	0	0	0	0	0	0	0	
Total Jury Trial Dispositions	0	0	0	0	0	0	0	0	0	0	0	0	0	0	0	0	0	0			
6th Judicial District	Humboldt County	Humboldt County District Court	New Filings (cases)	0	0	0	14	0	7	4	1	2	0	0	0	0	2	0	0	0	
			Reopened (cases)	0	0	0	0	0	0	0	0	0	0	0	0	0	0	0	0	0	
			Grand Total Dispositions	0	0	0	6	0	3	2	1	0	0	0	0	0	0	0	0	0	1
			Total Non-Trial Dispositions	0	0	0	6	0	3	2	1	0	0	0	0	0	0	0	0	0	1
			Total Bench Trial Dispositions	0	0	0	0	0	0	0	0	0	0	0	0	0	0	0	0	0	0
Total Jury Trial Dispositions	0	0	0	0	0	0	0	0	0	0	0	0	0	0	0	0	0	0			
7th Judicial District	Eureka County	Eureka County District Court	New Filings (cases)	0	0	0	1	0	0	2	1	0	0	0	0	0	0	0	0	0	
			Reopened (cases)	0	0	0	1	0	0	0	0	0	0	0	0	0	0	0	0	0	
			Grand Total Dispositions	0	0	0	0	0	0	1	0	0	0	0	1	0	0	0	0	0	
			Total Non-Trial Dispositions	0	0	0	0	0	0	1	0	0	0	0	1	0	0	0	0	0	
			Total Bench Trial Dispositions	0	0	0	0	0	0	0	0	0	0	0	0	0	0	0	0	0	
	Total Jury Trial Dispositions	0	0	0	0	0	0	0	0	0	0	0	0	0	0	0	0	0			
	Lincoln County	Lincoln County District Court	New Filings (cases)	0	1	0	8	0	0	0	0	0	0	0	0	0	0	0	0	0	
			Reopened (cases)	0	0	0	0	0	0	0	0	0	0	0	0	0	0	0	0	0	
			Grand Total Dispositions	0	1	0	6	0	0	1	0	0	0	0	0	0	0	0	0	0	
			Total Non-Trial Dispositions	0	1	0	6	0	0	1	0	0	0	0	0	0	0	0	0	0	
			Total Bench Trial Dispositions	0	0	0	0	0	0	0	0	0	0	0	0	0	0	0	0	0	
	Total Jury Trial Dispositions	0	0	0	0	0	0	0	0	0	0	0	0	0	0	0	0	0			
White Pine County	White Pine County District Court	New Filings (cases)	0	0	0	5	0	2	2	1	2	0	0	4	0	1	0	0	0		
		Reopened (cases)	0	0	0	0	0	0	0	0	0	0	0	0	0	0	0	0	0		
		Grand Total Dispositions	0	0	0	3	0	4	0	0	2	1	0	2	0	1	0	0	0		
		Total Non-Trial Dispositions	0	0	0	3	0	4	0	0	2	1	0	2	0	1	0	0	0		
		Total Bench Trial Dispositions	0	0	0	0	0	0	0	0	0	0	0	0	0	0	0	0	0		
Total Jury Trial Dispositions	0	0	0	0	0	0	0	0	0	0	0	0	0	0	0	0	0				

Source: Uniform System for Judicial Records, Nevada AOC, Research and Statistics Unit.

District Court Civil Caseload, Real Property and Tort (3 of 3)				Real Property						Tort											
				Unlawful Detainer	Other Landlord/Tenant	Judicial Foreclosure	Other Title to Property	Condemnation/Eminent Domain	Other Real Property	Auto Negligence	Premises Liability	Other Negligence	Medical/Dental	Legal	Accounting	Other Malpractice	Product Liability	Intentional Misconduct	Employment Tort	Insurance Tort	Other Tort
8th Judicial District	Clark County	Clark County District Court	New Filings (cases)	41	104	190	810	4	241	4,540	1,364	450	162	21	14	5	43	165	125	107	227
			Reopened (cases)	8	11	12	54	2	22	273	91	47	24	2	0	0	16	23	9	22	29
			Grand Total Dispositions	38	98	165	747	6	266	5,726	1,519	557	272	40	6	5	63	217	119	118	262
			Total Non-Trial Dispositions	37	96	162	737	6	261	5,632	1,504	547	264	40	6	5	62	207	116	118	258
			Total Bench Trial Dispositions	1	1	3	9	0	5	5	4	4	1	0	0	0	0	5	2	0	2
			Total Jury Trial Dispositions	0	1	0	1	0	0	89	11	6	7	0	0	0	1	5	1	0	2
9th Judicial District	Douglas County	Douglas County District Court	New Filings (cases)	0	2	2	12	1	9	18	7	4	1	1	0	0	3	0	0	0	5
			Reopened (cases)	0	0	0	4	0	1	0	0	0	0	0	0	0	0	0	0	0	0
			Grand Total Dispositions	1	0	5	14	1	9	11	5	7	0	1	0	0	1	0	0	0	2
			Total Non-Trial Dispositions	1	0	5	13	1	9	11	5	7	0	1	0	0	1	0	0	0	2
			Total Bench Trial Dispositions	0	0	0	1	0	0	0	0	0	0	0	0	0	0	0	0	0	0
			Total Jury Trial Dispositions	0	0	0	0	0	0	0	0	0	0	0	0	0	0	0	0	0	
10th Judicial District	Churchill County	Churchill County District Court	New Filings (cases)	0	0	0	2	0	7	2	0	0	1	0	0	0	0	1	0	0	0
			Reopened (cases)	0	0	0	0	0	0	0	0	0	0	0	0	0	0	0	0	0	
			Grand Total Dispositions	0	0	0	5	0	6	4	2	0	1	0	0	0	0	0	0	0	
			Total Non-Trial Dispositions	0	0	0	5	0	5	3	2	0	1	0	0	0	0	0	0	0	
			Total Bench Trial Dispositions	0	0	0	0	0	0	0	0	0	0	0	0	0	0	0	0	0	
			Total Jury Trial Dispositions	0	0	0	0	0	1	1	0	0	0	0	0	0	0	0	0		
11th Judicial District	Lander County	Lander County District Court	New Filings (cases)	0	1	0	5	0	1	1	0	1	0	0	0	0	0	0	0	0	
			Reopened (cases)	0	0	0	0	0	0	0	0	0	0	0	0	0	0	0	0	0	
			Grand Total Dispositions	0	0	0	1	0	1	1	0	1	0	0	0	0	0	0	0	0	
			Total Non-Trial Dispositions	0	0	0	1	0	1	1	0	1	0	0	0	0	0	0	0	0	
			Total Bench Trial Dispositions	0	0	0	0	0	0	0	0	0	0	0	0	0	0	0	0	0	
				Total Jury Trial Dispositions	0	0	0	0	0	0	0	0	0	0	0	0	0	0	0		
	Mineral County	Mineral County District Court	New Filings (cases)	0	0	0	1	0	0	2	0	0	0	0	0	0	0	0	0	0	1
			Reopened (cases)	0	0	0	0	0	0	0	0	0	0	0	0	0	0	0	0	0	
			Grand Total Dispositions	0	0	0	0	0	1	1	0	0	0	0	0	0	0	0	0	1	
			Total Non-Trial Dispositions	0	0	0	0	0	1	1	0	0	0	0	0	0	0	0	0	1	
			Total Bench Trial Dispositions	0	0	0	0	0	0	0	0	0	0	0	0	0	0	0	0	0	
				Total Jury Trial Dispositions	0	0	0	0	0	0	0	0	0	0	0	0	0	0	0		
	Pershing County	Pershing County District Court	New Filings (cases)	0	0	1	5	0	4	0	0	3	1	0	0	0	0	0	0	0	1
Reopened (cases)			0	0	0	1	0	0	0	0	0	0	0	0	0	0	0	0	0		
Grand Total Dispositions			0	0	0	2	0	2	0	0	3	0	0	0	0	0	0	0	2		
Total Non-Trial Dispositions			0	0	0	2	0	2	0	0	3	0	0	0	0	0	0	0	2		
Total Bench Trial Dispositions			0	0	0	0	0	0	0	0	0	0	0	0	0	0	0	0	0		
			Total Jury Trial Dispositions	0	0	0	0	0	0	0	0	0	0	0	0	0	0	0			

Source: Uniform System for Judicial Records, Nevada AOC, Research and Statistics Unit.



District Court Civil Caseload, Probate, Construction Defect, and Contract (1 of 3)			Probate						Construction Defect		Contract						
			Summary Administration	General Administration	Special Administration	Set Aside	Probate Trust/Conservatorship	Other Probate	Chapter 40	Other Construction Defect	Uniform Commercial Code (UCC)	Building and Construction	Insurance Carrier	Commercial Instrument	Collection of Accounts	Employment Contract	Other Contract
<b>Totals<sup>a</sup></b>	Nevada District Courts	<b>New Filings (cases)</b>	1,271	1,167	1,416	1,589	337	793	29	9	26	59	104	32	1,889	33	1,005
		<b>Reopened (cases)</b>	429	354	283	65	12	67	0	0	2	8	11	4	110	8	114
		<b>Grand Total Dispositions</b>	1,704	1,694	1,137	1,273	182	541	20	7	23	57	143	35	1,544	44	1,069
		Total Non-Trial Dispositions	1,703	1,693	1,136	1,273	182	540	20	7	21	56	140	35	1,542	42	1,042
		Total Bench Trial Dispositions	1	1	1	0	0	1	0	0	2	0	1	0	2	1	23
		Total Jury Trial Dispositions	0	0	0	0	0	0	0	0	1	2	0	0	1	4	
1st Judicial District	Carson City District Court	<b>New Filings (cases)</b>	26	33	19	41	7	5	0	0	1	1	0	1	23	1	8
		<b>Reopened (cases)</b>	22	39	14	4	2	2	0	0	0	0	0	0	1	0	2
		<b>Grand Total Dispositions</b>	57	74	30	43	8	7	0	0	0	2	0	0	13	1	11
		Total Non-Trial Dispositions	57	73	30	43	8	7	0	0	0	2	0	0	13	1	11
		Total Bench Trial Dispositions	0	1	0	0	0	0	0	0	0	0	0	0	0	0	0
			Total Jury Trial Dispositions	0	0	0	0	0	0	0	0	0	0	0	0	0	0
	Storey County District Court	<b>New Filings (cases)</b>	5	3	1	9	2	0	0	0	0	0	0	0	2	0	2
		<b>Reopened (cases)</b>	0	0	0	0	0	0	0	0	0	0	0	0	1	0	0
		<b>Grand Total Dispositions</b>	3	3	1	4	0	0	0	0	0	0	0	0	2	0	0
		Total Non-Trial Dispositions	3	3	1	4	0	0	0	0	0	0	0	0	2	0	0
Total Bench Trial Dispositions		0	0	0	0	0	0	0	0	0	0	0	0	0	0	0	
		Total Jury Trial Dispositions	0	0	0	0	0	0	0	0	0	0	0	0	0	0	
2nd Judicial District	Washoe County District Court	<b>New Filings (cases)</b>	152	224	176	225	81	104	2	0	8	4	1	0	66	3	48
		<b>Reopened (cases)</b>	4	0	0	0	1	3	0	0	0	2	0	1	17	2	9
		<b>Grand Total Dispositions</b>	198	272	248	220	67	109	3	0	5	7	4	1	75	2	41
		Total Non-Trial Dispositions	198	272	248	220	67	109	3	0	5	7	4	1	75	2	40
		Total Bench Trial Dispositions	0	0	0	0	0	0	0	0	0	0	0	0	0	0	1
		Total Jury Trial Dispositions	0	0	0	0	0	0	0	0	0	0	0	0	0	0	
3rd Judicial District	Lyon County District Court	<b>New Filings (cases)</b>	45	24	35	60	9	8	0	0	0	0	0	0	17	0	12
		<b>Reopened (cases)</b>	1	0	7	0	0	0	0	0	0	0	0	0	0	0	0
		<b>Grand Total Dispositions</b>	36	29	49	61	8	11	0	0	0	0	0	0	11	0	3
		Total Non-Trial Dispositions	36	29	49	61	8	11	0	0	0	0	0	0	11	0	3
		Total Bench Trial Dispositions	0	0	0	0	0	0	0	0	0	0	0	0	0	0	0
		Total Jury Trial Dispositions	0	0	0	0	0	0	0	0	0	0	0	0	0	0	
4th Judicial District	Elko County District Court	<b>New Filings (cases)</b>	28	5	40	100	6	2	0	1	0	0	0	0	22	1	6
		<b>Reopened (cases)</b>	65	20	56	4	0	9	0	0	0	0	0	0	0	0	0
		<b>Grand Total Dispositions</b>	94	27	97	91	7	10	0	1	0	0	1	0	18	1	6
		Total Non-Trial Dispositions	94	27	97	91	7	10	0	1	0	0	1	0	18	1	6
		Total Bench Trial Dispositions	0	0	0	0	0	0	0	0	0	0	0	0	0	0	0
		Total Jury Trial Dispositions	0	0	0	0	0	0	0	0	0	0	0	0	0	0	

<sup>a</sup> Totals reflect aggregate information from the Nevada District Courts. Information contained herein may reflect non-standard reporting and is noted by subsequent footnotes.

Source: Uniform System for Judicial Records, Nevada AOC, Research and Statistics Unit.

District Court Civil Caseload, Probate, Construction Defect, and Contract (2 of 3)			Probate						Construction Defect		Contract								
			Summary Administration	General Administration	Special Administration	Set Aside	Probate Trust/Conservatorship	Other Probate	Chapter 40	Other Construction Defect	Uniform Commercial Code (UCC)	Building and Construction	Insurance Carrier	Commercial Instrument	Collection of Accounts	Employment Contract	Other Contract		
5th Judicial District	Esmeralda County	Esmeralda County District Court	<b>New Filings (cases)</b>	0	3	2	9	0	1	0	0	0	0	0	0	0	0	1	
			<b>Reopened (cases)</b>	0	0	0	0	0	0	0	0	0	0	0	0	0	0	0	0
			<b>Grand Total Dispositions</b>	0	0	0	0	0	0	0	0	0	0	0	0	0	0	0	0
			Total Non-Trial Dispositions	0	0	0	0	0	0	0	0	0	0	0	0	0	0	0	0
			Total Bench Trial Dispositions	0	0	0	0	0	0	0	0	0	0	0	0	0	0	0	0
		Total Jury Trial Dispositions	0	0	0	0	0	0	0	0	0	0	0	0	0	0	0	0	
		<b>New Filings (cases)</b>	42	14	79	98	11	111	0	0	0	1	0	0	21	0	10		
		<b>Reopened (cases)</b>	32	8	64	5	2	23	0	0	0	0	0	0	0	0	0		
		<b>Grand Total Dispositions</b>	54	17	102	69	13	59	0	0	0	1	0	0	18	0	7		
		Total Non-Trial Dispositions	54	17	102	69	13	59	0	0	0	1	0	0	18	0	7		
	Total Bench Trial Dispositions	0	0	0	0	0	0	0	0	0	0	0	0	0	0	0			
	Total Jury Trial Dispositions	0	0	0	0	0	0	0	0	0	0	0	0	0	0	0			
6th Judicial District	Humboldt County	Humboldt County District Court	<b>New Filings (cases)</b>	18	4	3	13	1	0	0	0	0	0	11	0	6			
			<b>Reopened (cases)</b>	0	1	1	0	0	0	0	0	0	0	0	0	0			
			<b>Grand Total Dispositions</b>	12	8	3	12	0	0	0	0	0	0	0	4	0	4		
			Total Non-Trial Dispositions	12	8	3	12	0	0	0	0	0	0	0	4	0	4		
			Total Bench Trial Dispositions	0	0	0	0	0	0	0	0	0	0	0	0	0	0		
	Total Jury Trial Dispositions	0	0	0	0	0	0	0	0	0	0	0	0	0	0				
7th Judicial District	Eureka County	Eureka County District Court	<b>New Filings (cases)</b>	2	2	0	8	0	2	0	0	0	1	0	0	0	1		
			<b>Reopened (cases)</b>	0	0	0	0	0	0	0	0	0	0	0	0	0	0		
			<b>Grand Total Dispositions</b>	0	1	1	8	0	1	0	0	0	0	0	0	0	0		
			Total Non-Trial Dispositions	0	1	1	8	0	1	0	0	0	0	0	0	0	0		
			Total Bench Trial Dispositions	0	0	0	0	0	0	0	0	0	0	0	0	0	0		
		Total Jury Trial Dispositions	0	0	0	0	0	0	0	0	0	0	0	0	0	0			
		<b>New Filings (cases)</b>	3	1	1	11	1	1	0	0	0	0	0	0	0	0	1		
		<b>Reopened (cases)</b>	0	0	0	0	0	0	0	0	0	0	0	0	0	0			
		<b>Grand Total Dispositions</b>	1	1	0	6	1	0	0	0	0	0	0	1	0	0			
		Total Non-Trial Dispositions	1	1	0	6	1	0	0	0	0	0	0	1	0	0			
		Total Bench Trial Dispositions	0	0	0	0	0	0	0	0	0	0	0	0	0	0			
		Total Jury Trial Dispositions	0	0	0	0	0	0	0	0	0	0	0	0	0	0			
	<b>New Filings (cases)</b>	6	4	2	18	0	6	0	0	0	0	0	3	0	1				
	<b>Reopened (cases)</b>	1	0	0	0	0	0	0	0	0	0	0	0	0	0				
	<b>Grand Total Dispositions</b>	5	4	3	14	0	8	0	0	0	0	0	3	0	2				
	Total Non-Trial Dispositions	5	4	3	14	0	8	0	0	0	0	0	3	0	2				
	Total Bench Trial Dispositions	0	0	0	0	0	0	0	0	0	0	0	0	0	0				
	Total Jury Trial Dispositions	0	0	0	0	0	0	0	0	0	0	0	0	0	0				

Source: Uniform System for Judicial Records, Nevada AOC, Research and Statistics Unit.

District Court Civil Caseload, Probate, Construction Defect, and Contract (3 of 3)				Probate						Construction Defect		Contract						
				Summary Administration	General Administration	Special Administration	Set Aside	Probate Trust/Conservatorship	Other Probate	Chapter 40	Other Construction Defect	Uniform Commercial Code (UCC)	Building and Construction	Insurance Carrier	Commercial Instrument	Collection of Accounts	Employment Contract	Other Contract
8th Judicial District	Clark County	Clark County District Court	<b>New Filings (cases)</b>	890	790	1,014	888	203	533	27	7	17	51	103	31	1,714	28	876
			<b>Reopened (cases)</b>	231	189	85	49	5	23	0	0	2	4	10	3	90	6	99
			<b>Grand Total Dispositions</b>	1,120	1,122	525	651	66	320	16	6	18	43	137	33	1,388	39	958
			Total Non-Trial Dispositions	1,119	1,122	524	651	66	320	16	6	16	42	135	33	1,386	37	932
			Total Bench Trial Dispositions	1	0	1	0	0	0	0	0	2	0	0	0	2	1	22
		Total Jury Trial Dispositions	0	0	0	0	0	0	0	0	1	2	0	0	1	4		
9th Judicial District	Douglas County	Douglas County District Court	<b>New Filings (cases)</b>	17	35	17	42	9	8	0	1	0	1	0	0	0	0	29
			<b>Reopened (cases)</b>	31	72	34	3	1	2	0	0	0	2	1	0	0	0	2
			<b>Grand Total Dispositions</b>	50	94	40	39	9	6	1	0	0	4	1	1	0	1	32
			Total Non-Trial Dispositions	50	94	40	39	9	5	1	0	0	4	0	1	0	1	32
			Total Bench Trial Dispositions	0	0	0	0	0	1	0	0	0	0	1	0	0	0	0
		Total Jury Trial Dispositions	0	0	0	0	0	0	0	0	0	0	0	0	0	0		
10th Judicial District	Churchill County	Churchill County District Court	<b>New Filings (cases)</b>	24	17	17	30	5	4	0	0	0	0	0	0	9	0	3
			<b>Reopened (cases)</b>	34	23	13	0	1	4	0	0	0	0	0	0	0	0	1
			<b>Grand Total Dispositions</b>	58	38	29	30	3	6	0	0	0	0	0	0	8	0	4
			Total Non-Trial Dispositions	58	38	29	30	3	6	0	0	0	0	0	0	8	0	4
			Total Bench Trial Dispositions	0	0	0	0	0	0	0	0	0	0	0	0	0	0	0
		Total Jury Trial Dispositions	0	0	0	0	0	0	0	0	0	0	0	0	0	0		
11th Judicial District	Lander County	Lander County District Court	<b>New Filings (cases)</b>	5	2	5	5	2	1	0	0	0	0	0	0	1	0	0
			<b>Reopened (cases)</b>	0	0	0	0	0	0	0	0	0	0	0	0	0	0	0
			<b>Grand Total Dispositions</b>	2	1	0	4	0	0	0	0	0	0	0	0	1	0	0
			Total Non-Trial Dispositions	2	1	0	4	0	0	0	0	0	0	0	0	1	0	0
			Total Bench Trial Dispositions	0	0	0	0	0	0	0	0	0	0	0	0	0	0	0
			Total Jury Trial Dispositions	0	0	0	0	0	0	0	0	0	0	0	0	0	0	
	Mineral County	Mineral County District Court	<b>New Filings (cases)</b>	4	2	2	8	0	1	0	0	0	0	0	0	0	0	1
			<b>Reopened (cases)</b>	1	1	0	0	0	0	0	0	0	0	0	0	1	0	0
			<b>Grand Total Dispositions</b>	1	0	0	2	0	0	0	0	0	0	0	0	2	0	0
			Total Non-Trial Dispositions	1	0	0	2	0	0	0	0	0	0	0	0	2	0	0
			Total Bench Trial Dispositions	0	0	0	0	0	0	0	0	0	0	0	0	0	0	0
			Total Jury Trial Dispositions	0	0	0	0	0	0	0	0	0	0	0	0	0	0	
	Pershing County	Pershing County District Court	<b>New Filings (cases)</b>	4	4	3	24	0	6	0	0	0	0	0	0	0	0	0
		<b>Reopened (cases)</b>	7	1	9	0	0	1	0	0	0	0	0	0	0	0	1	
		<b>Grand Total Dispositions</b>	13	3	9	19	0	4	0	0	0	0	0	0	0	0	1	
		Total Non-Trial Dispositions	13	3	9	19	0	4	0	0	0	0	0	0	0	0	1	
		Total Bench Trial Dispositions	0	0	0	0	0	0	0	0	0	0	0	0	0	0	0	
		Total Jury Trial Dispositions	0	0	0	0	0	0	0	0	0	0	0	0	0	0		

Source: Uniform System for Judicial Records, Nevada AOC, Research and Statistics Unit.

District Court Civil Caseload, Judicial Review/Appeal, Civil Writ, and Other Civil (1 of 3)			Judicial Review/Appeal							Civil Writ					Other Civil		
			Petition to Seal Records	Mental Competency	Department of Motor Vehicle Appeal	Worker's Compensation Appeal	Other Nevada State Agency Appeal	Appeal from Lower Court	Other Judicial Review/Appeal	Writ of Habeas Corpus	Writ of Mandamus	Writ of Quo Warranto	Writ of Prohibition	Other Civil Writ	Compromise of Minor's Claim	Foreign Judgment	Other Civil Matters
<b>Totals<sup>a</sup></b>	Nevada District Courts	<b>New Filings (cases)</b>	796	201	2	77	180	1,015	161	333	77	0	1	17	2,156	510	3,354
		<b>Reopened (cases)</b>	23	2	0	6	10	90	16	26	7	0	0	3	286	18	357
		<b>Grand Total Dispositions</b>	742	161	0	89	180	1,067	168	332	113	1	1	20	2,332	510	3,405
		Total Non-Trial Dispositions	742	161	0	89	180	1,066	167	329	113	1	1	20	2,331	509	3,374
		Total Bench Trial Dispositions	0	0	0	0	0	1	1	3	0	0	0	0	1	1	25
		Total Jury Trial Dispositions	0	0	0	0	0	0	0	0	0	0	0	0	0	6	
1st Judicial District	Carson City District Court	<b>New Filings (cases)</b>	6	0	0	4	4	10	15	1	3	0	0	0	9	2	40
		<b>Reopened (cases)</b>	0	0	0	2	0	1	2	0	1	0	0	0	8	2	4
		<b>Grand Total Dispositions</b>	6	0	0	1	13	8	18	2	9	0	0	1	18	5	56
		Total Non-Trial Dispositions	6	0	0	1	13	8	18	2	9	0	0	1	18	5	56
		Total Bench Trial Dispositions	0	0	0	0	0	0	0	0	0	0	0	0	0	0	0
			Total Jury Trial Dispositions	0	0	0	0	0	0	0	0	0	0	0	0	0	0
	Storey County District Court	<b>New Filings (cases)</b>	0	0	0	0	0	0	1	0	0	0	0	0	1	0	0
		<b>Reopened (cases)</b>	0	0	0	0	0	0	0	0	0	0	0	0	0	0	1
		<b>Grand Total Dispositions</b>	0	0	0	0	0	0	0	0	0	0	0	0	0	0	0
		Total Non-Trial Dispositions	0	0	0	0	0	0	0	0	0	0	0	0	0	0	0
Total Bench Trial Dispositions		0	0	0	0	0	0	0	0	0	0	0	0	0	0	0	
		Total Jury Trial Dispositions	0	0	0	0	0	0	0	0	0	0	0	0	0	0	
2nd Judicial District	Washoe County District Court	<b>New Filings (cases)</b>	90	141	0	0	4	22	29	1	7	0	0	4	121	37	1,008
		<b>Reopened (cases)</b>	3	0	0	1	3	5	7	0	1	0	0	2	4	0	180
		<b>Grand Total Dispositions</b>	26	108	0	3	7	22	26	1	8	0	0	4	132	38	926
		Total Non-Trial Dispositions	26	108	0	3	7	22	26	1	8	0	0	4	132	38	920
		Total Bench Trial Dispositions	0	0	0	0	0	0	0	0	0	0	0	0	0	0	4
		Total Jury Trial Dispositions	0	0	0	0	0	0	0	0	0	0	0	0	0	2	
3rd Judicial District	Lyon County District Court	<b>New Filings (cases)</b>	3	0	0	1	1	3	0	4	2	0	0	0	2	6	34
		<b>Reopened (cases)</b>	0	0	0	0	0	0	0	1	0	0	0	0	0	0	0
		<b>Grand Total Dispositions</b>	2	0	0	0	2	3	1	7	0	0	0	1	2	2	23
		Total Non-Trial Dispositions	2	0	0	0	2	3	1	6	0	0	0	1	2	2	23
		Total Bench Trial Dispositions	0	0	0	0	0	0	0	1	0	0	0	0	0	0	0
		Total Jury Trial Dispositions	0	0	0	0	0	0	0	0	0	0	0	0	0	0	
4th Judicial District	Elko County District Court	<b>New Filings (cases)</b>	15	10	0	0	0	0	0	16	0	0	0	0	15	5	16
		<b>Reopened (cases)</b>	1	0	0	0	0	0	0	1	0	0	0	0	10	0	0
		<b>Grand Total Dispositions</b>	18	10	0	0	1	0	0	23	1	0	0	0	24	1	26
		Total Non-Trial Dispositions	18	10	0	0	1	0	0	23	1	0	0	0	24	1	26
		Total Bench Trial Dispositions	0	0	0	0	0	0	0	0	0	0	0	0	0	0	0
		Total Jury Trial Dispositions	0	0	0	0	0	0	0	0	0	0	0	0	0	0	

<sup>a</sup> Totals reflect aggregate information from the Nevada District Courts. Information contained herein may reflect non-standard reporting and is noted by subsequent footnotes.

Source: Uniform System for Judicial Records, Nevada AOC, Research and Statistics Unit.

District Court Civil Caseload, Judicial Review/Appeal, Civil Writ, and Other Civil (2 of 3)				Judicial Review/Appeal							Civil Writ					Other Civil		
				Petition to Seal Records	Mental Competency	Department of Motor Vehicle Appeal	Worker's Compensation Appeal	Other Nevada State Agency Appeal	Appeal from Lower Court	Other Judicial Review/Appeal	Writ of Habeas Corpus	Writ of Mandamus	Writ of Quo Warranto	Writ of Prohibition	Other Civil Writ	Compromise of Minor's Claim	Foreign Judgment	Other Civil Matters
5th Judicial District	Esmeralda County	Esmeralda County District Court	<b>New Filings (cases)</b>	0	0	0	0	0	0	2	1	0	0	0	0	0	0	2
			<b>Reopened (cases)</b>	0	0	0	0	0	0	0	0	0	0	0	0	0	0	0
			<b>Grand Total Dispositions</b>	0	0	0	0	0	0	0	0	0	0	0	0	0	0	0
			Total Non-Trial Dispositions	0	0	0	0	0	0	0	0	0	0	0	0	0	0	0
			Total Bench Trial Dispositions	0	0	0	0	0	0	0	0	0	0	0	0	0	0	0
		Total Jury Trial Dispositions	0	0	0	0	0	0	0	0	0	0	0	0	0	0	0	
	Nye County	Nye County District Court	<b>New Filings (cases)</b>	7	0	0	0	0	4	0	1	3	0	0	0	1	8	32
			<b>Reopened (cases)</b>	0	0	0	0	0	0	0	0	0	0	0	0	3	0	0
			<b>Grand Total Dispositions</b>	3	0	0	0	0	2	1	0	1	0	0	1	1	0	16
			Total Non-Trial Dispositions	3	0	0	0	0	2	1	0	1	0	0	1	1	0	16
		Total Bench Trial Dispositions	0	0	0	0	0	0	0	0	0	0	0	0	0	0	0	
	Total Jury Trial Dispositions	0	0	0	0	0	0	0	0	0	0	0	0	0	0	0		
6th Judicial District	Humboldt County	Humboldt County District Court	<b>New Filings (cases)</b>	2	12	0	0	1	0	4	5	5	0	0	1	1	4	15
			<b>Reopened (cases)</b>	0	0	0	0	0	0	0	0	0	0	0	0	0	0	0
			<b>Grand Total Dispositions</b>	3	11	0	0	1	0	3	5	3	0	0	1	2	1	16
			Total Non-Trial Dispositions	3	11	0	0	1	0	3	5	3	0	0	1	2	1	12
			Total Bench Trial Dispositions	0	0	0	0	0	0	0	0	0	0	0	0	0	0	4
	Total Jury Trial Dispositions	0	0	0	0	0	0	0	0	0	0	0	0	0	0	0		
7th Judicial District	Eureka County	Eureka County District Court	<b>New Filings (cases)</b>	1	0	0	0	0	0	0	0	0	0	0	0	0	0	2
			<b>Reopened (cases)</b>	0	0	0	0	0	0	0	0	0	0	0	0	0	0	0
			<b>Grand Total Dispositions</b>	0	0	0	0	0	0	0	0	0	0	0	0	0	0	0
			Total Non-Trial Dispositions	0	0	0	0	0	0	0	0	0	0	0	0	0	0	0
			Total Bench Trial Dispositions	0	0	0	0	0	0	0	0	0	0	0	0	0	0	0
		Total Jury Trial Dispositions	0	0	0	0	0	0	0	0	0	0	0	0	0	0	0	
	Lincoln County	Lincoln County District Court	<b>New Filings (cases)</b>	0	0	0	0	0	0	0	5	0	0	0	0	1	0	4
			<b>Reopened (cases)</b>	0	0	0	0	0	0	0	0	0	0	0	0	0	0	0
			<b>Grand Total Dispositions</b>	0	0	0	0	0	0	0	2	0	0	0	0	0	0	3
			Total Non-Trial Dispositions	0	0	0	0	0	0	0	2	0	0	0	0	0	0	3
		Total Bench Trial Dispositions	0	0	0	0	0	0	0	0	0	0	0	0	0	0	0	
	Total Jury Trial Dispositions	0	0	0	0	0	0	0	0	0	0	0	0	0	0	0		
White Pine County	White Pine County District Court	<b>New Filings (cases)</b>	3	0	0	0	0	1	1	18	3	0	0	0	0	2	11	
		<b>Reopened (cases)</b>	0	0	0	0	0	1	0	0	0	0	0	0	0	0	1	
		<b>Grand Total Dispositions</b>	1	0	0	0	0	3	1	14	3	0	0	0	0	1	14	
		Total Non-Trial Dispositions	1	0	0	0	0	3	1	14	3	0	0	0	0	0	14	
		Total Bench Trial Dispositions	0	0	0	0	0	0	0	0	0	0	0	0	0	1	0	
	Total Jury Trial Dispositions	0	0	0	0	0	0	0	0	0	0	0	0	0	0	0		

Source: Uniform System for Judicial Records, Nevada AOC, Research and Statistics Unit.

District Court Civil Caseload, Judicial Review/Appeal, Civil Writ, and Other Civil (3 of 3)				Judicial Review/Appeal							Civil Writ					Other Civil		
				Petition to Seal Records	Mental Competency	Department of Motor Vehicle Appeal	Worker's Compensation Appeal	Other Nevada State Agency Appeal	Appeal from Lower Court	Other Judicial Review/Appeal	Writ of Habeas Corpus	Writ of Mandamus	Writ of Quo Warranto	Writ of Prohibition	Other Civil Writ	Compromise of Minor's Claim	Foreign Judgment	Other Civil Matters
8th Judicial District	Clark County	Clark County District Court	<b>New Filings (cases)</b>	657	0	2	72	169	966	103	260	40	0	1	12	1,995	438	2,070
			<b>Reopened (cases)</b>	16	0	0	3	7	83	7	23	4	0	0	1	259	14	155
			<b>Grand Total Dispositions</b>	672	0	0	85	152	1,018	114	266	81	1	1	11	2,147	454	2,212
			Total Non-Trial Dispositions	672	0	0	85	152	1,017	113	264	81	1	1	11	2,146	454	2,192
			Total Bench Trial Dispositions	0	0	0	0	0	1	1	2	0	0	0	0	1	0	16
		Total Jury Trial Dispositions	0	0	0	0	0	0	0	0	0	0	0	0	0	0	4	
9th Judicial District	Douglas County	Douglas County District Court	<b>New Filings (cases)</b>	6	0	0	0	1	2	4	2	0	0	0	0	4	7	34
			<b>Reopened (cases)</b>	3	0	0	0	0	0	0	0	0	0	0	1	2	7	
			<b>Grand Total Dispositions</b>	8	0	0	0	2	3	4	0	0	0	0	1	3	7	37
			Total Non-Trial Dispositions	8	0	0	0	2	3	4	0	0	0	0	1	3	7	37
			Total Bench Trial Dispositions	0	0	0	0	0	0	0	0	0	0	0	0	0	0	0
		Total Jury Trial Dispositions	0	0	0	0	0	0	0	0	0	0	0	0	0	0	0	
10th Judicial District	Churchill County	Churchill County District Court	<b>New Filings (cases)</b>	6	27	0	0	0	7	1	0	0	0	0	2	1	20	
			<b>Reopened (cases)</b>	0	2	0	0	0	0	0	0	0	0	0	1	0	2	
			<b>Grand Total Dispositions</b>	3	25	0	0	2	7	0	0	0	0	0	3	0	38	
			Total Non-Trial Dispositions	3	25	0	0	2	7	0	0	0	0	0	3	0	37	
			Total Bench Trial Dispositions	0	0	0	0	0	0	0	0	0	0	0	0	0	1	
		Total Jury Trial Dispositions	0	0	0	0	0	0	0	0	0	0	0	0	0	0		
11th Judicial District	Lander County	Lander County District Court	<b>New Filings (cases)</b>	0	0	0	0	0	0	1	1	1	0	0	0	2	0	18
			<b>Reopened (cases)</b>	0	0	0	0	0	0	0	0	0	0	0	0	0	0	0
			<b>Grand Total Dispositions</b>	0	0	0	0	0	0	0	0	0	0	0	0	0	1	2
			Total Non-Trial Dispositions	0	0	0	0	0	0	0	0	0	0	0	0	0	1	2
			Total Bench Trial Dispositions	0	0	0	0	0	0	0	0	0	0	0	0	0	0	0
			Total Jury Trial Dispositions	0	0	0	0	0	0	0	0	0	0	0	0	0	0	
	Mineral County	Mineral County District Court	<b>New Filings (cases)</b>	0	6	0	0	0	0	0	1	4	0	0	0	2	0	9
			<b>Reopened (cases)</b>	0	0	0	0	0	0	0	0	0	0	0	0	0	0	1
			<b>Grand Total Dispositions</b>	0	4	0	0	0	0	0	0	0	0	0	0	0	0	6
			Total Non-Trial Dispositions	0	4	0	0	0	0	0	0	0	0	0	0	0	0	6
			Total Bench Trial Dispositions	0	0	0	0	0	0	0	0	0	0	0	0	0	0	0
			Total Jury Trial Dispositions	0	0	0	0	0	0	0	0	0	0	0	0	0	0	
	Pershing County	Pershing County District Court	<b>New Filings (cases)</b>	0	5	0	0	0	0	0	17	9	0	0	0	0	0	39
		<b>Reopened (cases)</b>	0	0	0	0	0	0	0	1	1	0	0	0	0	0	6	
		<b>Grand Total Dispositions</b>	0	3	0	0	0	1	0	12	7	0	0	0	0	0	30	
		Total Non-Trial Dispositions	0	3	0	0	0	1	0	12	7	0	0	0	0	0	30	
		Total Bench Trial Dispositions	0	0	0	0	0	0	0	0	0	0	0	0	0	0	0	
		Total Jury Trial Dispositions	0	0	0	0	0	0	0	0	0	0	0	0	0	0		

Source: Uniform System for Judicial Records, Nevada AOC, Research and Statistics Unit.

Table B3. Family Caseload Processed by District Courts in Nevada, Fiscal Year 2023.

District Court, Family Caseload (1 of 3)			Domestic Relations Case													Mental Health Case	Guardianships Case	Totals
			Marriage Dissolution	Paternity	Visitation (Non-Divorce)	Adoptions	Custody (Non-Divorce)	Support			TPR <sup>a</sup>		Protection Orders		Other Domestic Relations			
								IV-D UIFSA	IV-D Intrastate	Other Support	State Initiated (TPR) Petition	Other (TPR) Petition	Request for Domestic Violence Protective Orders (TPOs)	High-Risk Protection Orders				
<b>Totals<sup>b</sup></b>	Nevada District Courts	New Filings (cases)	16,247	420	118	1,141	3,965	917	2,518	57	195	429	12,887	9	3,205	7,635	3,020	52,763
		Reopened (cases)	4,488	205	22	60	2,378	1,068	1,048	33	7	35	475	0	267	4,603	3,309	17,998
		Grand Total Dispositions	20,305	667	143	1,171	5,893	1,108	4,070	61	158	499	12,954	9	3,470	9,833	6,086	66,427
		Total Non-Trial Dispositions	19,811	636	127	1,078	5,587	1,103	4,048	61	149	481	12,954	9	3,442	9,675	5,809	64,970
		Total Trial Dispositions	494	31	16	93	306	5	22	0	9	18	0	0	28	158	277	1,457
1st Judicial District	Carson City District Court	New Filings (cases)	288	8	0	46	101	15	36	4	47	19	113	0	60	70	96	903
		Reopened (cases)	109	4	0	10	82	60	60	28	4	1	6	0	6	0	189	559
		Grand Total Dispositions	433	8	0	64	162	89	128	39	46	19	86	0	61	60	267	1,462
		Total Non-Trial Dispositions	430	8	0	64	159	89	128	39	46	19	86	0	61	60	267	1,456
		Total Trial Dispositions	3	0	0	0	3	0	0	0	0	0	0	0	0	0	0	0
1st Judicial District	Storey County District Court	New Filings (cases)	4	0	0	1	1	0	0	0	1	0	0	0	7	0	4	18
		Reopened (cases)	2	0	0	0	0	0	0	0	1	0	0	0	0	0	2	5
		Grand Total Dispositions	8	0	0	0	0	0	0	0	0	0	1	0	5	0	1	15
		Total Non-Trial Dispositions	8	0	0	0	0	0	0	0	0	0	1	0	5	0	1	15
		Total Trial Dispositions	0	0	0	0	0	0	0	0	0	0	0	0	0	0	0	0
2nd Judicial District	Washoe County District Court	New Filings (cases)	1,931	4	27	192	509	488 <sup>c</sup>	(c)	0	140	0	2,210	2	99	2,117	514	8,233
		Reopened (cases)	654	16	7	5	447	566		0	0	1	55	0	6	1	65	1,823
		Grand Total Dispositions	1,886	7	32	148	504	352		0	108	0	2,222	2	101	2,126	440	7,928
		Total Non-Trial Dispositions	1,842	7	25	63	467	352		0	99	0	2,222	2	87	1,969	188	7,323
		Total Trial Dispositions	44	0	7	85	37	0		0	9	0	0	0	14	157	252	605
3rd Judicial District	Lyon County District Court	New Filings (cases)	183	1	4	17	60	34	76	0	0	4	7	ND	47	0	67	500
		Reopened (cases)	72	0	0	0	42	31	113	1	0	0	0	0	1	0	160	420
		Grand Total Dispositions	231	1	3	17	91	54	185	0	0	6	7		43	0	221	859
		Total Non-Trial Dispositions	229	1	3	17	91	54	185	0	0	6	7		43	0	221	857
		Total Trial Dispositions	2	0	0	0	0	0	0	0	0	0	0	0	0	0	0	2
4th Judicial District	Elko County District Court	New Filings (cases)	217	4	3	25	47	14	72	0	6	22	25	0	40	1	56	532
		Reopened (cases)	94	8	1	5	9	26	82	2	0	3	3	0	5	0	211	449
		Grand Total Dispositions	350	15	4	33	61	55	207	9	0	20	28	0	50	1	211	1,044
		Total Non-Trial Dispositions	333	12	3	33	57	55	207	9	0	20	28	0	50	1	211	1,019
		Total Trial Dispositions	17	3	1	0	4	0	0	0	0	0	0	0	0	0	0	0

<sup>a</sup> NRS Chapter 128 allows termination of parental rights through motion in existing juvenile child abuse and neglect cases (Table B4). These terminations through motion are not reported separately in these tables.

<sup>b</sup> Totals reflect aggregate information from the Nevada District Courts. Information contained herein may reflect non-standard reporting and is noted by subsequent footnotes.

<sup>c</sup> All IV-D matters reported in the IV-D UIFSA case type.

ND No Data.

Source: Uniform System for Judicial Records, Nevada AOC, Research and Statistics Unit.

Table B3. Family Caseload Processed by District Courts in Nevada, Fiscal Year 2023.

District Court, Family Caseload (2 of 3)			Domestic Relations Case												Mental Health Case	Guardianship Case	Totals	
			Marriage Dissolution	Paternity	Visitation (Non-Divorce)	Adoptions	Custody (Non-Divorce)	Support			TPR <sup>a</sup>		Protection Orders					Other Domestic Relations
								IV-D UIFSA	IV-D Intrastate	Other Support	State Initiated (TPR) Petition	Other (TPR) Petition	Request for Domestic Violence Protective Orders (TPOs)	High-Risk Protection Orders				
5th Judicial District	Esmeralda County District Court	New Filings (cases)	0	0	0	0	1	0	0	0	0	0	0	ND	0	0	0	1
		Reopened (cases)	0	0	0	0	0	0	0	0	0	0	0		0	0	0	0
		Grand Total Dispositions	0	0	0	0	0	0	0	0	0	0	0		0	0	0	0
	Total Non-Trial Dispositions	0	0	0	0	0	0	0	0	0	0	0		0	0	0	0	
	Total Trial Dispositions	0	0	0	0	0	0	0	0	0	0	0		0	0	0	0	
	Nye County District Court	New Filings (cases)	253	4	2	2	39	127	19	0	0	7	0	0	51	0	54	558
Reopened (cases)		23	2	0	0	2	1	0	0	0	0	0	0	1	0	9	38	
Grand Total Dispositions		224	4	2	0	25	0	0	0	0	2	0	0	40	0	32	329	
Total Non-Trial Dispositions		224	4	2	0	23	0	0	0	0	2	0	0	39	0	22	316	
Total Trial Dispositions		0	0	0	0	2	0	0	0	0	0	0	0	1	0	10	13	
6th Judicial District	Humboldt County District Court	New Filings (cases)	172	6	0	3	19	0	20	35	0	6	25	0	8	3	18	315
		Reopened (cases)	23	1	0	0	2	8	27	1	0	1	0	0	0	0	9	72
		Grand Total Dispositions	175	7	0	5	20	1	10	4	0	9	37	0	10	2	45	325
		Total Non-Trial Dispositions	175	7	0	5	20	1	10	4	0	9	37	0	10	2	43	323
Total Trial Dispositions	0	0	0	0	0	0	0	0	0	0	0	0	0	0	2	2	2	
7th Judicial District	Eureka County District Court	New Filings (cases)	4	0	0	0	0	0	0	0	0	0	0	0	1	0	3	8
		Reopened (cases)	1	1	0	0	0	0	0	0	0	0	0	0	0	0	0	2
		Grand Total Dispositions	6	0	1	0	0	0	0	0	0	0	0	0	2	0	4	13
		Total Non-Trial Dispositions	6	0	1	0	0	0	0	0	0	0	0	0	2	0	4	13
	Total Trial Dispositions	0	0	0	0	0	0	0	0	0	0	0	0	0	0	0	0	
	Lincoln County District Court	New Filings (cases)	7	0	0	3	1	0	1	1	0	0	0	0	0	0	8	21
		Reopened (cases)	1	0	0	0	0	0	0	0	0	0	0	0	0	0	0	1
		Grand Total Dispositions	6	0	0	1	1	0	0	0	0	0	0	0	0	0	3	11
		Total Non-Trial Dispositions	3	0	0	0	1	0	0	0	0	0	0	0	0	0	2	6
	Total Trial Dispositions	3	0	0	1	0	0	0	0	0	0	0	0	0	0	1	5	5
White Pine County District Court	New Filings (cases)	37	0	0	6	16	2	14	0	0	3	0	ND	0	12	8	98	
	Reopened (cases)	18	0	0	0	7	2	8	0	0	0	0		0	0	2	37	
	Grand Total Dispositions	48	0	0	6	19	5	20	0	0	1	0		0	14	5	118	
	Total Non-Trial Dispositions	44	0	0	2	16	0	0	0	0	1	0		0	13	2	78	
Total Trial Dispositions	4	0	0	4	3	5	20	0	0	0	0		0	1	3	40		

<sup>a</sup> NRS Chapter 128 allows termination of parental rights through motion in existing juvenile child abuse and neglect cases (Table B4). These terminations through motion are not reported separately in these tables.

ND No Data.

Source: Uniform System for Judicial Records, Nevada AOC, Research and Statistics Unit.



Table B3. Family Caseload Processed by District Courts in Nevada, Fiscal Year 2023.

District Court, Family Caseload (3 of 3)				Domestic Relations Case													Mental Health Case	Guardianships Case	Totals
				Marriage Dissolution	Paternity	Visitation (Non-Divorce)	Adoptions	Custody (Non-Divorce)	Support			TPR <sup>a</sup>		Protection Orders		Other Domestic Relations			
									IV-D UIFSA	IV-D Intrastate	Other Support	State Initiated (TPR) Petition	Other (TPR) Petition	Request for Domestic Violence Protective Orders (TPOs)	High-Risk Protection Orders				
8th Judicial District	Clark County	Clark County District Court	New Filings (cases)	12,259	269	82	810	3,129	204	2,237	5	1	351	10,499	7	2,869	5,412	2,124	40,258
		Reopened (cases)	3,334	164	14	37	1,749	290	708	0	2	29	407	0	246	4,601	2,506	14,087	
		Grand Total Dispositions	15,943	490	101	860	4,932	442	3,448	7	4	426	10,562	7	3,130	7,614	4,656	52,622	
		Total Non-Trial Dispositions	15,538	462	93	859	4,677	442	3,448	7	4	408	10,562	7	3,117	7,614	4,651	51,889	
			Total Trial Dispositions	405	28	8	1	255	0	0	0	4	18	0	13	0	5	733	
9th Judicial District	Douglas County	Douglas County District Court	New Filings (cases)	384	124	0	14	0	14	0	0	0	0	0	0	0	9	29	574
		Reopened (cases)	64	6	0	3	0	4	1	0	0	0	0	0	0	1	115	194	
		Grand Total Dispositions	440	132	0	16	0	20	1	0	0	0	0	0	0	5	130	744	
		Total Non-Trial Dispositions	429	132	0	16	0	20	1	0	0	0	0	0	0	5	128	731	
			Total Trial Dispositions	11	0	0	0	0	0	0	0	0	0	0	0	0	2	13	
10th Judicial District	Churchill County	Churchill County District Court	New Filings (cases)	433	0	0	14	33	16	26	2	0	13	8	0	22	9	19	595
		Reopened (cases)	69	1	0	0	35	79	42	0	0	0	4	0	0	0	39	269	
		Grand Total Dispositions	496	1	0	16	66	90	64	2	0	16	11	0	26	9	63	860	
		Total Non-Trial Dispositions	494	1	0	16	64	90	64	2	0	16	11	0	26	9	63	856	
			Total Trial Dispositions	2	0	0	0	2	0	0	0	0	0	0	0	0	0	4	
11th Judicial District	Lander County	Lander County District Court	New Filings (cases)	46	0	0	6	2	0	0	0	0	3	0	0	1	0	4	62
		Reopened (cases)	15	2	0	0	0	0	0	0	0	0	0	0	0	0	0	0	17
		Grand Total Dispositions	35	0	0	2	1	0	0	0	0	0	0	0	1	0	1	40	
		Total Non-Trial Dispositions	32	0	0	2	1	0	0	0	0	0	0	0	1	0	1	37	
				Total Trial Dispositions	3	0	0	0	0	0	0	0	0	0	0	0	0	0	3
	Mineral County	Mineral County District Court	New Filings (cases)	14	0	0	0	2	3	7	6	0	1	0	0	0	0	9	42
		Reopened (cases)	0	0	0	0	0	1	5	0	0	0	0	0	2	0	0	8	
		Grand Total Dispositions	8	0	0	0	6	0	0	0	0	0	0	0	1	0	2	17	
		Total Non-Trial Dispositions	8	0	0	0	6	0	0	0	0	0	0	0	1	0	2	17	
				Total Trial Dispositions	0	0	0	0	0	0	0	0	0	0	0	0	0	0	0
	Pershing County	Pershing County District Court	New Filings (cases)	15	0	0	2	5	0	10	4	0	0	0	0	0	2	7	45
		Reopened (cases)	9	0	0	0	3	0	2	1	0	0	0	0	0	0	2	17	
Grand Total Dispositions		16	2	0	3	5	0	7	0	0	0	0	0	0	2	5	40		
Total Non-Trial Dispositions		16	2	0	1	5	0	5	0	0	0	0	0	0	2	3	34		
			Total Trial Dispositions	0	0	0	2	0	2	0	0	0	0	0	0	0	2	6	

<sup>a</sup> NRS Chapter 128 allows termination of parental rights through motion in existing juvenile child abuse and neglect cases (Table B4). These terminations through motion are not reported separately in these tables.

Source: Uniform System for Judicial Records, Nevada AOC, Research and Statistics Unit.

**Table B4. Juvenile Caseload Processed by District Courts in Nevada, Fiscal Year 2023.**

District Court, Juvenile Non-Traffic Caseload (1 of 3)			Delinquency					Status Petition	Dependency/ Child Victim <sup>a</sup>			Miscellaneous Petition	Totals	Hearings			
			Person	Property	Drug	Public Order	Other Delinquency		Child Abuse/ Neglect Petition	Dependent (no fault)	Other Dependency Child Victim			Informal Hearings (Involving a Judicial Officer)	Detention Hearings	Extradition Hearings	Protective Custody Hearings
<b>Totals<sup>b</sup></b>	Nevada District Courts	<b>New Filings (cases)</b>	1,905	1,170	574	234	1,040	154	1,706	2	3	121	<b>6,909</b>	<b>250</b>	<b>2,884</b>	<b>0</b>	<b>1,930</b>
		<b>Reopened (cases)</b>	601	284	94	84	236	10	293	1	0	4	1,607				
		<b>Charges</b>	3,713	3,143	983	724	3,241	171	-	-	-	-	11,975				
		<b>Grand Total Dispositions</b>	2,783	1,389	683	391	1,315	126	2,258	2	1	162	9,110				
		Total Non-Trial Dispositions	2,773	1,387	683	390	1,312	125	1,975	2	1	146	8,794				
		Total Trial Dispositions	10	2	0	1	3	1	283	0	0	16	316				
1st Judicial District	Carson City District Court	<b>New Filings (cases)</b>	29	28	6	10	8	2	19	0	0	0	<b>102</b>	<b>0</b>	<b>145</b>	<b>0</b>	<b>15</b>
		<b>Reopened (cases)</b>	26	15	6	1	2	1	118	0	0	0	169				
		<b>Charges</b>	55	34	11	12	36	2	-	-	-	0	150				
		<b>Grand Total Dispositions</b>	44	36	12	9	8	1	114	0	0	0	224				
		Total Non-Trial Dispositions	41	36	12	9	8	1	113	0	0	0	220				
		Total Trial Dispositions	3	0	0	0	0	0	1	0	0	0	4				
1st Judicial District	Storey County District Court	<b>New Filings (cases)</b>	0	0	0	0	0	0	0	0	0	0	<b>0</b>	<b>0</b>	<b>0</b>	<b>0</b>	<b>0</b>
		<b>Reopened (cases)</b>	0	0	0	0	0	0	0	0	0	0	0				
		<b>Charges</b>	0	0	0	0	0	0	-	-	-	0	0				
		<b>Grand Total Dispositions</b>	0	0	0	0	0	0	0	0	0	0	0				
		Total Non-Trial Dispositions	0	0	0	0	0	0	0	0	0	0	0				
		Total Trial Dispositions	0	0	0	0	0	0	0	0	0	0	0				
2nd Judicial District	Washoe County District Court	<b>New Filings (cases)</b>	401	210	263	11	131	ND	242 <sup>c</sup>	(c)	(c)	56 <sup>d</sup>	<b>1,314</b>	<b>0</b>	<b>471<sup>f</sup></b>	<b>(f)</b>	<b>271</b>
		<b>Reopened (cases)<sup>g</sup></b>	-	-	-	-	-	-	-	-	-	-	- <sup>g</sup>				
		<b>Charges</b>	643	362	446	68	381	-	-	-	-	-	1,900				
		<b>Grand Total Dispositions<sup>h</sup></b>	469	213	252	13	116	-	544	-	-	60 <sup>d</sup>	1,667 <sup>h</sup>				
		Total Non-Trial Dispositions	469	212	252	13	116	-	381	-	-	60	1,503				
		Total Trial Dispositions	0	1	0	0	0	-	163	-	-	0	164				
3rd Judicial District	Lyon County District Court	<b>New Filings (cases)</b>	40	53	25	5	6	57	11	0	0	0	<b>197</b>	<b>0</b>	<b>62</b>	<b>0</b>	<b>1</b>
		<b>Reopened (cases)</b>	4	9	7	3	2	0	0	0	0	0	25				
		<b>Charges</b>	66	85	42	14	12	64	-	-	-	0	283				
		<b>Grand Total Dispositions</b>	30	41	17	6	7	40	26	0	0	1	168				
		Total Non-Trial Dispositions	30	41	17	6	7	39	26	0	0	1	167				
		Total Trial Dispositions	0	0	0	0	0	1	0	0	0	0	1				
4th Judicial District	Elko County District Court	<b>New Filings (cases)</b>	39	21	15	3	18	23	11	0	0	10 <sup>i</sup>	<b>140</b>	<b>0</b>	<b>78</b>	<b>0</b>	<b>46</b>
		<b>Reopened (cases)</b>	3	7	3	1	2	0	37	0	0	0	53				
		<b>Charges</b>	63	36	21	20	29	28	-	-	-	0	197				
		<b>Grand Total Dispositions</b>	54	33	19	6	13	13	49	0	0	10 <sup>j</sup>	197				
		Total Non-Trial Dispositions	54	33	19	6	13	13	34	0	0	10	182				
		Total Trial Dispositions	0	0	0	0	0	0	15	0	0	0	15				

<sup>a</sup> May include termination of parental right actions filed through motion per NRS Chapter 128 in existing child abuse/neglect cases. These terminations through motion are not reported separately on this table.

<sup>b</sup> Totals reflect aggregate information from the Nevada District Courts. Information contained herein may reflect non-standard reporting and is noted by subsequent footnotes. Delinquency case types determined by the USJR charge hierarchy defined in the Nevada Courts Statistical Reporting Dictionary.

<sup>c</sup> All Dependency/ Child Victim matters reported in the Child Abuse/Neglect Petition case type.

<sup>d</sup> Includes Juvenile Protection Orders only.

<sup>f</sup> Detention hearings include extradition hearings counts.

<sup>g</sup> Reopened (cases) not reported.

<sup>h</sup> Includes administrative case closures.

<sup>i</sup> Includes Juvenile Protection Orders.

ND No Data.

Source: Uniform System for Judicial Records, Nevada AOC, Research and Statistics Unit.

**Table B4. Juvenile Caseload Processed by District Courts in Nevada, Fiscal Year 2023.**

District Court, Juvenile Non-Traffic Caseload (2 of 3)				Delinquency					Status Petition	Dependency/ Child Victim <sup>a</sup>			Miscellaneous Petition	Totals	Hearings					
				Person	Property	Drug	Public Order	Other Delinquency		Child Abuse/ Neglect Petition	Dependent (no fault)	Other Dependency Child Victim			Informal Hearings (Involving a Judicial Officer)	Detention Hearings	Extradition Hearings	Protective Custody Hearings		
5th Judicial District	Esmeralda County District Court	<b>New Filings (cases)</b>	0	0	0	0	0	0	0	0	0	0	0	0	0	0	0	0	0	
		<b>Reopened (cases)</b>	0	0	0	0	0	0	0	0	0	0	0	0	0	0	0	0	0	0
		<b>Charges</b>	0	0	0	0	0	0	0	-	-	-	0	0	0	0	0	0	0	0
		<b>Grand Total Dispositions</b>	0	0	0	0	0	0	0	1	0	0	0	0	0	0	0	0	0	0
		Total Non-Trial Dispositions	0	0	0	0	0	0	0	1	0	0	0	0	0	0	0	0	0	0
	Total Trial Dispositions	0	0	0	0	0	0	0	0	0	0	0	0	0	0	0	0	0	0	0
	Nye County District Court	<b>New Filings (cases)</b>	36	4	9	5	20	40	25	0	2	19	160	0	0	0	0	0	0	
		<b>Reopened (cases)</b>	1	0	0	0	0	1	3	0	0	0	5	0	0	0	0	0	0	
		<b>Charges</b>	48	6	16	6	27	41	-	-	-	0	144	0	0	0	0	0	0	
		<b>Grand Total Dispositions</b>	43	21	11	18	12	29	10	0	0	34	178	0	0	0	0	0	0	
Total Non-Trial Dispositions		43	21	11	18	12	29	10	0	0	34	178	0	0	0	0	0	0		
Total Trial Dispositions	0	0	0	0	0	0	0	0	0	0	0	0	0	0	0	0	0	0		
6th Judicial District	Humboldt County District Court	<b>New Filings (cases)</b>	16	9	2	30	5	0	10	0	0	3	75	0	15	0	0	0		
		<b>Reopened (cases)</b>	0	0	0	0	0	0	0	0	0	0	0	0	0	0	0	0	0	
		<b>Charges</b>	20	17	3	43	6	0	-	-	-	0	89	0	0	0	0	0	0	
		<b>Grand Total Dispositions</b>	19	5	5	30	1	0	9	0	0	1	70	0	0	0	0	0	0	
		Total Non-Trial Dispositions	18	5	5	30	1	0	8	0	0	1	68	0	0	0	0	0	0	
Total Trial Dispositions	1	0	0	0	0	0	1	0	0	0	2	0	0	0	0	0	0			
7th Judicial District	Eureka County District Court	<b>New Filings (cases)</b>	0	0	0	0	3	0	2	0	0	5	0	0	0	0	0	0		
		<b>Reopened (cases)</b>	0	0	0	0	0	0	0	0	0	0	0	0	0	0	0	0		
		<b>Charges</b>	0	0	0	0	3	0	-	-	-	0	3	0	0	0	0	0		
		<b>Grand Total Dispositions</b>	0	0	0	0	0	0	0	0	0	0	0	0	0	0	0	0		
		Total Non-Trial Dispositions	0	0	0	0	0	0	0	0	0	0	0	0	0	0	0	0		
	Total Trial Dispositions	0	0	0	0	0	0	0	0	0	0	0	0	0	0	0	0			
	Lincoln County District Court	<b>New Filings (cases)</b>	1	1	2	3	1	1	0	0	0	9	0	0	0	0	0	0		
		<b>Reopened (cases)</b>	0	0	0	0	0	0	0	0	0	0	0	0	0	0	0	0		
		<b>Charges</b>	1	1	2	5	1	1	-	-	-	0	11	0	0	0	0	0		
		<b>Grand Total Dispositions</b>	1	1	1	1	1	0	0	0	0	0	5	0	0	0	0	0		
Total Non-Trial Dispositions		1	1	1	1	1	0	0	0	0	0	5	0	0	0	0	0			
Total Trial Dispositions	0	0	0	0	0	0	0	0	0	0	0	0	0	0	0	0				
White Pine County District Court	<b>New Filings (cases)</b>	21	7	17	9	60	11	5	0	0	5	135	0	0	0	0	0			
	<b>Reopened (cases)</b>	4	4	1	0	0	0	1	0	0	0	10	0	0	0	0	0			
	<b>Charges</b>	26	7	18	10	64	12	-	-	-	0	137	0	0	0	0	0			
	<b>Grand Total Dispositions</b>	25	14	22	5	65	10	7	0	0	1	149	0	0	0	0	0			
	Total Non-Trial Dispositions	25	14	22	5	64	10	3	0	0	1	144	0	0	0	0	0			
Total Trial Dispositions	0	0	0	0	1	0	4	0	0	0	5	0	0	0	0	0				

<sup>a</sup> May include termination of parental right actions filed through motion per NRS Chapter 128 in existing child abuse/neglect cases. These terminations through motion are not reported separately on this table.  
Source: Uniform System for Judicial Records, Nevada AOC, Research and Statistics Unit.

**Table B4. Juvenile Caseload Processed by District Courts in Nevada, Fiscal Year 2023.**

District Court, Juvenile Non-Traffic Caseload (3 of 3)				Delinquency					Status Petition	Dependency/ Child Victim <sup>a</sup>			Miscellaneous Petition	Totals	Hearings				
				Person	Property	Drug	Public Order	Other Delinquency		Child Abuse/ Neglect Petition	Dependent (no fault)	Other Dependency Child Victim			Informal Hearings (Involving a Judicial Officer)	Detention Hearings	Extradition Hearings	Protective Custody Hearings	
8th Judicial District	Clark County	Clark County District Court	<b>New Filings (cases)</b>	1,247	815	221	130	728	ND	1,359	2	0	19	4,521	ND	2,057	0	1,589	
			<b>Reopened (cases)</b>	539	244	70	61	218		83	1	0	4	1,220					
			<b>Charges</b>	2,680	2,565	408	505	2,616		-	-	-	0	8,774					
			<b>Grand Total Dispositions</b>	1,997	1,001	322	255	1,027		1,425	2	0	40	6,069					
			Total Non-Trial Dispositions	1,992	1,000	322	254	1,025		1,326	2	0	24	5,945					
Total Trial Dispositions	5	1	0	1	2		99	0	0	16	124								
9th Judicial District	Douglas County	Douglas County District Court	<b>New Filings (cases)</b>	19	4	4	2	28	0	1	0	1	2	61	0	1	0	0	
			<b>Reopened (cases)</b>	2	0	3	0	6	0	6	0	0	0	17					
			<b>Charges</b>	23	4	5	4	27	3	-	-	-	0	66					
			<b>Grand Total Dispositions</b>	25	4	6	1	39	0	8	0	1	1	85					
			Total Non-Trial Dispositions	25	4	6	1	39	0	8	0	1	1	85					
Total Trial Dispositions	0	0	0	0	0	0	0	0	0	0	0	0							
10th Judicial District	Churchill County	Churchill County District Court	<b>New Filings (cases)</b>	43	5	5	23	13	20	13	0	0	1 <sup>j</sup>	123	250	39	0	8	
			<b>Reopened (cases)</b>	21	5	3	18	3	8	45	0	0	0	103					
			<b>Charges</b>	59	10	6	34	16	20	-	-	-	0	145					
			<b>Grand Total Dispositions</b>	69	13	12	47	15	33	60	0	0	1 <sup>j</sup>	250					
			Total Non-Trial Dispositions	69	13	12	47	15	33	60	0	0	1	250					
Total Trial Dispositions	0	0	0	0	0	0	0	0	0	0	0	0							
11th Judicial District	Lander County	Lander County District Court	<b>New Filings (cases)</b>	1	0	5	0	12	0	5	0	0	0	23	0	4	0	0	
			<b>Reopened (cases)</b>	0	0	0	0	0	0	0	0	0	0	0	0				
			<b>Charges</b>	1	0	5	0	13	0	-	-	-	0	19					
			<b>Grand Total Dispositions</b>	0	0	1	0	4	0	1	0	0	0	6					
			Total Non-Trial Dispositions	0	0	1	0	4	0	1	0	0	0	6					
	Total Trial Dispositions	0	0	0	0	0	0	0	0	0	0	0	0						
	Mineral County	Mineral County District Court	<b>New Filings (cases)</b>	10	8	0	1	2	0	1	0	0	0	22	0	2	0	0	
			<b>Reopened (cases)</b>	0	0	0	0	0	0	0	0	0	0	0	0				
			<b>Charges</b>	22	10	0	1	4	0	-	-	-	0	37					
			<b>Grand Total Dispositions</b>	5	3	0	0	1	0	2	0	0	0	11					
			Total Non-Trial Dispositions	5	3	0	0	1	0	2	0	0	0	11					
	Total Trial Dispositions	0	0	0	0	0	0	0	0	0	0	0	0						
Pershing County	Pershing County District Court	<b>New Filings (cases)</b>	2	5	0	2	5	0	2	0	0	6	22	0	10	0	0		
		<b>Reopened (cases)</b>	1	0	1	0	3	0	0	0	0	0	5						
		<b>Charges</b>	6	6	0	2	6	0	-	-	-	0	20						
		<b>Grand Total Dispositions</b>	2	4	3	0	6	0	2	0	0	13	30						
		Total Non-Trial Dispositions	1	4	3	0	6	0	2	0	0	13	29						
Total Trial Dispositions	1	0	0	0	0	0	0	0	0	0	1								

<sup>a</sup> May include termination of parental right actions filed through motion per NRS Chapter 128 in existing child abuse/neglect cases. These terminations through motion are not reported separately on this table.

<sup>j</sup> Includes Juvenile Protection Orders.

ND No Data.

Source: Uniform System for Judicial Records, Nevada AOC, Research and Statistics Unit.

**Table B5-1. Criminal Caseload Processed by Justice Courts in Nevada, Fiscal Year 2023.**

Justice Court, Criminal Caseload, Aggregate (1 of 4)			Felony, Total	Gross Misdemeanor, Total	Misdemeanor (Non-Traffic), Total	Criminal Case Totals	Traffic, Infraction, and Parking Totals	
<b>Totals<sup>a</sup></b>	Nevada Justice Courts		<b>New Filings (cases)</b>	<b>28,067</b>	<b>4,720</b>	<b>33,345</b>	<b>66,132</b>	<b>215,031</b>
			Reopened (cases)	2,073	579	2,170	4,822	537
			Charges	58,869	9,629	48,890	117,388	233,485
			<b>Grand Total Dispositions</b>	<b>28,335</b>	<b>4,599</b>	<b>30,935</b>	<b>63,869</b>	<b>148,101</b>
			Total Non-Trial Dispositions	28,330	4,597	30,725	63,652	147,836
			Total Trial Dispositions	5	2	210	217	265
1st Judicial District	Carson City Justice Court <sup>b</sup>	<b>New Filings (cases)</b>	<b>783</b>	<b>119</b>	<b>927</b>	<b>1,829</b>	<b>8,701</b>	
		Reopened (cases)	14	1	10	25	5	
		Charges	1,366	280	1,766	3,412	11,034	
		<b>Grand Total Dispositions</b>	<b>531</b>	<b>94</b>	<b>808</b>	<b>1,433</b>	<b>8,388</b>	
		Total Non-Trial Dispositions	531	94	789	1,414	8,366	
		Total Trial Dispositions	0	0	19	19	22	
Storey County	Virginia City Justice Court	<b>New Filings (cases)</b>	<b>42</b>	<b>22</b>	<b>183</b>	<b>247</b>	<b>1,943</b>	
		Reopened (cases)	0	0	0	0	2	
		Charges	50	28	202	280	2,428	
		<b>Grand Total Dispositions</b>	<b>23</b>	<b>17</b>	<b>140</b>	<b>180</b>	<b>1,542</b>	
		Total Non-Trial Dispositions	23	17	139	179	1,524	
		Total Trial Dispositions	0	0	1	1	18	
2nd Judicial District	Incline Village Justice Court	<b>New Filings (cases)</b>	<b>27</b>	<b>3</b>	<b>97</b>	<b>127</b>	<b>1,245</b>	
		Reopened (cases)	6	2	58	66	15	
		Charges	50	8	128	186	1,368	
		<b>Grand Total Dispositions</b>	<b>30</b>	<b>6</b>	<b>173</b>	<b>209</b>	<b>1,235</b>	
		Total Non-Trial Dispositions	30	6	164	200	1,234	
		Total Trial Dispositions	0	0	9	9	1	
	Washoe County	Reno Justice Court	<b>New Filings (cases)</b>	<b>2,236</b>	<b>380</b>	<b>1,718</b>	<b>4,334</b>	<b>10,917</b>
			Reopened (cases)	602	136	557	1,295	117
			Charges	3,685	669	3,194	7,548	13,396
			<b>Grand Total Dispositions</b>	<b>3,153</b>	<b>582</b>	<b>2,597</b>	<b>6,332</b>	<b>11,898</b>
			Total Non-Trial Dispositions	3,153	582	2,581	6,316	11,883
			Total Trial Dispositions	0	0	16	16	15
	Washoe County	Sparks Justice Court	<b>New Filings (cases)</b>	<b>985</b>	<b>175</b>	<b>901</b>	<b>2,061</b>	<b>3,411</b>
			Reopened (cases)	352	81	316	749	54
			Charges	1,554	316	1,602	3,472	4,583
			<b>Grand Total Dispositions</b>	<b>1,514</b>	<b>265</b>	<b>1,199</b>	<b>2,978</b>	<b>3,497</b>
Total Non-Trial Dispositions			1,514	265	1,193	2,972	3,492	
Total Trial Dispositions			0	0	6	6	5	
Washoe County	Wadsworth Justice Court	<b>New Filings (cases)</b>	<b>0</b>	<b>0</b>	<b>62</b>	<b>62</b>	<b>2,274</b>	
		Reopened (cases)	0	0	16	16	93	
		Charges	0	0	69	69	2,604	
		<b>Grand Total Dispositions</b>	<b>0</b>	<b>0</b>	<b>72</b>	<b>72</b>	<b>1,888</b>	
		Total Non-Trial Dispositions	0	0	68	68	1,886	
		Total Trial Dispositions	0	0	4	4	2	
3rd Judicial District	Lyon County	Canal Justice Court	<b>New Filings (cases)</b>	<b>115</b>	<b>24</b>	<b>238</b>	<b>377</b>	<b>1,177</b>
			Reopened (cases)	7	1	1	9	0
			Charges	158	39	292	489	1,497
			<b>Grand Total Dispositions</b>	<b>136</b>	<b>27</b>	<b>242</b>	<b>405</b>	<b>792</b>
			Total Non-Trial Dispositions	136	27	242	405	790
			Total Trial Dispositions	0	0	0	0	2
	Lyon County	Dayton Justice Court	<b>New Filings (cases)</b>	<b>61</b>	<b>17</b>	<b>352</b>	<b>430</b>	<b>1,419</b>
			Reopened (cases)	1	0	0	1	0
			Charges	107	27	468	602	1,876
			<b>Grand Total Dispositions</b>	<b>65</b>	<b>20</b>	<b>329</b>	<b>414</b>	<b>1,267</b>
			Total Non-Trial Dispositions	65	20	327	412	1,267
			Total Trial Dispositions	0	0	2	2	0
Lyon County	Walker River Justice Court	<b>New Filings (cases)</b>	<b>118</b>	<b>18</b>	<b>369</b>	<b>505</b>	<b>1,239</b>	
		Reopened (cases)	1	0	0	1	0	
		Charges	163	31	578	772	1,747	
		<b>Grand Total Dispositions</b>	<b>111</b>	<b>17</b>	<b>334</b>	<b>462</b>	<b>1,098</b>	
		Total Non-Trial Dispositions	111	17	330	458	1,093	
		Total Trial Dispositions	0	0	4	4	5	

<sup>a</sup> Totals reflect aggregate information from the Nevada Justice Courts. Information contained herein may reflect non-standard reporting and is noted by subsequent footnotes. Case types determined by the USJR charge hierarchy defined in the Nevada Courts Statistical Reporting Dictionary. Civil Infraction reporting began January 2023.

<sup>b</sup> Carson City is a consolidated municipality and the justice court includes municipal court information. Statistics are reported in the justice court tables only.

Source: Uniform System for Judicial Records, Nevada AOC, Research and Statistics Unit.

Table B5-1. Criminal Caseload Processed by Justice Courts in Nevada, Fiscal Year 2023.

Justice Court, Criminal Caseload, Aggregate (2 of 4)				Felony, Total	Gross Misdemeanor, Total	Misdemeanor (Non-Traffic), Total	Criminal Case Totals	Traffic, Infraction, and Parking Totals
4th Judicial District	Elko County	Carlin Justice Court	New Filings (cases)	0	1	67	68	493
			Reopened (cases)	0	0	0	0	0
			Charges	0	1	93	94	596
			Grand Total Dispositions	0	0	65	65	509
			Total Non-Trial Dispositions	0	0	65	65	508
			Total Trial Dispositions	0	0	0	0	1
		Eastline Justice Court	New Filings (cases)	0	0	104	104	280
			Reopened (cases)	0	0	24	24	4
			Charges	0	0	147	147	362
			Grand Total Dispositions	0	0	100	100	369 <sup>c</sup>
			Total Non-Trial Dispositions	0	0	99	99	368
			Total Trial Dispositions	0	0	1	1	1
		Elko Justice Court	New Filings (cases)	504	61	594	1,159	3,407
			Reopened (cases)	36	4	122	162	114
			Charges	1,158	175	909	2,242	4,338
			Grand Total Dispositions	502	66	760	1,328	3,588
Total Non-Trial Dispositions	502		66	745	1,313	3,576		
Total Trial Dispositions	0		0	15	15	12		
Wells Justice Court	New Filings (cases)	0	1	98	99	2,712		
	Reopened (cases)	0	0	1	1	2		
	Charges	0	1	123	124	3,005		
	Grand Total Dispositions	0	0	100	100	2,468		
	Total Non-Trial Dispositions	0	0	98	98	2,459		
	Total Trial Dispositions	0	0	2	2	9		
5th Judicial District	Esmeralda County	Esmeralda Justice Court	New Filings (cases)	18	0	14	32	1,924
			Reopened (cases)	0	0	0	0	1
			Charges	52	0	22	74	2,109
			Grand Total Dispositions	6	0	0	6	2,279 <sup>c</sup>
			Total Non-Trial Dispositions	6	0	0	6	2,267
			Total Trial Dispositions	0	0	0	0	12
	Nye County	Beatty Justice Court	New Filings (cases)	35	17	83	135	1,504
			Reopened (cases)	0	0	0	0	0
			Charges	52	21	87	160	1,758
			Grand Total Dispositions	25	8	54	87	1,354
			Total Non-Trial Dispositions	25	8	54	87	1,352
			Total Trial Dispositions	0	0	0	0	2
		Pahrump Justice Court	New Filings (cases)	598	148	776	1,522	3,998
			Reopened (cases)	46	8	80	134	56
			Charges	858	245	1,053	2,156	4,909
			Grand Total Dispositions	703	158	909	1,770	3,370
Total Non-Trial Dispositions	703	158	900	1,761	3,364			
Total Trial Dispositions	0	0	9	9	6			
Tonopah Justice Court	New Filings (cases)	62	19	88	169	1,897		
	Reopened (cases)	3	1	0	4	2		
	Charges	98	31	95	224	2,311		
	Grand Total Dispositions	35	10	87	132	1,640		
Total Non-Trial Dispositions	35	10	87	132	1,639			
Total Trial Dispositions	0	0	0	0	1			
6th Judicial District	Humboldt County	Union Justice Court	New Filings (cases)	177	25	360	562	2,643
			Reopened (cases)	4	0	0	4	1
			Charges	354	45	479	878	3,061
			Grand Total Dispositions	199	20	350	569	2,510
			Total Non-Trial Dispositions	199	20	343	562	2,502
			Total Trial Dispositions	0	0	7	7	8

Includes administrative case closures.

Source: Uniform System for Judicial Records, Nevada AOC, Research and Statistics Unit.

Table B5-1. Criminal Caseload Processed by Justice Courts in Nevada, Fiscal Year 2023.

Justice Court, Criminal Caseload, Aggregate (3 of 4)				Felony, Total	Gross Misdemeanor, Total	Misdemeanor (Non-Traffic), Total	Criminal Case Totals	Traffic, Infraction, and Parking Totals	
7th Judicial District	Eureka County	Eureka Justice Court	New Filings (cases)	13	1	37	51	668	
			Reopened (cases)	0	0	0	0	0	
			Charges	22	5	82	109	778	
			Grand Total Dispositions	12	1	39	52	1,061 <sup>c</sup>	
			Total Non-Trial Dispositions	12	1	35	48	1,058	
	Total Trial Dispositions	0	0	4	4	3			
	Lincoln County	Meadow Valley Justice Court	New Filings (cases)	30	8	25	63	635	
			Reopened (cases)	0	0	2	2	0	
			Charges	44	19	58	121	694	
			Grand Total Dispositions	28	6	19	53	628	
			Total Non-Trial Dispositions	28	6	17	51	626	
	Total Trial Dispositions	0	0	2	2	2			
	Lincoln County	Pahrnagat Valley Justice Court	New Filings (cases)	13	0	28	41	1,951	
			Reopened (cases)	0	0	0	0	3	
			Charges	52	2	45	99	2,149	
Grand Total Dispositions			13	0	20	33	2,042 <sup>c</sup>		
Total Non-Trial Dispositions			13	0	20	33	2,042		
Total Trial Dispositions	0	0	0	0	0				
White Pine County	Ely Justice Court	New Filings (cases)	143	20	107	270	1,196		
		Reopened (cases)	8	1	0	9	0		
		Charges	226	34	139	399	1,331		
		Grand Total Dispositions	191	18	103	312	1,035		
		Total Non-Trial Dispositions	191	18	100	309	1,025		
Total Trial Dispositions	0	0	3	3	10				
8th Judicial District	Clark County	Boulder Justice Court	New Filings (cases)	64	10	46	120	1,147	
			Reopened (cases)	1	0	0	1	5	
			Charges	122	19	68	209	1,271	
			Grand Total Dispositions	41	5	58	104	1,792 <sup>c</sup>	
			Total Non-Trial Dispositions	41	5	58	104	1,789	
		Total Trial Dispositions	0	0	0	0	3		
		Clark County	Bunkerville Justice Court	New Filings (cases)	4	2	9	15	636
				Reopened (cases)	0	0	0	0	0
				Charges	6	4	14	24	700
				Grand Total Dispositions <sup>c</sup>	4	0	60	64 <sup>c</sup>	1,766 <sup>c</sup>
				Total Non-Trial Dispositions	4	0	60	64	1,755
		Total Trial Dispositions	0	0	0	0	11		
		Clark County	Goodsprings Justice Court	New Filings (cases)	75	5	232	312	7,114
				Reopened (cases)	2	0	1	3	25
				Charges	140	7	304	451	8,032
	Grand Total Dispositions <sup>c</sup>			73	5	517	595 <sup>c</sup>	16,509 <sup>c</sup>	
	Total Non-Trial Dispositions			73	5	516	594	16,506	
	Total Trial Dispositions	0	0	1	1	3			
	Clark County	Henderson Justice Court	New Filings (cases)	1,352	233	345	1,930	2,537	
			Reopened (cases)	22	2	2	26	6	
			Charges	3,063	678	828	4,569	3,266	
			Grand Total Dispositions	1,249	218	389	1,856	2,267	
			Total Non-Trial Dispositions	1,249	218	389	1,856	2,266	
	Total Trial Dispositions	0	0	0	0	1			
	Clark County	Las Vegas Justice Court	New Filings (cases)	17,626	2,826	22,835	43,287	125,725 <sup>d</sup>	
			Reopened (cases)	902	335	914	2,151	0 <sup>f</sup>	
			Charges	39,487	5,756	31,896	77,139	125,725 <sup>g</sup>	
Grand Total Dispositions			16,913	2,569	18,679	38,161	48,835 <sup>e</sup>		
Total Non-Trial Dispositions			16,909	2,567	18,628	38,104	48,835		
Total Trial Dispositions	4	2	51	57	0				
Clark County	Laughlin Justice Court	New Filings (cases)	133	29	330	492	4,291		
		Reopened (cases)	1	0	0	1	1		
		Charges	251	74	427	752	4,846		
		Grand Total Dispositions <sup>c</sup>	123	19	516	658 <sup>c</sup>	4,282 <sup>c</sup>		
		Total Non-Trial Dispositions	123	19	516	658	4,282		
Total Trial Dispositions	0	0	0	0	0				
Clark County	Mesquite Justice Court	New Filings (cases)	192	20	3	215	3		
		Reopened (cases)	0	0	0	0	0		
		Charges	446	48	52	546	12		
		Grand Total Dispositions	209	27	3	239	6 <sup>c</sup>		
		Total Non-Trial Dispositions	209	27	3	239	6		
Total Trial Dispositions	0	0	0	0	0				

<sup>c</sup> Includes administrative case closures.

<sup>d</sup> Includes juvenile traffic cases for July-December 2022.

<sup>e</sup> Estimated.

<sup>f</sup> Reopened (cases) not reported or under-reported.

<sup>g</sup> Charges not reported; the reported magnitude is the number of reported cases.

Source: Uniform System for Judicial Records, Nevada AOC, Research and Statistics Unit.

Table B5-1. Criminal Caseload Processed by Justice Courts in Nevada, Fiscal Year 2023.

Justice Court, Criminal Caseload, Aggregate (4 of 4)				Felony, Total	Gross Misdemeanor, Total	Misdemeanor (Non-Traffic), Total	Criminal Case Totals	Traffic, Infraction, and Parking Totals
8th Judicial District Cont.	Clark County Cont.	Moapa Justice Court	New Filings (cases)	20	2	55	77	1,444
			Reopened (cases)	0	0	0	0	3
			Charges	36	5	77	118	1,680
			Grand Total Dispositions	13	1	59	73	1,554
			Total Non-Trial Dispositions	13	1	58	72	1,552
			Total Trial Dispositions	0	0	1	1	2
		Moapa Valley Justice Court	New Filings (cases)	21	3	94	118	1,251
			Reopened (cases)	1	0	0	1	2
			Charges	51	6	145	202	1,390
			Grand Total Dispositions	20	1	105	126	1,202
			Total Non-Trial Dispositions	20	1	103	124	1,197
			Total Trial Dispositions	0	0	2	2	5
		North Las Vegas Justice Court	New Filings (cases)	1,807	390	348	2,545	564
			Reopened (cases)	3	0	0	3	0
			Charges	3,746	787	893	5,426	1,113
			Grand Total Dispositions	1,744	332	346	2,422	727 <sup>c</sup>
Total Non-Trial Dispositions	1,744		332	343	2,419	727		
Total Trial Dispositions	0		0	3	3	0		
Searchlight Justice Court	New Filings (cases)	18	2	58	78	4,341		
	Reopened (cases)	0	0	0	0	3		
	Charges	33	4	76	113	4,730		
	Grand Total Dispositions <sup>c</sup>	17	1	100	118 <sup>c</sup>	6,182 <sup>c</sup>		
	Total Non-Trial Dispositions	17	1	96	114	6,114		
	Total Trial Dispositions	0	0	4	4	68		
9th Judicial District	Douglas County	East Fork Justice Court	New Filings (cases)	192	36	581	809	3,033
			Reopened (cases)	23	4	57	84	14
			Charges	333	63	863	1,259	3,828
			Grand Total Dispositions	152	22	468	642	2,596
			Total Non-Trial Dispositions	151	22	448	621	2,577
			Total Trial Dispositions	1	0	20	21	19
		Tahoe Justice Court	New Filings (cases)	93	18	411	522	1,333
			Reopened (cases)	9	0	3	12	2
			Charges	182	28	526	736	1,590
			Grand Total Dispositions	80	11	360	451	1,218
Total Non-Trial Dispositions	80	11	344	435	1,216			
Total Trial Dispositions	0	0	16	16	2			
10th Judicial District	Churchill County	New River Justice Court	New Filings (cases)	282	58	385	725	2,991
			Reopened (cases)	14	2	3	19	1
			Charges	453	99	491	1,043	3,795
			Grand Total Dispositions	292	57	443	792	2,758
			Total Non-Trial Dispositions	292	57	438	787	2,746
			Total Trial Dispositions	0	0	5	5	12
11th Judicial District	Lander County	Argenta Justice Court	New Filings (cases)	39	10	109	158	639
			Reopened (cases)	1	1	0	2	1
			Charges	56	19	148	223	733
			Grand Total Dispositions	32	9	98	139	513
			Total Non-Trial Dispositions	32	9	95	136	513
			Total Trial Dispositions	0	0	3	3	0
		Austin Justice Court	New Filings (cases)	1	1	6	8	594
			Reopened (cases)	0	0	0	0	0
	Charges	1	1	7	9	697		
	Grand Total Dispositions <sup>c</sup>	0	0	109	109 <sup>c</sup>	445		
	Total Non-Trial Dispositions	0	0	109	109	445		
	Total Trial Dispositions	0	0	0	0	0		
	Mineral County	Hawthorne Justice Court	New Filings (cases)	107	10	91	208	1,488
			Reopened (cases)	14	0	3	17	5
Charges			270	36	217	523	1,793	
Grand Total Dispositions			32	2	8	42	766	
Total Non-Trial Dispositions			32	2	8	42	766	
Total Trial Dispositions			0	0	0	0	0	
Pershing County	Lake Justice Court	New Filings (cases)	81	6	179	266	266	
		Reopened (cases)	0	0	0	0	0	
		Charges	144	18	227	389	350	
		Grand Total Dispositions	64	5	117	186	225	
		Total Non-Trial Dispositions	64	5	117	186	223	
		Total Trial Dispositions	0	0	0	0	2	

Includes administrative case closures.

Source: Uniform System for Judicial Records, Nevada AOC, Research and Statistics Unit.



Justice Court, Criminal Caseload, Felony (1 of 6)			Crimes Against Persons, Felony	Domestic Violence, Felony	Older/Vulnerable Persons Abuse, Felony	Child Abuse & Neglect, Felony	Protection Order Violation, Felony	Crimes Against Property, Felony	Drugs, Felony	Weapons, Felony	Public Order, Felony	Motor Vehicle - DUI, Felony	Motor Vehicle - Reckless, Felony	Motor Vehicle - Other, Felony	Other, Felony
<b>Totals<sup>a</sup></b>	Nevada Justice Courts	New Filings (cases)	6,380	2,897	125	1,173	68	9,297	4,840	1,752	269	520	42	265	439
		Reopened (cases)	382	264	7	116	0	610	537	88	3	23	0	22	21
		Charges	12,290	4,659	195	2,322	105	22,950	8,883	4,820	545	636	142	666	656
		Grand Total Dispositions	6,567	2,753	127	1,077	62	9,114	5,367	1,751	286	487	31	271	442
		Total Non-Trial Dispositions	6,565	2,753	127	1,077	62	9,112	5,367	1,751	286	487	31	270	442
		Total Trial Dispositions	2	0	0	0	0	2	0	0	0	0	0	0	1
1st Judicial District	Carson City Justice Court <sup>b</sup>	New Filings (cases)	116	12	1	33	2	185	380	11	0	14	1	9	19
		Reopened (cases)	4	0	0	1	0	2	6	1	0	0	0	0	0
		Charges	161	17	1	59	2	374	597	92	3	17	1	17	25
		Grand Total Dispositions	104	9	3	24	4	123	229	8	1	7	1	6	12
		Total Non-Trial Dispositions	104	9	3	24	4	123	229	8	1	7	1	6	12
	Total Trial Dispositions	0	0	0	0	0	0	0	0	0	0	0	0	0	
	Storey County Justice Court	New Filings (cases)	4	1	0	0	0	14	12	3	0	3	3	2	0
		Reopened (cases)	0	0	0	0	0	0	0	0	0	0	0	0	0
		Charges	5	1	0	0	0	17	13	3	0	4	4	3	0
		Grand Total Dispositions	7	0	0	0	1	4	8	0	0	3	0	0	0
Total Non-Trial Dispositions		7	0	0	0	1	4	8	0	0	3	0	0	0	
Total Trial Dispositions	0	0	0	0	0	0	0	0	0	0	0	0	0		
2nd Judicial District	Incline Village Justice Court	New Filings (cases)	8	1	0	1	0	10	4	0	0	3	0	0	0
		Reopened (cases)	1	0	0	0	0	2	2	0	0	1	0	0	0
		Charges	11	1	0	1	0	26	8	0	0	3	0	0	0
		Grand Total Dispositions	7	0	0	1	0	9	11	0	0	2	0	0	0
		Total Non-Trial Dispositions	7	0	0	1	0	9	11	0	0	2	0	0	0
	Total Trial Dispositions	0	0	0	0	0	0	0	0	0	0	0	0	0	
	Reno Justice Court	New Filings (cases)	578	97	4	78	3	589	628	99	12	65	2	29	52
		Reopened (cases)	132	78	1	47	0	120	204	12	0	4	0	3	1
		Charges	835	137	4	130	3	985	1,078	266	38	70	4	58	77
		Grand Total Dispositions	759	170	8	165	3	847	911	88	9	78	1	43	71
		Total Non-Trial Dispositions	759	170	8	165	3	847	911	88	9	78	1	43	71
	Total Trial Dispositions	0	0	0	0	0	0	0	0	0	0	0	0	0	
	Sparks Justice Court	New Filings (cases)	160	49	1	37	2	287	352	43	2	25	2	18	7
		Reopened (cases)	64	41	0	18	0	75	121	21	1	6	0	4	1
		Charges	238	66	2	61	3	449	502	142	6	25	9	35	16
		Grand Total Dispositions	273	88	1	63	2	445	496	65	2	33	0	24	22
		Total Non-Trial Dispositions	273	88	1	63	2	445	496	65	2	33	0	24	22
Total Trial Dispositions	0	0	0	0	0	0	0	0	0	0	0	0	0		
Wadsworth Justice Court	New Filings (cases)	0	0	0	0	0	0	0	0	0	0	0	0	0	
	Reopened (cases)	0	0	0	0	0	0	0	0	0	0	0	0	0	
	Charges	0	0	0	0	0	0	0	0	0	0	0	0	0	
	Grand Total Dispositions	0	0	0	0	0	0	0	0	0	0	0	0	0	
	Total Non-Trial Dispositions	0	0	0	0	0	0	0	0	0	0	0	0	0	
Total Trial Dispositions	0	0	0	0	0	0	0	0	0	0	0	0	0		

<sup>a</sup> Totals reflect aggregate information from the Nevada Justice Courts. Information contained herein may reflect non-standard reporting and is noted by subsequent footnotes. Case types determined by the USJR charge hierarchy defined in the Nevada Courts Statistical Reporting Dictionary.

<sup>b</sup> Carson City is a consolidated municipality and the justice court includes municipal court information. Statistics are reported in the justice court tables only.

Source: Uniform System for Judicial Records, Nevada AOC, Research and Statistics Unit.

Justice Court, Criminal Caseload, Felony (2 of 6)				Crimes Against Persons, Felony	Domestic Violence, Felony	Older/Vulnerable Persons Abuse, Felony	Child Abuse & Neglect, Felony	Protection Order Violation, Felony	Crimes Against Property, Felony	Drugs, Felony	Weapons, Felony	Public Order, Felony	Motor Vehicle - DUI, Felony	Motor Vehicle - Reckless, Felony	Motor Vehicle - Other, Felony	Other, Felony	
3rd Judicial District	Lyon County	Canal Justice Court	New Filings (cases)	13	0	1	0	1	36	49	7	0	4	0	4	0	
			Reopened (cases)	4	0	0	0	0	2	1	0	0	0	0	0	0	0
			Charges	18	0	1	0	2	47	58	17	0	4	0	10	1	
			Grand Total Dispositions	26	1	1	1	0	38	52	4	0	4	1	7	1	
			Total Non-Trial Dispositions	26	1	1	1	0	38	52	4	0	4	1	7	1	
		Total Trial Dispositions	0	0	0	0	0	0	0	0	0	0	0	0	0		
		Dayton Justice Court	New Filings (cases)	8	0	0	5	1	19	23	0	0	2	0	3	0	
			Reopened (cases)	0	0	0	0	0	0	0	1	0	0	0	0		
			Charges	11	0	0	6	4	34	34	6	0	5	0	6	1	
	Grand Total Dispositions		13	1	0	2	2	16	24	2	0	2	0	3	0		
	Total Non-Trial Dispositions	13	1	0	2	2	16	24	2	0	2	0	3	0			
	Total Trial Dispositions	0	0	0	0	0	0	0	0	0	0	0	0	0			
	Walker River Justice Court	New Filings (cases)	23	7	0	4	0	37	38	3	0	2	0	2	2		
		Reopened (cases)	0	0	0	0	0	1	0	0	0	0	0	0			
		Charges	27	7	0	4	0	54	53	9	0	2	0	5	2		
Grand Total Dispositions		23	4	0	3	1	31	41	4	0	0	0	3	1			
Total Non-Trial Dispositions		23	4	0	3	1	31	41	4	0	0	0	3	1			
Total Trial Dispositions	0	0	0	0	0	0	0	0	0	0	0	0	0				
4th Judicial District	Elko County	Carlin Justice Court	New Filings (cases)	0	0	0	0	0	0	0	0	0	0	0	0	0	
			Reopened (cases)	0	0	0	0	0	0	0	0	0	0	0	0		
			Charges	0	0	0	0	0	0	0	0	0	0	0	0		
			Grand Total Dispositions	0	0	0	0	0	0	0	0	0	0	0	0		
			Total Non-Trial Dispositions	0	0	0	0	0	0	0	0	0	0	0	0		
		Total Trial Dispositions	0	0	0	0	0	0	0	0	0	0	0	0			
		Eastline Justice Court	New Filings (cases)	0	0	0	0	0	0	0	0	0	0	0	0	0	
			Reopened (cases)	0	0	0	0	0	0	0	0	0	0	0	0		
			Charges	0	0	0	0	0	0	0	0	0	0	0	0		
			Grand Total Dispositions	0	0	0	0	0	0	0	0	0	0	0	0		
			Total Non-Trial Dispositions	0	0	0	0	0	0	0	0	0	0	0	0		
		Total Trial Dispositions	0	0	0	0	0	0	0	0	0	0	0	0			
	Elko Justice Court	New Filings (cases)	85	12	1	25	1	161	166	22	6	9	3	2	11		
		Reopened (cases)	11	1	0	3	0	12	7	0	0	1	0	0	1		
		Charges	149	20	1	59	1	357	415	97	11	9	7	6	26		
		Grand Total Dispositions	74	10	2	20	2	156	187	20	6	5	4	2	14		
		Total Non-Trial Dispositions	74	10	2	20	2	156	187	20	6	5	4	2	14		
		Total Trial Dispositions	0	0	0	0	0	0	0	0	0	0	0	0	0		
Wells Justice Court		New Filings (cases)	0	0	0	0	0	0	0	0	0	0	0	0	0		
		Reopened (cases)	0	0	0	0	0	0	0	0	0	0	0	0			
	Charges	0	0	0	0	0	0	0	0	0	0	0	0				
	Grand Total Dispositions	0	0	0	0	0	0	0	0	0	0	0	0				
	Total Non-Trial Dispositions	0	0	0	0	0	0	0	0	0	0	0	0				
Total Trial Dispositions	0	0	0	0	0	0	0	0	0	0	0	0					

Source: Uniform System for Judicial Records, Nevada AOC, Research and Statistics Unit.

Justice Court, Criminal Caseload, Felony (3 of 6)				Crimes Against Persons, Felony	Domestic Violence, Felony	Older/Vulnerable Persons Abuse, Felony	Child Abuse & Neglect, Felony	Protection Order Violation, Felony	Crimes Against Property, Felony	Drugs, Felony	Weapons, Felony	Public Order, Felony	Motor Vehicle - DUI, Felony	Motor Vehicle - Reckless, Felony	Motor Vehicle - Other, Felony	Other, Felony	
5th Judicial District	Esmeralda County	Esmeralda Justice Court	New Filings (cases)	3	0	0	4	1	2	7	0	0	0	0	0	1	
			Reopened (cases)	0	0	0	0	0	0	0	0	0	0	0	0	0	0
			Charges	7	0	0	16	3	8	17	0	0	0	0	0	0	1
			Grand Total Dispositions	1	0	0	1	0	0	3	0	1	0	0	0	0	0
			Total Non-Trial Dispositions	1	0	0	1	0	0	3	0	1	0	0	0	0	0
			Total Trial Dispositions	0	0	0	0	0	0	0	0	0	0	0	0	0	0
	Nye County	Beatty Justice Court	New Filings (cases)	7	0	0	5	1	8	7	2	0	1	0	0	4	
			Reopened (cases)	0	0	0	0	0	0	0	0	0	0	0	0	0	
			Charges	8	0	0	5	1	9	9	3	0	2	2	1	12	
			Grand Total Dispositions	7	0	0	0	0	8	9	1	0	0	0	0	0	
			Total Non-Trial Dispositions	7	0	0	0	0	8	9	1	0	0	0	0	0	
		Total Trial Dispositions	0	0	0	0	0	0	0	0	0	0	0	0	0		
		Pahrump Justice Court	New Filings (cases)	147	19	9	18	2	175	123	16	0	1	0	0	88	
			Reopened (cases)	8	3	3	0	0	8	17	0	0	0	0	0	7	
			Charges	183	21	13	39	3	241	187	57	0	1	0	0	113	
			Grand Total Dispositions	170	23	10	25	4	213	143	20	0	4	0	0	91	
Total Non-Trial Dispositions	170		23	10	25	4	213	143	20	0	4	0	0	91			
Total Trial Dispositions	0	0	0	0	0	0	0	0	0	0	0	0	0				
Tonopah Justice Court	New Filings (cases)	21	0	0	3	0	18	13	2	0	2	0	0	3			
	Reopened (cases)	2	0	0	0	0	1	0	0	0	0	0	0	0			
	Charges	29	1	1	4	0	31	18	5	0	3	1	2	3			
	Grand Total Dispositions	17	0	0	2	0	7	3	1	0	1	0	0	4			
	Total Non-Trial Dispositions	17	0	0	2	0	7	3	1	0	1	0	0	4			
Total Trial Dispositions	0	0	0	0	0	0	0	0	0	0	0	0	0				
6th Judicial District	Humboldt County	Union Justice Court	New Filings (cases)	34	6	2	3	0	59	58	4	0	0	0	7	4	
			Reopened (cases)	0	0	0	0	0	4	0	0	0	0	0	0		
			Charges	46	6	3	4	1	141	107	22	0	2	0	14	8	
			Grand Total Dispositions	34	4	1	2	2	60	78	5	0	1	0	7	5	
			Total Non-Trial Dispositions	34	4	1	2	2	60	78	5	0	1	0	7	5	
Total Trial Dispositions	0	0	0	0	0	0	0	0	0	0	0	0	0				
7th Judicial District	Eureka County	Eureka Justice Court	New Filings (cases)	5	1	0	0	0	2	1	1	0	2	0	1	0	
			Reopened (cases)	0	0	0	0	0	0	0	0	0	0	0	0	0	
			Charges	9	2	0	3	0	3	1	1	0	2	0	1	0	
			Grand Total Dispositions	5	1	0	1	0	2	2	1	0	0	0	0	0	
			Total Non-Trial Dispositions	5	1	0	1	0	2	2	1	0	0	0	0	0	
Total Trial Dispositions	0	0	0	0	0	0	0	0	0	0	0	0	0				

Source: Uniform System for Judicial Records, Nevada AOC, Research and Statistics Unit.

Justice Court, Criminal Caseload, Felony (4 of 6)				Crimes Against Persons, Felony	Domestic Violence, Felony	Older/Vulnerable Persons Abuse, Felony	Child Abuse & Neglect, Felony	Protection Order Violation, Felony	Crimes Against Property, Felony	Drugs, Felony	Weapons, Felony	Public Order, Felony	Motor Vehicle - DUI, Felony	Motor Vehicle - Reckless, Felony	Motor Vehicle - Other, Felony	Other, Felony	
7th Judicial District Cont.	Lincoln County	Meadow Valley Justice Court	New Filings (cases)	3	3	1	0	2	10	8	0	0	1	0	0	2	
			Reopened (cases)	0	0	0	0	0	0	0	0	0	0	0	0	0	0
			Charges	6	4	1	0	2	16	10	1	0	1	0	1	0	1
			Grand Total Dispositions	4	1	1	0	1	8	10	0	0	2	0	0	0	1
			Total Non-Trial Dispositions	4	1	1	0	1	8	10	0	0	2	0	0	0	1
			Total Trial Dispositions	0	0	0	0	0	0	0	0	0	0	0	0	0	0
			Total Dispositions	4	1	1	0	1	8	10	0	0	2	0	0	0	1
	Pahrangat Valley Justice Court	New Filings (cases)	1	0	0	0	0	5	6	1	0	0	0	0	0	0	
		Reopened (cases)	0	0	0	0	0	0	0	0	0	0	0	0	0	0	
		Charges	1	0	0	0	0	8	38	5	0	0	0	0	0	0	
		Grand Total Dispositions	0	0	0	0	0	5	4	2	0	1	0	1	0	0	
		Total Non-Trial Dispositions	0	0	0	0	0	5	4	2	0	1	0	1	0	0	
		Total Trial Dispositions	0	0	0	0	0	0	0	0	0	0	0	0	0	0	
		Total Dispositions	0	0	0	0	0	5	4	2	0	1	0	1	0	0	
White Pine County	Ely Justice Court	New Filings (cases)	20	11	2	7	1	20	70	6	0	0	2	0	2	2	
		Reopened (cases)	2	0	0	0	0	0	5	0	0	0	0	0	0	1	
		Charges	24	13	4	24	1	39	100	12	1	2	0	2	4	4	
		Grand Total Dispositions	28	12	0	10	1	28	89	6	0	2	1	3	11	11	
		Total Non-Trial Dispositions	28	12	0	10	1	28	89	6	0	2	1	3	11	11	
		Total Trial Dispositions	0	0	0	0	0	0	0	0	0	0	0	0	0	0	
		Total Dispositions	28	12	0	10	1	28	89	6	0	2	1	3	11	11	
8th Judicial District	Clark County	Boulder Justice Court	New Filings (cases)	10	4	0	1	1	30	11	4	0	3	0	0	0	
			Reopened (cases)	0	0	0	0	0	1	0	0	0	0	0	0	0	
			Charges	19	7	0	1	1	56	25	7	0	3	0	3	0	
			Grand Total Dispositions	7	0	0	0	1	21	5	4	0	2	0	0	1	
			Total Non-Trial Dispositions	7	0	0	0	1	21	5	4	0	2	0	0	1	
			Total Trial Dispositions	0	0	0	0	0	0	0	0	0	0	0	0	0	
		Bunkerville Justice Court	New Filings (cases)	0	1	0	0	0	2	0	0	0	0	0	0	1	0
			Reopened (cases)	0	0	0	0	0	0	0	0	0	0	0	0	0	
			Charges	0	1	0	0	0	4	0	0	0	0	0	1	0	
			Grand Total Dispositions <sup>c</sup>	0	1	0	1	0	1	0	0	0	0	0	0	1	
			Total Non-Trial Dispositions	0	1	0	1	0	1	0	0	0	0	0	0	1	
			Total Trial Dispositions	0	0	0	0	0	0	0	0	0	0	0	0	0	
	Goodsprings Justice Court	New Filings (cases)	2	4	0	3	1	25	27	7	0	3	1	2	0		
		Reopened (cases)	0	0	0	0	0	2	0	0	0	0	0	0			
		Charges	3	4	0	3	1	44	61	13	0	6	2	3			
		Grand Total Dispositions <sup>c</sup>	7	5	0	3	1	20	25	9	0	1	0	2			
		Total Non-Trial Dispositions	7	5	0	3	1	20	25	9	0	1	0	2			
		Total Trial Dispositions	0	0	0	0	0	0	0	0	0	0	0	0			
Henderson Justice Court	New Filings (cases)	316	233	20	71	3	539	92	29	0	29	3	12	5			
	Reopened (cases)	12	3	1	0	0	4	0	1	0	1	0	0				
	Charges	571	347	29	122	3	1,563	214	124	3	33	10	39				
	Grand Total Dispositions	322	191	21	52	4	471	110	37	0	24	2	10				
	Total Non-Trial Dispositions	322	191	21	52	4	471	110	37	0	24	2	10				
	Total Trial Dispositions	0	0	0	0	0	0	0	0	0	0	0	0				

Includes administrative case closures.

Source: Uniform System for Judicial Records, Nevada AOC, Research and Statistics Unit.

Justice Court, Criminal Caseload, Felony (5 of 6)			Crimes Against Persons, Felony	Domestic Violence, Felony	Older/Vulnerable Persons Abuse, Felony	Child Abuse & Neglect, Felony	Protection Order Violation, Felony	Crimes Against Property, Felony	Drugs, Felony	Weapons, Felony	Public Order, Felony	Motor Vehicle - DUI, Felony	Motor Vehicle - Reckless, Felony	Motor Vehicle - Other, Felony	Other, Felony		
8th Judicial District Cont.	Clark County Cont.	<b>Las Vegas Justice Court</b>	<b>New Filings (cases)</b>	<b>4,111</b>	<b>2,183</b>	<b>68</b>	<b>710</b>	<b>37</b>	<b>6,151</b>	<b>2,175</b>	<b>1,318</b>	<b>237</b>	<b>289</b>	<b>20</b>	<b>134</b>	<b>193</b>	
		Reopened (cases)	120	135	1	47	0	360	156	52	2	7	0	13	9		
		Charges	8,479	3,572	113	1,488	60	16,474	4,244	3,470	462	372	89	369	295		
		<b>Grand Total Dispositions</b>	<b>4,025</b>	<b>2,004</b>	<b>69</b>	<b>571</b>	<b>26</b>	<b>5,791</b>	<b>2,286</b>	<b>1,318</b>	<b>252</b>	<b>257</b>	<b>19</b>	<b>134</b>	<b>161</b>		
		Total Non-Trial Dispositions	4,024	2,004	69	571	26	5,789	2,286	1,318	252	257	19	133	161		
		Total Trial Dispositions	1	0	0	0	0	2	0	0	0	0	0	1	0		
		<b>Laughlin Justice Court</b>	<b>New Filings (cases)</b>	<b>34</b>	<b>12</b>	<b>0</b>	<b>8</b>	<b>1</b>	<b>61</b>	<b>10</b>	<b>5</b>	<b>1</b>	<b>0</b>	<b>0</b>	<b>0</b>	<b>0</b>	<b>1</b>
		Reopened (cases)	0	0	0	0	0	1	0	0	0	0	0	0	0	0	
		Charges	61	23	0	13	1	121	17	11	1	0	0	2	1		
		<b>Grand Total Dispositions<sup>c</sup></b>	<b>26</b>	<b>10</b>	<b>0</b>	<b>9</b>	<b>0</b>	<b>48</b>	<b>19</b>	<b>7</b>	<b>1</b>	<b>2</b>	<b>0</b>	<b>0</b>	<b>1</b>		
		Total Non-Trial Dispositions	26	10	0	9	0	48	19	7	1	2	0	0	1		
		Total Trial Dispositions	0	0	0	0	0	0	0	0	0	0	0	0	0		
		<b>Mesquite Justice Court</b>	<b>New Filings (cases)</b>	<b>25</b>	<b>9</b>	<b>4</b>	<b>8</b>	<b>0</b>	<b>96</b>	<b>38</b>	<b>1</b>	<b>3</b>	<b>0</b>	<b>0</b>	<b>2</b>	<b>6</b>	
		Reopened (cases)	0	0	0	0	0	0	0	0	0	0	0	0	0	0	
		Charges	53	18	5	21	0	222	85	27	3	0	0	6	6		
		<b>Grand Total Dispositions</b>	<b>30</b>	<b>9</b>	<b>3</b>	<b>6</b>	<b>2</b>	<b>98</b>	<b>47</b>	<b>3</b>	<b>1</b>	<b>4</b>	<b>0</b>	<b>1</b>	<b>5</b>		
		Total Non-Trial Dispositions	30	9	3	6	2	98	47	3	1	4	0	1	5		
		Total Trial Dispositions	0	0	0	0	0	0	0	0	0	0	0	0	0		
		<b>Moapa Justice Court</b>	<b>New Filings (cases)</b>	<b>3</b>	<b>0</b>	<b>0</b>	<b>0</b>	<b>0</b>	<b>4</b>	<b>7</b>	<b>2</b>	<b>0</b>	<b>1</b>	<b>1</b>	<b>2</b>	<b>0</b>	
		Reopened (cases)	0	0	0	0	0	0	0	0	0	0	0	0	0	0	
		Charges	8	0	0	0	0	8	13	2	0	2	1	2	0		
		<b>Grand Total Dispositions</b>	<b>3</b>	<b>1</b>	<b>0</b>	<b>0</b>	<b>0</b>	<b>1</b>	<b>6</b>	<b>1</b>	<b>0</b>	<b>1</b>	<b>0</b>	<b>0</b>	<b>0</b>		
		Total Non-Trial Dispositions	3	1	0	0	0	1	6	1	0	1	0	0	0		
		Total Trial Dispositions	0	0	0	0	0	0	0	0	0	0	0	0	0		
		<b>Moapa Valley Justice Court</b>	<b>New Filings (cases)</b>	<b>6</b>	<b>3</b>	<b>0</b>	<b>1</b>	<b>0</b>	<b>4</b>	<b>5</b>	<b>1</b>	<b>0</b>	<b>0</b>	<b>0</b>	<b>1</b>	<b>0</b>	
		Reopened (cases)	1	0	0	0	0	0	0	0	0	0	0	0	0	0	
		Charges	18	3	0	2	0	14	7	4	0	0	0	2	1		
		<b>Grand Total Dispositions</b>	<b>5</b>	<b>4</b>	<b>0</b>	<b>0</b>	<b>0</b>	<b>3</b>	<b>5</b>	<b>2</b>	<b>0</b>	<b>0</b>	<b>0</b>	<b>0</b>	<b>1</b>		
		Total Non-Trial Dispositions	5	4	0	0	0	3	5	2	0	0	0	0	1		
		Total Trial Dispositions	0	0	0	0	0	0	0	0	0	0	0	0	0		
		<b>North Las Vegas Justice Court</b>	<b>New Filings (cases)</b>	<b>467</b>	<b>209</b>	<b>6</b>	<b>116</b>	<b>6</b>	<b>527</b>	<b>265</b>	<b>138</b>	<b>6</b>	<b>29</b>	<b>3</b>	<b>16</b>	<b>19</b>	
		Reopened (cases)	1	0	0	0	0	2	0	0	0	0	0	0	0	0	
		Charges	1,060	358	11	192	11	1,130	497	359	12	35	9	50	22		
<b>Grand Total Dispositions</b>	<b>444</b>	<b>188</b>	<b>6</b>	<b>93</b>	<b>4</b>	<b>489</b>	<b>328</b>	<b>123</b>	<b>10</b>	<b>28</b>	<b>1</b>	<b>13</b>	<b>17</b>				
Total Non-Trial Dispositions	444	188	6	93	4	489	328	123	10	28	1	13	17				
Total Trial Dispositions	0	0	0	0	0	0	0	0	0	0	0	0	0				
<b>Searchlight Justice Court</b>	<b>New Filings (cases)</b>	<b>7</b>	<b>2</b>	<b>0</b>	<b>1</b>	<b>0</b>	<b>8</b>	<b>0</b>	<b>0</b>	<b>0</b>	<b>0</b>	<b>0</b>	<b>0</b>	<b>0</b>			
Reopened (cases)	0	0	0	0	0	0	0	0	0	0	0	0	0	0			
Charges	10	5	0	2	0	15	1	0	0	0	0	0	0				
<b>Grand Total Dispositions<sup>c</sup></b>	<b>6</b>	<b>2</b>	<b>0</b>	<b>0</b>	<b>0</b>	<b>7</b>	<b>1</b>	<b>1</b>	<b>0</b>	<b>0</b>	<b>0</b>	<b>0</b>	<b>0</b>				
Total Non-Trial Dispositions	6	2	0	0	0	7	1	1	0	0	0	0	0				
Total Trial Dispositions	0	0	0	0	0	0	0	0	0	0	0	0	0				

Includes administrative case closures.

Source: Uniform System for Judicial Records, Nevada AOC, Research and Statistics Unit.

Justice Court, Criminal Caseload, Felony (6 of 6)				Crimes Against Persons, Felony	Domestic Violence, Felony	Older/Vulnerable Persons Abuse, Felony	Child Abuse & Neglect, Felony	Protection Order Violation, Felony	Crimes Against Property, Felony	Drugs, Felony	Weapons, Felony	Public Order, Felony	Motor Vehicle - DUI, Felony	Motor Vehicle - Reckless, Felony	Motor Vehicle - Other, Felony	Other, Felony
9th Judicial District	Douglas County	East Fork Justice Court	New Filings (cases)	27	4	1	8	1	56	64	8	0	10	0	8	5
			Reopened (cases)	1	1	0	0	0	4	11	0	0	3	0	2	1
			Charges	40	6	1	21	1	83	130	23	1	10	0	9	8
			Grand Total Dispositions	17	3	0	1	0	47	59	7	0	7	1	6	4
			Total Non-Trial Dispositions	16	3	0	1	0	47	59	7	0	7	1	6	4
		Total Trial Dispositions	1	0	0	0	0	0	0	0	0	0	0	0	0	
		Tahoe Justice Court	New Filings (cases)	16	3	0	3	0	21	38	4	1	3	1	1	2
			Reopened (cases)	4	1	0	0	0	2	2	0	0	0	0	0	
			Charges	21	4	0	4	0	65	73	5	2	3	1	2	2
			Grand Total Dispositions	16	2	0	3	0	27	31	0	0	0	0	0	1
Total Non-Trial Dispositions	16		2	0	3	0	27	31	0	0	0	0	0	1		
Total Trial Dispositions	0	0	0	0	0	0	0	0	0	0	0	0	0			
10th Judicial District	Churchill County	New River Justice Court	New Filings (cases)	67	7	2	10	1	65	99	6	1	13	2	4	5
			Reopened (cases)	7	1	0	0	0	4	2	0	0	0	0	0	
			Charges	95	10	2	17	1	130	150	14	2	14	2	6	10
			Grand Total Dispositions	75	6	1	11	1	56	111	5	1	13	0	5	7
			Total Non-Trial Dispositions	75	6	1	11	1	56	111	5	1	13	0	5	7
Total Trial Dispositions	0	0	0	0	0	0	0	0	0	0	0	0	0			
11th Judicial District	Lander County	Argenta Justice Court	New Filings (cases)	8	0	0	1	0	10	14	2	0	1	0	0	3
			Reopened (cases)	0	0	0	0	0	0	1	0	0	0	0	0	
			Charges	9	0	0	4	0	17	14	3	0	3	0	3	3
			Grand Total Dispositions	5	0	0	2	0	8	9	3	0	1	0	0	4
			Total Non-Trial Dispositions	5	0	0	2	0	8	9	3	0	1	0	0	4
		Total Trial Dispositions	0	0	0	0	0	0	0	0	0	0	0	0	0	
		Austin Justice Court	New Filings (cases)	0	0	0	0	0	0	0	1	0	0	0	0	0
			Reopened (cases)	0	0	0	0	0	0	0	0	0	0	0	0	
			Charges	0	0	0	0	0	0	0	1	0	0	0	0	
			Grand Total Dispositions	0	0	0	0	0	0	0	0	0	0	0	0	
	Total Non-Trial Dispositions		0	0	0	0	0	0	0	0	0	0	0	0		
	Total Trial Dispositions	0	0	0	0	0	0	0	0	0	0	0	0			
	Mineral County	Hawthorne Justice Court	New Filings (cases)	26	1	2	4	0	40	26	2	0	1	0	3	2
			Reopened (cases)	8	0	1	0	0	3	2	0	0	0	0	0	
			Charges	31	2	2	5	0	128	72	15	0	1	0	6	8
Grand Total Dispositions			7	0	0	1	0	12	11	1	0	0	0	0		
Total Non-Trial Dispositions			7	0	0	1	0	12	11	1	0	0	0	0		
Total Trial Dispositions	0	0	0	0	0	0	0	0	0	0	0	0				
Pershing County	Lake Justice Court	New Filings (cases)	19	3	0	5	0	21	24	4	0	2	0	0	3	
		Reopened (cases)	0	0	0	0	0	0	0	0	0	0	0	0		
		Charges	44	3	1	12	0	37	35	4	0	2	0	2	4	
		Grand Total Dispositions	20	3	0	4	0	14	14	3	2	2	0	1	1	
		Total Non-Trial Dispositions	20	3	0	4	0	14	14	3	2	2	0	1	1	
Total Trial Dispositions	0	0	0	0	0	0	0	0	0	0	0	0				

Source: Uniform System for Judicial Records, Nevada AOC, Research and Statistics Unit.

Justice Court, Criminal Caseload, Gross Misdemeanor (1 of 6)			Crimes Against Persons, Gross Misdemeanor	Domestic Violence, Gross Misdemeanor	Older/Vulnerable Persons Abuse, Gross Misdemeanor	Child Abuse & Neglect, Gross Misdemeanor	Protection Order Violation, Gross Misdemeanor	Crimes Against Property, Gross Misdemeanor	Drugs, Gross Misdemeanor	Weapons, Gross Misdemeanor	Public Order, Gross Misdemeanor	Motor Vehicle - Other, Gross Misdemeanor	Other, Gross Misdemeanor
<b>Totals<sup>a</sup></b>	Nevada Justice Courts	<b>New Filings (cases)</b>	1,646	220	21	98	94	1,816	134	264	56	54	317
		<b>Reopened (cases)</b>	180	20	1	15	9	318	2	17	1	2	14
		<b>Charges</b>	2,694	464	39	167	141	3,971	255	1,052	105	66	675
		<b>Grand Total Dispositions</b>	1,600	217	14	107	95	1,876	69	252	36	40	293
		Total Non-Trial Dispositions	1,598	217	14	107	95	1,876	69	252	36	40	293
		Total Trial Dispositions	2	0	0	0	0	0	0	0	0	0	0
<b>1st Judicial District</b>	<b>Carson City Justice Court<sup>b</sup></b>	<b>New Filings (cases)</b>	41	1	0	12	7	29	7	6	0	1	15
		<b>Reopened (cases)</b>	0	0	0	0	1	0	0	0	0	0	0
		<b>Charges</b>	63	2	1	29	8	85	40	20	1	1	30
		<b>Grand Total Dispositions</b>	31	1	0	6	7	26	6	3	0	1	13
		Total Non-Trial Dispositions	31	1	0	6	7	26	6	3	0	1	13
	Total Trial Dispositions	0	0	0	0	0	0	0	0	0	0	0	
	<b>Storey County Justice Court</b>	<b>New Filings (cases)</b>	3	0	0	3	1	9	0	1	0	2	3
		<b>Reopened (cases)</b>	0	0	0	0	0	0	0	0	0	0	0
		<b>Charges</b>	3	0	0	4	2	11	0	3	0	2	3
		<b>Grand Total Dispositions</b>	3	0	0	4	0	1	1	3	0	1	4
Total Non-Trial Dispositions		3	0	0	4	0	1	1	3	0	1	4	
Total Trial Dispositions	0	0	0	0	0	0	0	0	0	0	0		
<b>2nd Judicial District</b>	<b>Incline Village Justice Court</b>	<b>New Filings (cases)</b>	1	0	0	0	0	0	0	0	1	0	1
		<b>Reopened (cases)</b>	2	0	0	0	0	0	0	0	0	0	0
		<b>Charges</b>	1	1	0	0	0	3	0	0	1	0	2
		<b>Grand Total Dispositions</b>	3	0	0	2	0	0	0	0	0	0	1
		Total Non-Trial Dispositions	3	0	0	2	0	0	0	0	0	0	1
	Total Trial Dispositions	0	0	0	0	0	0	0	0	0	0	0	
	<b>Reno Justice Court</b>	<b>New Filings (cases)</b>	157	10	0	14	7	132	4	25	2	7	22
		<b>Reopened (cases)</b>	45	6	0	7	0	73	1	2	0	0	2
		<b>Charges</b>	242	17	0	17	10	246	14	72	3	7	41
		<b>Grand Total Dispositions</b>	213	19	1	23	8	247	7	22	3	10	29
		Total Non-Trial Dispositions	213	19	1	23	8	247	7	22	3	10	29
	Total Trial Dispositions	0	0	0	0	0	0	0	0	0	0	0	
	<b>Sparks Justice Court</b>	<b>New Filings (cases)</b>	44	8	0	9	10	69	5	13	0	2	15
		<b>Reopened (cases)</b>	22	5	0	8	2	38	0	3	0	2	1
		<b>Charges</b>	71	13	0	14	10	133	13	32	0	2	28
		<b>Grand Total Dispositions</b>	89	13	0	15	10	99	7	9	0	4	19
		Total Non-Trial Dispositions	89	13	0	15	10	99	7	9	0	4	19
Total Trial Dispositions	0	0	0	0	0	0	0	0	0	0	0		
<b>Wadsworth Justice Court</b>	<b>New Filings (cases)</b>	0	0	0	0	0	0	0	0	0	0	0	
	<b>Reopened (cases)</b>	0	0	0	0	0	0	0	0	0	0	0	
	<b>Charges</b>	0	0	0	0	0	0	0	0	0	0	0	
	<b>Grand Total Dispositions</b>	0	0	0	0	0	0	0	0	0	0	0	
	Total Non-Trial Dispositions	0	0	0	0	0	0	0	0	0	0	0	
Total Trial Dispositions	0	0	0	0	0	0	0	0	0	0	0		

<sup>a</sup> Totals reflect aggregate information from the Nevada Justice Courts. Information contained herein may reflect non-standard reporting and is noted by subsequent footnotes. Case types determined by the USJR charge hierarchy defined in the Nevada Courts Statistical Reporting Dictionary.

<sup>b</sup> Carson City is a consolidated municipality and the justice court includes municipal court information. Statistics are reported in the justice court tables only.

Source: Uniform System for Judicial Records, Nevada AOC, Research and Statistics Unit.

Justice Court, Criminal Caseload, Gross Misdemeanor (2 of 6)				Crimes Against Persons, Gross Misdemeanor	Domestic Violence, Gross Misdemeanor	Older/Vulnerable Persons Abuse, Gross Misdemeanor	Child Abuse & Neglect, Gross Misdemeanor	Protection Order Violation, Gross Misdemeanor	Crimes Against Property, Gross Misdemeanor	Drugs, Gross Misdemeanor	Weapons, Gross Misdemeanor	Public Order, Gross Misdemeanor	Motor Vehicle - Other, Gross Misdemeanor	Other, Gross Misdemeanor	
3rd Judicial District	Lyon County	Canal Justice Court	New Filings (cases)	10	0	0	4	3	4	0	2	0	0	1	
			Reopened (cases)	0	0	0	0	1	0	0	0	0	0	0	0
			Charges	12	1	0	4	3	7	3	7	0	0	0	2
			Grand Total Dispositions	10	1	0	1	4	8	1	0	0	0	0	2
			Total Non-Trial Dispositions	10	1	0	1	4	8	1	0	0	0	0	2
			Total Trial Dispositions	0	0	0	0	0	0	0	0	0	0	0	0
		Dayton Justice Court	New Filings (cases)	2	0	0	1	7	3	0	3	0	0	0	1
			Reopened (cases)	0	0	0	0	0	0	0	0	0	0	0	0
			Charges	4	0	0	1	10	3	0	6	1	0	0	2
			Grand Total Dispositions	4	0	0	1	4	7	0	4	0	0	0	0
			Total Non-Trial Dispositions	4	0	0	1	4	7	0	4	0	0	0	0
			Total Trial Dispositions	0	0	0	0	0	0	0	0	0	0	0	0
	Walker River Justice Court	New Filings (cases)	1	0	2	1	4	9	0	0	0	0	0	1	
		Reopened (cases)	0	0	0	0	0	0	0	0	0	0	0	0	
		Charges	4	0	2	3	4	15	0	1	0	0	0	2	
Grand Total Dispositions		1	0	2	1	3	10	0	0	0	0	0	0		
Total Non-Trial Dispositions		1	0	2	1	3	10	0	0	0	0	0	0		
Total Trial Dispositions		0	0	0	0	0	0	0	0	0	0	0	0		
4th Judicial District	Elko County	Carlin Justice Court	New Filings (cases)	0	0	0	0	0	1	0	0	0	0	0	
			Reopened (cases)	0	0	0	0	0	0	0	0	0	0	0	0
			Charges	0	0	0	0	0	1	0	0	0	0	0	0
			Grand Total Dispositions	0	0	0	0	0	0	0	0	0	0	0	0
			Total Non-Trial Dispositions	0	0	0	0	0	0	0	0	0	0	0	0
			Total Trial Dispositions	0	0	0	0	0	0	0	0	0	0	0	0
		Eastline Justice Court	New Filings (cases)	0	0	0	0	0	0	0	0	0	0	0	0
			Reopened (cases)	0	0	0	0	0	0	0	0	0	0	0	0
			Charges	0	0	0	0	0	0	0	0	0	0	0	0
			Grand Total Dispositions	0	0	0	0	0	0	0	0	0	0	0	0
			Total Non-Trial Dispositions	0	0	0	0	0	0	0	0	0	0	0	0
			Total Trial Dispositions	0	0	0	0	0	0	0	0	0	0	0	0
	Elko Justice Court	New Filings (cases)	21	2	4	1	3	20	1	3	0	0	0	6	
		Reopened (cases)	2	0	0	0	0	1	0	1	0	0	0	0	
		Charges	35	3	5	7	3	58	15	16	0	0	0	33	
Grand Total Dispositions		31	1	1	3	4	12	1	7	2	0	0	4		
Total Non-Trial Dispositions		31	1	1	3	4	12	1	7	2	0	0	4		
Total Trial Dispositions		0	0	0	0	0	0	0	0	0	0	0	0		
Wells Justice Court	New Filings (cases)	0	0	0	0	0	0	0	0	0	0	1	0		
	Reopened (cases)	0	0	0	0	0	0	0	0	0	0	0	0		
	Charges	0	0	0	0	0	0	0	0	0	0	1	0		
	Grand Total Dispositions	0	0	0	0	0	0	0	0	0	0	0	0		
	Total Non-Trial Dispositions	0	0	0	0	0	0	0	0	0	0	0	0		
	Total Trial Dispositions	0	0	0	0	0	0	0	0	0	0	0	0		

Source: Uniform System for Judicial Records, Nevada AOC, Research and Statistics Unit.



Justice Court, Criminal Caseload, Gross Misdemeanor (3 of 6)				Crimes Against Persons, Gross Misdemeanor	Domestic Violence, Gross Misdemeanor	Older/Vulnerable Persons Abuse, Gross Misdemeanor	Child Abuse & Neglect, Gross Misdemeanor	Protection Order Violation, Gross Misdemeanor	Crimes Against Property, Gross Misdemeanor	Drugs, Gross Misdemeanor	Weapons, Gross Misdemeanor	Public Order, Gross Misdemeanor	Motor Vehicle - Other, Gross Misdemeanor	Other, Gross Misdemeanor		
5th Judicial District	Esmeralda County	Esmeralda Justice Court	New Filings (cases)	0	0	0	0	0	0	0	0	0	0	0		
			Reopened (cases)	0	0	0	0	0	0	0	0	0	0	0	0	
			Charges	0	0	0	0	0	0	0	0	0	0	0	0	0
			Grand Total Dispositions	0	0	0	0	0	0	0	0	0	0	0	0	0
			Total Non-Trial Dispositions	0	0	0	0	0	0	0	0	0	0	0	0	0
			Total Trial Dispositions	0	0	0	0	0	0	0	0	0	0	0	0	0
	Nye County	Beatty Justice Court	New Filings (cases)	2	0	0	0	0	1	0	1	0	12	1		
			Reopened (cases)	0	0	0	0	0	0	0	0	0	0	0		
			Charges	3	0	0	0	0	4	0	1	0	12	1		
			Grand Total Dispositions	1	0	0	1	0	2	2	0	0	2	0		
			Total Non-Trial Dispositions	1	0	0	1	0	2	2	0	0	2	0		
			Total Trial Dispositions	0	0	0	0	0	0	0	0	0	0	0		
		Pahrump Justice Court	New Filings (cases)	38	0	5	16	0	43	5	1	0	0	40		
			Reopened (cases)	2	0	1	0	0	3	0	0	0	0	2		
			Charges	52	0	10	21	0	60	14	6	0	0	82		
			Grand Total Dispositions	44	0	6	20	0	41	3	4	0	0	40		
Total Non-Trial Dispositions	44	0	6	20	0	41	3	4	0	0	40					
Total Trial Dispositions	0	0	0	0	0	0	0	0	0	0	0					
Tonopah Justice Court	New Filings (cases)	3	0	0	3	2	3	1	0	0	7	0				
	Reopened (cases)	0	0	0	0	0	1	0	0	0	0	0				
	Charges	6	0	0	3	2	4	2	7	0	7	0				
	Grand Total Dispositions	4	0	0	2	1	3	0	0	0	0	0				
Total Non-Trial Dispositions	4	0	0	2	1	3	0	0	0	0	0					
Total Trial Dispositions	0	0	0	0	0	0	0	0	0	0	0					
6th Judicial District	Humboldt County	Union Justice Court	New Filings (cases)	7	0	1	4	4	5	0	3	0	1	0		
			Reopened (cases)	0	0	0	0	0	0	0	0	0	0	0		
			Charges	12	0	1	4	4	18	0	5	0	1	0		
			Grand Total Dispositions	6	0	0	2	4	5	0	2	0	1	0		
			Total Non-Trial Dispositions	6	0	0	2	4	5	0	2	0	1	0		
Total Trial Dispositions	0	0	0	0	0	0	0	0	0	0	0					
7th Judicial District	Eureka County	Eureka Justice Court	New Filings (cases)	0	0	0	0	0	0	1	0	0	0	0		
			Reopened (cases)	0	0	0	0	0	0	0	0	0	0	0		
			Charges	2	0	0	0	0	0	1	1	0	0	1		
			Grand Total Dispositions	0	0	0	0	0	0	0	0	0	0	1		
			Total Non-Trial Dispositions	0	0	0	0	0	0	0	0	0	0	1		
Total Trial Dispositions	0	0	0	0	0	0	0	0	0	0	0					

Source: Uniform System for Judicial Records, Nevada AOC, Research and Statistics Unit.

Justice Court, Criminal Caseload, Gross Misdemeanor (4 of 6)				Crimes Against Persons, Gross Misdemeanor	Domestic Violence, Gross Misdemeanor	Older/Vulnerable Persons Abuse, Gross Misdemeanor	Child Abuse & Neglect, Gross Misdemeanor	Protection Order Violation, Gross Misdemeanor	Crimes Against Property, Gross Misdemeanor	Drugs, Gross Misdemeanor	Weapons, Gross Misdemeanor	Public Order, Gross Misdemeanor	Motor Vehicle - Other, Gross Misdemeanor	Other, Gross Misdemeanor	
7th Judicial District Cont.	Lincoln County	Meadow Valley Justice Court	New Filings (cases)	1	0	0	1	1	4	0	0	0	0	1	
			Reopened (cases)	0	0	0	0	0	0	0	0	0	0	0	0
			Charges	3	0	0	1	1	9	0	0	0	0	0	5
			Grand Total Dispositions	1	0	0	0	1	3	0	0	0	0	0	1
			Total Non-Trial Dispositions	1	0	0	0	1	3	0	0	0	0	0	1
			Total Trial Dispositions	0	0	0	0	0	0	0	0	0	0	0	0
	Pahrangat Valley Justice Court	New Filings (cases)	0	0	0	0	0	0	0	0	0	0	0	0	
		Reopened (cases)	0	0	0	0	0	0	0	0	0	0	0	0	
		Charges	0	0	0	0	0	2	0	0	0	0	0	0	
		Grand Total Dispositions	0	0	0	0	0	0	0	0	0	0	0	0	
		Total Non-Trial Dispositions	0	0	0	0	0	0	0	0	0	0	0	0	
		Total Trial Dispositions	0	0	0	0	0	0	0	0	0	0	0	0	
	White Pine County	Ely Justice Court	New Filings (cases)	4	0	0	2	1	8	0	5	0	0	0	
			Reopened (cases)	1	0	0	0	0	0	0	0	0	0	0	
Charges			6	1	0	3	1	15	2	6	0	0	0		
Grand Total Dispositions			7	0	0	1	2	6	0	2	0	0	0		
Total Non-Trial Dispositions			7	0	0	1	2	6	0	2	0	0	0		
Total Trial Dispositions			0	0	0	0	0	0	0	0	0	0	0	0	
8th Judicial District	Clark County	Boulder Justice Court	New Filings (cases)	3	0	0	0	2	4	0	0	0	0	1	
			Reopened (cases)	0	0	0	0	0	0	0	0	0	0	0	
			Charges	4	0	0	0	3	9	0	1	0	0	2	
			Grand Total Dispositions	2	0	0	0	2	1	0	0	0	0	0	
		Total Non-Trial Dispositions	2	0	0	0	2	1	0	0	0	0	0	0	
		Total Trial Dispositions	0	0	0	0	0	0	0	0	0	0	0	0	
		Bunkerville Justice Court	New Filings (cases)	2	0	0	0	0	0	0	0	0	0	0	0
			Reopened (cases)	0	0	0	0	0	0	0	0	0	0	0	0
	Charges		4	0	0	0	0	0	0	0	0	0	0	0	
	Grand Total Dispositions		0	0	0	0	0	0	0	0	0	0	0	0	
	Total Non-Trial Dispositions	0	0	0	0	0	0	0	0	0	0	0	0		
	Total Trial Dispositions	0	0	0	0	0	0	0	0	0	0	0	0		
	Goodsprings Justice Court	New Filings (cases)	3	0	0	0	0	0	0	0	1	1	0	0	
		Reopened (cases)	0	0	0	0	0	0	0	0	0	0	0	0	
		Charges	3	0	0	0	0	0	0	2	1	0	1		
		Grand Total Dispositions <sup>c</sup>	3	0	0	0	0	0	0	1	1	0	0		
Total Non-Trial Dispositions	3	0	0	0	0	0	0	1	1	0	0				
Total Trial Dispositions	0	0	0	0	0	0	0	0	0	0	0	0			
Henderson Justice Court	New Filings (cases)	118	15	1	0	7	69	1	13	1	0	8			
	Reopened (cases)	1	0	0	0	0	1	0	0	0	0	0			
	Charges	198	33	1	1	25	330	1	74	3	0	12			
	Grand Total Dispositions	112	10	1	2	5	66	2	12	0	0	8			
Total Non-Trial Dispositions	112	10	1	2	5	66	2	12	0	0	8				
Total Trial Dispositions	0	0	0	0	0	0	0	0	0	0	0	0			

Includes administrative case closures.

Source: Uniform System for Judicial Records, Nevada AOC, Research and Statistics Unit.

Justice Court, Criminal Caseload, Gross Misdemeanor (5 of 6)			Crimes Against Persons, Gross Misdemeanor	Domestic Violence, Gross Misdemeanor	Older/Vulnerable Persons Abuse, Gross Misdemeanor	Child Abuse & Neglect, Gross Misdemeanor	Protection Order Violation, Gross Misdemeanor	Crimes Against Property, Gross Misdemeanor	Drugs, Gross Misdemeanor	Weapons, Gross Misdemeanor	Public Order, Gross Misdemeanor	Motor Vehicle - Other, Gross Misdemeanor	Other, Gross Misdemeanor		
8th Judicial District Cont.	Clark County Cont.	Las Vegas Justice Court	New Filings (cases)	944	163	0	6	20	1,233	99	157	33	9	162	
		Reopened (cases)	104	9	0	0	4	198	1	10	1	0	0	8	
		Charges	1,562	340	1	18	37	2,557	121	683	63	9	365		
		Grand Total Dispositions	851	144	0	12	25	1,184	30	157	24	6	136		
		Total Non-Trial Dispositions	849	144	0	12	25	1,184	30	157	24	6	136		
		Total Trial Dispositions	2	0	0	0	0	0	0	0	0	0	0	0	
		Laughlin Justice Court	New Filings (cases)	11	2	0	1	0	12	0	1	2	0	0	0
		Reopened (cases)	0	0	0	0	0	0	0	0	0	0	0	0	0
		Charges	20	2	0	2	0	42	2	3	2	0	1	0	1
		Grand Total Dispositions <sup>c</sup>	10	2	0	0	0	5	0	1	1	1	0	0	0
		Total Non-Trial Dispositions	10	2	0	0	0	5	0	1	1	1	0	0	0
		Total Trial Dispositions	0	0	0	0	0	0	0	0	0	0	0	0	0
		Mesquite Justice Court	New Filings (cases)	12	0	0	2	1	3	0	0	2	0	0	0
		Reopened (cases)	0	0	0	0	0	0	0	0	0	0	0	0	0
	Charges	18	0	0	2	2	16	0	5	3	0	2	0	2	
	Grand Total Dispositions	11	0	0	0	2	10	0	0	2	0	2	0	2	
	Total Non-Trial Dispositions	11	0	0	0	2	10	0	0	2	0	2	0	2	
	Total Trial Dispositions	0	0	0	0	0	0	0	0	0	0	0	0	0	
	Moapa Justice Court	New Filings (cases)	1	0	0	0	0	1	0	0	0	0	0	0	
	Reopened (cases)	0	0	0	0	0	0	0	0	0	0	0	0	0	
	Charges	4	0	0	0	0	1	0	0	0	0	0	0	0	
	Grand Total Dispositions	0	0	0	0	0	1	0	0	0	0	0	0	0	
	Total Non-Trial Dispositions	0	0	0	0	0	1	0	0	0	0	0	0	0	
	Total Trial Dispositions	0	0	0	0	0	0	0	0	0	0	0	0	0	
	Moapa Valley Justice Court	New Filings (cases)	1	0	0	0	2	0	0	0	0	0	0	0	
	Reopened (cases)	0	0	0	0	0	0	0	0	0	0	0	0	0	
	Charges	2	0	0	0	2	1	0	1	0	0	0	0	0	
	Grand Total Dispositions	1	0	0	0	0	0	0	0	0	0	0	0	0	
Total Non-Trial Dispositions	1	0	0	0	0	0	0	0	0	0	0	0	0		
Total Trial Dispositions	0	0	0	0	0	0	0	0	0	0	0	0	0		
North Las Vegas Justice Court	New Filings (cases)	184	19	3	1	3	117	0	21	12	12	18	18		
Reopened (cases)	0	0	0	0	0	0	0	0	0	0	0	0	0		
Charges	296	50	7	4	4	275	0	81	24	24	22	22			
Grand Total Dispositions	137	26	0	1	2	109	2	19	3	15	18	18			
Total Non-Trial Dispositions	137	26	0	1	2	109	2	19	3	15	18	18			
Total Trial Dispositions	0	0	0	0	0	0	0	0	0	0	0	0	0		
Searchlight Justice Court	New Filings (cases)	1	0	0	0	0	0	0	0	1	0	0	0		
Reopened (cases)	0	0	0	0	0	0	0	0	0	0	0	0	0		
Charges	2	0	0	0	0	1	0	0	1	0	0	0	0		
Grand Total Dispositions <sup>c</sup>	0	0	0	0	0	0	0	0	0	0	0	1	0		
Total Non-Trial Dispositions	0	0	0	0	0	0	0	0	0	0	0	0	1		
Total Trial Dispositions	0	0	0	0	0	0	0	0	0	0	0	0	0		

Includes administrative case closures.

Source: Uniform System for Judicial Records, Nevada AOC, Research and Statistics Unit.

Justice Court, Criminal Caseload, Gross Misdemeanor (6 of 6)				Crimes Against Persons, Gross Misdemeanor	Domestic Violence, Gross Misdemeanor	Older/Vulnerable Persons Abuse, Gross Misdemeanor	Child Abuse & Neglect, Gross Misdemeanor	Protection Order Violation, Gross Misdemeanor	Crimes Against Property, Gross Misdemeanor	Drugs, Gross Misdemeanor	Weapons, Gross Misdemeanor	Public Order, Gross Misdemeanor	Motor Vehicle - Other, Gross Misdemeanor	Other, Gross Misdemeanor
9th Judicial District	Douglas County	East Fork Justice Court	New Filings (cases)	6	0	2	3	4	9	5	3	0	0	4
			Reopened (cases)	0	0	0	0	1	2	0	1	0	0	0
		Charges	12	0	3	6	4	11	10	6	0	0	0	11
		Grand Total Dispositions	2	0	1	2	4	6	2	2	0	0	0	3
		Total Non-Trial Dispositions	2	0	1	2	4	6	2	2	0	0	0	3
		Total Trial Dispositions	0	0	0	0	0	0	0	0	0	0	0	0
	Tahoe Justice Court	New Filings (cases)	3	0	1	5	0	3	1	1	1	1	0	3
		Reopened (cases)	0	0	0	0	0	0	0	0	0	0	0	0
		Charges	3	0	1	7	0	4	5	1	1	1	0	6
		Grand Total Dispositions	5	0	1	0	0	3	2	0	0	0	0	0
Total Non-Trial Dispositions	5	0	1	0	0	3	2	0	0	0	0	0		
Total Trial Dispositions	0	0	0	0	0	0	0	0	0	0	0	0		
10th Judicial District	Churchill County	New River Justice Court	New Filings (cases)	9	0	2	7	4	18	4	4	0	0	10
			Reopened (cases)	0	0	0	0	0	1	0	0	0	0	1
		Charges	21	1	3	11	5	26	6	12	0	0	0	14
		Grand Total Dispositions	9	0	1	8	7	15	3	4	0	0	0	10
		Total Trial Dispositions	9	0	1	8	7	15	3	4	0	0	0	10
Total Trial Dispositions	0	0	0	0	0	0	0	0	0	0	0	0		
11th Judicial District	Lander County	Argenta Justice Court	New Filings (cases)	6	0	0	0	0	4	0	0	0	0	0
			Reopened (cases)	1	0	0	0	0	0	0	0	0	0	0
		Charges	7	0	0	2	0	8	1	0	1	0	0	0
		Grand Total Dispositions	6	0	0	0	0	3	0	0	0	0	0	0
		Total Non-Trial Dispositions	6	0	0	0	0	3	0	0	0	0	0	0
		Total Trial Dispositions	0	0	0	0	0	0	0	0	0	0	0	0
	Austin Justice Court	New Filings (cases)	0	0	0	1	0	0	0	0	0	0	0	0
		Reopened (cases)	0	0	0	0	0	0	0	0	0	0	0	0
		Charges	0	0	0	1	0	0	0	0	0	0	0	0
		Grand Total Dispositions	0	0	0	0	0	0	0	0	0	0	0	0
	Total Non-Trial Dispositions	0	0	0	0	0	0	0	0	0	0	0	0	
	Total Trial Dispositions	0	0	0	0	0	0	0	0	0	0	0	0	
	Mineral County	Hawthorne Justice Court	New Filings (cases)	4	0	0	1	0	2	0	0	0	0	3
			Reopened (cases)	0	0	0	0	0	0	0	0	0	0	0
		Charges	13	0	4	2	0	9	5	0	0	0	0	3
		Grand Total Dispositions	1	0	0	0	0	1	0	0	0	0	0	0
Total Non-Trial Dispositions	1	0	0	0	0	1	0	0	0	0	0	0		
Total Trial Dispositions	0	0	0	0	0	0	0	0	0	0	0	0		
Pershing County	Lake Justice Court	New Filings (cases)	3	0	0	0	1	1	0	0	0	0	0	1
		Reopened (cases)	0	0	0	0	0	0	0	0	0	0	0	0
	Charges	6	0	0	0	1	7	0	0	0	0	0	4	
	Grand Total Dispositions	2	0	0	0	0	2	0	0	0	0	0	1	
Total Non-Trial Dispositions	2	0	0	0	0	2	0	0	0	0	0	1		
Total Trial Dispositions	0	0	0	0	0	0	0	0	0	0	0	0		

Source: Uniform System for Judicial Records, Nevada AOC, Research and Statistics Unit.

**Table B5-2. Criminal Caseload Processed by Justice Courts in Nevada, Fiscal Year 2023.**

Justice Court, Criminal Caseload, Misdemeanor and Civil Infraction (1 of 6)			Crimes Against Persons, Misdemeanor	Domestic Violence, Misdemeanor	Older/Vulnerable Persons Abuse, Misdemeanor	Protection Order Violation, Misdemeanor	Crimes Against Property, Misdemeanor	Drugs, Misdemeanor	Weapons, Misdemeanor	Public Order, Misdemeanor	Motor Vehicle - DUI, Misdemeanor	Motor Vehicle - Reckless, Misdemeanor	Other, Misdemeanor	Traffic, Misdemeanor	Traffic, Infraction	Parking <sup>a</sup>	Other Infraction
<b>Totals<sup>a</sup></b>	<b>Nevada Justice Courts</b>	<b>New Filings (cases)</b>	4,248	4,309	0	226	7,017	1,894	240	2,819	7,046	1,578	3,968	141,600	70,207	3,202	22
		<b>Reopened (cases)</b>	181	298	0	17	224	157	6	53	1,053	71	110	529	7	1	0
		<b>Charges</b>	5,642	8,298	0	369	9,177	3,382	417	3,488	8,396	2,031	7,690	158,626	71,513	3,321	25
		<b>Grand Total Dispositions</b>	3,913	4,100	1	233	6,211	2,169	200	2,461	6,555	1,443	3,649	101,809	43,948	2,339	5
		Total Non-Trial Dispositions	3,861	4,082	1	229	6,183	2,165	198	2,446	6,512	1,429	3,619	101,545	43,948	2,338	5
		Total Trial Dispositions	52	18	0	4	28	4	2	15	43	14	30	264	0	1	0
<b>1st Judicial District</b>	<b>Carson City Justice Court<sup>b</sup></b>	<b>New Filings (cases)</b>	107	80	0	30	145	64	18	73	245	43	122	5,630	2,781	285	5
		<b>Reopened (cases)</b>	2	0	0	1	4	0	0	0	0	1	0	2	5	0	0
		<b>Charges</b>	179	121	0	34	267	434	32	109	307	68	215	7,698	3,030	299	7
	<b>Grand Total Dispositions</b>	92	73	1	19	135	84	8	69	179	49	99	6,190	2,135 <sup>c</sup>	63	0 <sup>c</sup>	
	Total Non-Trial Dispositions	87	72	1	17	133	84	7	67	176	48	97	6,168	2,135	63	0	
	Total Trial Dispositions	5	1	0	2	2	0	1	2	3	1	2	22	0	0	0	
<b>Storey County Justice Court</b>	<b>New Filings (cases)</b>	17	8	0	1	16	12	6	11	45	43	24	980	864	99	0	
	<b>Reopened (cases)</b>	0	0	0	0	0	0	0	0	0	0	0	2	0	0	0	
	<b>Charges</b>	17	9	0	1	18	13	6	11	54	45	28	1,409	913	106	0	
<b>Grand Total Dispositions</b>	9	6	0	1	13	9	3	6	41	34	18	977	542	23	0		
Total Non-Trial Dispositions	9	6	0	1	13	9	3	6	41	33	18	960	542	22	0		
Total Trial Dispositions	0	0	0	0	0	0	0	0	0	1	0	17	0	1	0		
<b>2nd Judicial District</b>	<b>Incline Village Justice Court</b>	<b>New Filings (cases)</b>	17	5	0	0	20	4	0	3	25	4	19	481	235 <sup>d</sup>	529	0 <sup>d</sup>
		<b>Reopened (cases)</b>	8	5	0	0	4	3	0	0	34	2	2	14	0	1	0
		<b>Charges</b>	22	10	0	0	30	8	0	5	26	4	23	575	245	548	0
		<b>Grand Total Dispositions</b>	29	8	0	2	26	8	0	4	73	6	17	552	137	546	0
		Total Non-Trial Dispositions	27	8	0	2	23	8	0	4	69	6	17	551	137	546	0
		Total Trial Dispositions	2	0	0	0	3	0	0	0	4	0	0	1	0	0	0
	<b>Reno Justice Court</b>	<b>New Filings (cases)</b>	207	128	0	15	164	296	16	61	564	76	191	7,340	3,565 <sup>d</sup>	12	0 <sup>d</sup>
		<b>Reopened (cases)</b>	35	52	0	3	24	52	2	7	347	7	28	117	0	0	0
		<b>Charges</b>	329	317	0	40	372	645	42	111	707	136	495	9,769	3,609	18	0
		<b>Grand Total Dispositions</b>	231	217	0	25	222	364	22	76	1,000	102	338	9,318	2,566	14	0
		Total Non-Trial Dispositions	230	217	0	25	222	364	22	75	990	101	335	9,303	2,566	14	0
		Total Trial Dispositions	1	0	0	0	0	0	0	1	10	1	3	15	0	0	0
	<b>Sparks Justice Court</b>	<b>New Filings (cases)</b>	87	86	0	8	91	185	8	30	246	27	133	2,321	1,088 <sup>d</sup>	2	0 <sup>d</sup>
		<b>Reopened (cases)</b>	27	37	0	4	35	60	0	5	125	4	19	54	0	0	0
		<b>Charges</b>	125	158	0	18	199	427	20	48	293	44	270	3,479	1,102	2	0
		<b>Grand Total Dispositions</b>	130	116	0	13	140	248	6	34	340	27	145	2,762	731	4	0
		Total Non-Trial Dispositions	130	115	0	13	140	248	6	34	337	27	143	2,757	731	4	0
		Total Trial Dispositions	0	1	0	0	0	0	0	0	3	0	2	5	0	0	0
<b>Wadsworth Justice Court</b>	<b>New Filings (cases)</b>	0	1	0	1	5	5	0	5	24	13	8	1,593	681 <sup>d</sup>	0	0 <sup>d</sup>	
	<b>Reopened (cases)</b>	0	1	0	0	1	2	0	0	10	1	1	93	0	0	0	
	<b>Charges</b>	0	2	0	1	5	5	0	6	26	14	10	1,917	687	0	0	
	<b>Grand Total Dispositions</b>	4	2	0	0	8	7	0	4	34	8	5	1,497	391	0	0	
	Total Non-Trial Dispositions	4	2	0	0	8	7	0	4	30	8	5	1,495	391	0	0	
	Total Trial Dispositions	0	0	0	0	0	0	0	0	4	0	0	2	0	0	0	

<sup>a</sup> Totals reflect aggregate information from the Nevada Justice Courts. Information contained herein may reflect non-standard reporting and is noted by subsequent footnotes. Case types determined by the USJR charge hierarchy defined in the Nevada Courts Statistical Reporting Dictionary. Parking includes both misdemeanor and civil infraction offenses; civil infraction reporting began January 2023.

<sup>b</sup> Carson City is a consolidated municipality and the justice court includes municipal court information. Statistics are reported in the justice court tables only.

<sup>c</sup> The Traffic, Infraction case type may include dispositional information from the Other Infraction case type.

<sup>d</sup> The Traffic, Infraction case type includes all civil infraction information.

Source: Uniform System for Judicial Records, Nevada AOC, Research and Statistics Unit.

**Table B5-2. Criminal Caseload Processed by Justice Courts in Nevada, Fiscal Year 2023.**

Justice Court, Criminal Caseload, Misdemeanor and Civil Infraction (2 of 6)				Crimes Against Persons, Misdemeanor	Domestic Violence, Misdemeanor	Older/Vulnerable Persons Abuse, Misdemeanor	Protection Order Violation, Misdemeanor	Crimes Against Property, Misdemeanor	Drugs, Misdemeanor	Weapons, Misdemeanor	Public Order, Misdemeanor	Motor Vehicle - DUI, Misdemeanor	Motor Vehicle - Reckless, Misdemeanor	Other, Misdemeanor	Traffic, Misdemeanor	Traffic, Infraction	Parking <sup>a</sup>	Other Infraction	
3rd Judicial District	Lyon County	Canal Justice Court	New Filings (cases)	16	69	0	8	20	58	6	11	21	13	16	580	592	5	0	
			Reopened (cases)	0	1	0	0	0	0	0	0	0	0	0	0	0	0	0	0
			Charges	18	77	0	8	24	65	7	11	32	17	33	861	630	6	0	
			Grand Total Dispositions	15	63	0	9	34	53	3	7	33	7	18	483	308	1	0	
			Total Non-Trial Dispositions	15	63	0	9	34	53	3	7	33	7	18	481	308	1	0	
			Total Trial Dispositions	0	0	0	0	0	0	0	0	0	0	0	2	0	0	0	
		Dayton Justice Court	New Filings (cases)	38	50	0	16	24	55	4	35	67	17	46	906	512	1	0	
			Reopened (cases)	0	0	0	0	0	0	0	0	0	0	0	0	0	0	0	
			Charges	43	55	0	18	29	74	6	37	81	22	103	1,328	544	4	0	
			Grand Total Dispositions	38	61	0	11	25	46	4	29	58	13	44	937	329	1	0	
			Total Non-Trial Dispositions	38	60	0	11	25	46	4	29	58	13	43	937	329	1	0	
			Total Trial Dispositions	0	1	0	0	0	0	0	0	0	0	1	0	0	0	0	
	Walker River Justice Court	New Filings (cases)	28	55	0	9	32	56	2	11	50	28	98	824	413	2	0		
		Reopened (cases)	0	0	0	0	0	0	0	0	0	0	0	0	0	0	0		
		Charges	35	57	0	10	39	75	5	18	54	30	255	1,291	451	5	0		
Grand Total Dispositions		24	58	0	9	21	42	0	12	47	20	101	801	296	1	0			
Total Non-Trial Dispositions		23	58	0	9	20	42	0	11	47	20	100	796	296	1	0			
Total Trial Dispositions		1	0	0	0	1	0	0	1	0	0	1	5	0	0	0			
4th Judicial District	Elko County	Carlin Justice Court	New Filings (cases)	7	3	0	4	12	6	1	7	12	3	12	385	108	0	0	
			Reopened (cases)	0	0	0	0	0	0	0	0	0	0	0	0	0	0	0	
			Charges	10	4	0	4	15	7	1	15	16	3	18	482	113	1	0	
			Grand Total Dispositions	10	2	0	4	15	4	1	6	8	3	12	416	92	1	0	
			Total Non-Trial Dispositions	10	2	0	4	15	4	1	6	8	3	12	415	92	1	0	
			Total Trial Dispositions	0	0	0	0	0	0	0	0	0	0	0	1	0	0	0	
		Eastline Justice Court	New Filings (cases)	13	30	0	1	14	32	1	0	6	4	3	237	42	1	0	
			Reopened (cases)	8	8	0	0	4	3	0	0	0	1	0	4	0	0	0	
			Charges	17	35	0	1	23	46	3	5	7	6	4	318	43	1	0	
			Grand Total Dispositions	15	14	0	2	18	32	2	4	8	3	2	341 <sup>f</sup>	26	2	0	
			Total Non-Trial Dispositions	14	14	0	2	18	32	2	4	8	3	2	340	26	2	0	
			Total Trial Dispositions	1	0	0	0	0	0	0	0	0	0	0	1	0	0	0	
	Elko Justice Court	New Filings (cases)	83	101	0	0	87	51	10	33	86	40	103	3,399 <sup>g</sup>	(g)	8	(g)		
		Reopened (cases)	20	18	0	0	23	10	0	4	31	1	15	114		0			
		Charges	118	146	0	0	129	73	13	98	109	71	152	4,324		14			
		Grand Total Dispositions	120	106	0	0	144	66	6	45	128	38	107	3,582		6			
		Total Non-Trial Dispositions	116	105	0	0	143	65	6	45	124	38	103	3,570		6			
		Total Trial Dispositions	4	1	0	0	1	1	0	0	4	0	4	12		0			
Wells Justice Court	New Filings (cases)	4	7	0	2	30	12	0	2	22	9	10	1,813	891	8	0			
	Reopened (cases)	0	0	0	0	0	0	0	0	0	1	0	2	0	0	0			
	Charges	4	8	0	2	35	14	0	9	24	11	16	2,047	946	12	0			
	Grand Total Dispositions	10	6	0	6	21	11	2	1	21	9	13	1,820	642	6	0			
	Total Non-Trial Dispositions	10	6	0	6	21	11	2	1	21	7	13	1,811	642	6	0			
	Total Trial Dispositions	0	0	0	0	0	0	0	0	0	2	0	9	0	0	0			

<sup>a</sup> Parking includes both misdemeanor and civil infraction offenses; civil infraction reporting began January 2023.

<sup>f</sup> Includes administrative case closures.

<sup>g</sup> Civil infraction information reported in the Traffic, Misdemeanor case type.

Source: Uniform System for Judicial Records, Nevada AOC, Research and Statistics Unit.

**Table B5-2. Criminal Caseload Processed by Justice Courts in Nevada, Fiscal Year 2023.**

Justice Court, Criminal Caseload, Misdemeanor and Civil Infraction (3 of 6)				Crimes Against Persons, Misdemeanor	Domestic Violence, Misdemeanor	Older/Vulnerable Persons Abuse, Misdemeanor	Protection Order Violation, Misdemeanor	Crimes Against Property, Misdemeanor	Drugs, Misdemeanor	Weapons, Misdemeanor	Public Order, Misdemeanor	Motor Vehicle - DUI, Misdemeanor	Motor Vehicle - Reckless, Misdemeanor	Other, Misdemeanor	Traffic, Misdemeanor	Traffic, Infraction	Parking <sup>a</sup>	Other Infraction		
5th Judicial District	Esmeralda County	Esmeralda Justice Court	New Filings (cases)	0	3	0	0	0	0	0	1	7	0	3	1,924 <sup>g</sup>	(g)	0	(g)		
			Reopened (cases)	0	0	0	0	0	0	0	0	0	0	0	0	1		0		
			Charges	0	3	0	0	0	0	0	0	0	2	14	0	3	2,109		0	
			Grand Total Dispositions	0	0	0	0	0	0	0	0	0	0	0	0	0	2,279 <sup>f</sup>		0	
			Total Non-Trial Dispositions	0	0	0	0	0	0	0	0	0	0	0	0	0	2,267		0	
			Total Trial Dispositions	0	0	0	0	0	0	0	0	0	0	0	0	0	12		0	
	Nye County	Beatty Justice Court	New Filings (cases)	1	5	0	1	48	3	0	4	4	11	6	1,057	409	38	0		
			Reopened (cases)	0	0	0	0	0	0	0	0	0	0	0	0	0	0	0	0	
			Charges	1	6	0	1	49	3	1	4	4	12	6	6	1,284	435	39	0	
			Grand Total Dispositions	2	3	0	3	26	4	1	1	3	8	3	3	1,035	317	2	0	
			Total Non-Trial Dispositions	2	3	0	3	26	4	1	1	3	8	3	3	1,033	317	2	0	
		Total Trial Dispositions	0	0	0	0	0	0	0	0	0	0	0	0	2	0	0	0		
		Pahrump Justice Court	New Filings (cases)	135	90	0	13	191	82	2	13	84	2	164	2,502	1,460	36	0		
			Reopened (cases)	14	17	0	0	13	15	1	0	17	0	3	56	0	0	0		
			Charges	140	112	0	14	213	102	3	15	91	2	361	3,271	1,597	41	0		
			Grand Total Dispositions	196	119	0	16	208	108	8	29	112	2	111	2,593	774	3	0		
Total Non-Trial Dispositions	194		118	0	16	204	108	8	29	111	2	110	2,587	774	3	0				
Total Trial Dispositions	2	1	0	0	4	0	0	0	1	0	1	6	0	0	0					
Tonopah Justice Court	New Filings (cases)	20	10	0	2	29	2	0	3	5	6	11	1,144	751	0	2				
	Reopened (cases)	0	0	0	0	0	0	0	0	0	0	0	2	0	0	0				
	Charges	21	10	0	2	30	2	0	5	5	6	14	1,481	824	4	2				
	Grand Total Dispositions	22	10	0	0	22	0	0	1	7	7	18	1,137	503 <sup>c</sup>	0	0 <sup>c</sup>				
	Total Non-Trial Dispositions	22	10	0	0	22	0	0	1	7	7	18	1,136	503	0	0				
Total Trial Dispositions	0	0	0	0	0	0	0	0	0	0	0	1	0	0	0					
6th Judicial District	Humboldt County	Union Justice Court	New Filings (cases)	75	30	0	1	86	29	4	23	23	12	77	1,685	956	2	0		
			Reopened (cases)	0	0	0	0	0	0	0	0	0	0	0	1	0	0	0		
			Charges	80	35	0	3	103	36	5	27	25	15	150	2,064	995	2	0		
			Grand Total Dispositions	66	38	0	5	75	31	6	16	40	8	65	1,780	726	4	0		
			Total Non-Trial Dispositions	64	37	0	5	74	30	6	16	40	8	63	1,772	726	4	0		
			Total Trial Dispositions	2	1	0	0	1	1	0	0	0	0	2	8	0	0	0		
7th Judicial District	Eureka County	Eureka Justice Court	New Filings (cases)	4	1	0	1	5	0	3	3	10	3	7	374	294	0	0		
			Reopened (cases)	0	0	0	0	0	0	0	0	0	0	0	0	0	0	0		
			Charges	6	1	0	1	10	3	10	10	12	8	21	444	334	0	0		
			Grand Total Dispositions	2	2	0	0	5	6	2	5	9	2	6	853 <sup>f</sup>	207	1	0		
			Total Non-Trial Dispositions	2	1	0	0	4	6	2	5	9	2	4	850	207	1	0		
Total Trial Dispositions	0	1	0	0	1	0	0	0	0	0	2	3	0	0	0					

<sup>a</sup> Parking includes both misdemeanor and civil infraction offenses; civil infraction reporting began January 2023.

<sup>c</sup> The Traffic, Infraction case type may include dispositional information from the Other Infraction case type.

<sup>f</sup> Includes administrative case closures.

<sup>g</sup> Civil infraction information reported in the Traffic, Misdemeanor case type.

Source: Uniform System for Judicial Records, Nevada AOC, Research and Statistics Unit.

**Table B5-2. Criminal Caseload Processed by Justice Courts in Nevada, Fiscal Year 2023.**

Justice Court, Criminal Caseload, Misdemeanor and Civil Infraction (4 of 6)				Crimes Against Persons, Misdemeanor	Domestic Violence, Misdemeanor	Older/Vulnerable Persons Abuse, Misdemeanor	Protection Order Violation, Misdemeanor	Crimes Against Property, Misdemeanor	Drugs, Misdemeanor	Weapons, Misdemeanor	Public Order, Misdemeanor	Motor Vehicle - DUI, Misdemeanor	Motor Vehicle - Reckless, Misdemeanor	Other, Misdemeanor	Traffic, Misdemeanor	Traffic, Infraction	Parking <sup>a</sup>	Other Infraction	
7th Judicial District Cont.	Lincoln County	Meadow Valley Justice Court	New Filings (cases)	6	0	0	0	4	2	3	0	7	0	3	455	180	0	0	
			Reopened (cases)	0	0	0	2	0	0	0	0	0	0	0	0	0	0	0	0
			Charges	12	2	0	0	9	12	3	5	10	0	5	504	190	0	0	0
			Grand Total Dispositions	2	0	0	0	3	1	2	0	6	0	5	513	115	0	0	0
			Total Non-Trial Dispositions	2	0	0	0	3	1	2	0	6	0	3	511	115	0	0	0
			Total Trial Dispositions	0	0	0	0	0	0	0	0	0	0	2	2	0	0	0	0
	Lincoln County	Pahranagat Valley Justice Court	New Filings (cases)	1	0	0	0	10	0	0	3	3	7	4	1,174	777	0	0	0
			Reopened (cases)	0	0	0	0	0	0	0	0	0	0	0	3	0	0	0	0
			Charges	3	0	0	0	15	8	0	3	4	8	4	1,305	843	1	0	0
			Grand Total Dispositions	1	0	0	0	5	2	0	2	1	5	4	1,522 <sup>f</sup>	520	0	0	0
			Total Non-Trial Dispositions	1	0	0	0	5	2	0	2	1	5	4	1,522	520	0	0	0
			Total Trial Dispositions	0	0	0	0	0	0	0	0	0	0	0	0	0	0	0	0
	White Pine County	Ely Justice Court	New Filings (cases)	20	4	0	2	10	3	1	2	38	5	22	804	386	6	0	0
			Reopened (cases)	0	0	0	0	0	0	0	0	0	0	0	0	0	0	0	0
Charges			23	10	0	2	12	7	1	2	40	6	36	921	402	8	0	0	
Grand Total Dispositions			10	10	0	4	17	7	2	3	27	2	21	773	257	5	0	0	
Total Non-Trial Dispositions			10	10	0	4	15	7	2	3	27	2	20	763	257	5	0	0	
Total Trial Dispositions			0	0	0	0	2	0	0	0	0	0	1	10	0	0	0	0	
8th Judicial District	Clark County	Boulder Justice Court	New Filings (cases)	0	2	0	0	2	2	0	0	10	23	7	580	562	3	2	
			Reopened (cases)	0	0	0	0	0	0	0	0	0	0	0	5	0	0	0	
			Charges	4	7	0	0	5	4	0	0	14	25	9	699	567	3	2	
			Grand Total Dispositions	0	5	0	0	2	3	0	0	18	21	9	1,427 <sup>f</sup>	361	3	1	
			Total Non-Trial Dispositions	0	5	0	0	2	3	0	0	18	21	9	1,424	361	3	1	
			Total Trial Dispositions	0	0	0	0	0	0	0	0	0	0	0	3	0	0	0	
		Clark County	Bunkerville Justice Court	New Filings (cases)	1	1	0	0	1	0	0	0	2	3	1	392	241	2	1
				Reopened (cases)	0	0	0	0	0	0	0	0	0	0	0	0	0	0	0
				Charges	2	2	0	0	1	0	0	0	4	4	1	452	245	2	1
				Grand Total Dispositions <sup>f</sup>	1	1	0	0	4	7	1	3	10	24	9	1,619 <sup>f</sup>	144	3	0
				Total Non-Trial Dispositions	1	1	0	0	4	7	1	3	10	24	9	1,608	144	3	0
				Total Trial Dispositions	0	0	0	0	0	0	0	0	0	0	0	11	0	0	0
	Clark County	Goodsprings Justice Court	New Filings (cases)	16	13	0	0	15	5	1	1	34	113	34	4,475	2,582	55	2	
			Reopened (cases)	0	0	0	0	0	0	0	0	0	1	0	23	2	0	0	
			Charges	19	22	0	0	18	5	1	1	38	118	82	5,354	2,617	58	3	
			Grand Total Dispositions <sup>f</sup>	19	9	0	0	57	108	1	13	36	175	99	14,674 <sup>f</sup>	1,770	65	0	
			Total Non-Trial Dispositions	19	9	0	0	57	108	1	13	35	175	99	14,671	1,770	65	0	
			Total Trial Dispositions	0	0	0	0	0	0	0	0	1	0	0	3	0	0	0	
Clark County	Henderson Justice Court	New Filings (cases)	33	22	0	0	39	10	1	9	133	31	67	1,592	920	23	2		
		Reopened (cases)	0	0	0	0	0	0	0	0	2	0	0	4	2	0	0		
		Charges	74	234	0	0	175	16	4	16	152	45	112	2,292	943	29	2		
		Grand Total Dispositions	35	32	0	0	38	14	2	1	154	30	83	1,728	486	53	0		
		Total Non-Trial Dispositions	35	32	0	0	38	14	2	1	154	30	83	1,727	486	53	0		
		Total Trial Dispositions	0	0	0	0	0	0	0	0	0	0	0	1	0	0	0		

<sup>a</sup> Parking includes both misdemeanor and civil infraction offenses; civil infraction reporting began January 2023.

<sup>f</sup> Includes administrative case closures.

Source: Uniform System for Judicial Records, Nevada AOC, Research and Statistics Unit.



**Table B5-2. Criminal Caseload Processed by Justice Courts in Nevada, Fiscal Year 2023.**

Justice Court, Criminal Caseload, Misdemeanor and Civil Infraction (5 of 6)				Crimes Against Persons, Misdemeanor	Domestic Violence, Misdemeanor	Older/Vulnerable Persons Abuse, Misdemeanor	Protection Order Violation, Misdemeanor	Crimes Against Property, Misdemeanor	Drugs, Misdemeanor	Weapons, Misdemeanor	Public Order, Misdemeanor	Motor Vehicle - DUI, Misdemeanor	Motor Vehicle - Reckless, Misdemeanor	Other, Misdemeanor	Traffic, Misdemeanor	Traffic, Infraction	Parking <sup>a</sup>	Other Infraction	
8th Judicial District Cont.	Clark County Cont.	Las Vegas Justice Court	New Filings (cases)	2,995	3,214	0	93	5,412	686	136	2,234	4,739	926	2,400	82,537 <sup>h</sup>	41,733	1,455	0	
			Reopened (cases)	60	151	0	7	94	5	3	33	471	53	37	0 <sup>j</sup>	0 <sup>j</sup>	0 <sup>j</sup>	0 <sup>j</sup>	
			Charges	3,881	6,280	0	177	6,576	869	217	2,594	5,569	1,130	4,603	82,537 <sup>k</sup>	41,733 <sup>k</sup>	1,455 <sup>k</sup>	0	
			Grand Total Dispositions	2,534	2,841	0	91	4,360	656	105	1,923	3,688	730	1,751	23,103 <sup>e</sup>	25,037 <sup>e</sup>	695 <sup>e</sup>	0	
			Total Non-Trial Dispositions	2,512	2,836	0	90	4,357	656	104	1,914	3,683	728	1,748	23,103	25,037	695	0	
		Total Trial Dispositions	22	5	0	1	3	0	1	9	5	2	3	0	0	0	0		
		Laughlin Justice Court	New Filings (cases)	47	34	0	0	105	3	1	28	37	11	64	2,693	1,366	230	2	
			Reopened (cases)	0	0	0	0	0	0	0	0	0	0	0	1	0	0	0	
			Charges	58	56	0	0	129	3	3	31	50	14	83	3,232	1,381	231	2	
			Grand Total Dispositions <sup>f</sup>	57	47	0	1	200	27	1	17	76	7	83	2,881 <sup>f</sup>	925	474 <sup>f</sup>	2	
			Total Non-Trial Dispositions	57	47	0	1	200	27	1	17	76	7	83	2,881	925	474	2	
		Total Trial Dispositions	0	0	0	0	0	0	0	0	0	0	0	0	0	0	0		
		Mesquite Justice Court	New Filings (cases)	1	0	0	0	0	0	0	0	0	1	0	1	1	2	0	0
			Reopened (cases)	0	0	0	0	0	0	0	0	0	0	0	0	0	0	0	0
			Charges	6	7	0	0	23	3	0	0	2	3	8	10	2	0	0	
			Grand Total Dispositions	0	1	0	0	0	0	0	0	2	0	0	4 <sup>f</sup>	2	0	0	
			Total Non-Trial Dispositions	0	1	0	0	0	0	0	0	2	0	0	4	2	0	0	
		Total Trial Dispositions	0	0	0	0	0	0	0	0	0	0	0	0	0	0	0		
		Moapa Justice Court	New Filings (cases)	1	4	0	0	4	2	1	0	16	16	11	1,006	431	4	3	
			Reopened (cases)	0	0	0	0	0	0	0	0	0	0	0	3	0	0	0	
			Charges	1	4	0	0	4	2	1	0	18	16	31	1,234	438	5	3	
			Grand Total Dispositions	2	5	0	0	10	3	1	0	18	15	5	1,243	306	4	1	
			Total Non-Trial Dispositions	2	5	0	0	9	3	1	0	18	15	5	1,241	306	4	1	
		Total Trial Dispositions	0	0	0	0	1	0	0	0	0	0	0	2	0	0	0		
		Moapa Valley Justice Court	New Filings (cases)	8	13	0	0	8	0	0	4	12	1	48	697	475	79	0	
			Reopened (cases)	0	0	0	0	0	0	0	0	0	0	0	2	0	0	0	
			Charges	11	17	0	0	8	0	0	4	12	1	92	832	479	79	0	
			Grand Total Dispositions	13	10	0	0	13	0	0	7	14	4	44	835	319	48	0	
			Total Non-Trial Dispositions	12	10	0	0	13	0	0	7	14	3	44	830	319	48	0	
		Total Trial Dispositions	1	0	0	0	0	0	0	0	0	1	0	5	0	0	0		
North Las Vegas Justice Court	New Filings (cases)	45	116	0	0	26	0	2	3	137	6	13	375	189	0	0			
	Reopened (cases)	0	0	0	0	0	0	0	0	0	0	0	0	0	0	0			
	Charges	98	324	0	0	134	11	11	10	195	35	75	896	214	3	0			
	Grand Total Dispositions	37	128	0	0	37	2	1	2	113	5	21	622 <sup>f</sup>	56	49	0			
	Total Non-Trial Dispositions	37	127	0	0	37	2	1	2	112	5	20	622	56	49	0			
Total Trial Dispositions	0	1	0	0	0	0	0	0	1	0	1	0	0	0	0				
Searchlight Justice Court	New Filings (cases)	2	4	0	0	8	0	0	0	7	31	6	3,034	1,299	6	2			
	Reopened (cases)	0	0	0	0	0	0	0	0	0	0	0	2	1	0	0			
	Charges	8	12	0	0	8	0	0	0	9	32	7	3,407	1,309	12	2			
	Grand Total Dispositions <sup>f</sup>	3	3	0	0	6	0	0	1	5	45	37	5,410 <sup>f</sup>	763	8	1			
	Total Non-Trial Dispositions	3	3	0	0	6	0	0	1	5	41	37	5,342	763	8	1			
Total Trial Dispositions	0	0	0	0	0	0	0	0	0	4	0	68	0	0	0				

<sup>a</sup> Parking includes both misdemeanor and civil infraction offenses; civil infraction reporting began January 2023.

<sup>e</sup> Estimated.

<sup>f</sup> Includes administrative case closures.

<sup>h</sup> Includes Juvenile Traffic cases for July-December 2022.

<sup>j</sup> Reopened (cases) not reported or under-reported.

<sup>k</sup> Charges not reported; the reported magnitude is the number of reported cases.

Source: Uniform System for Judicial Records, Nevada AOC, Research and Statistics Unit.

Table B5-2. Criminal Caseload Processed by Justice Courts in Nevada, Fiscal Year 2023.

Justice Court, Criminal Caseload, Misdemeanor and Civil Infraction (6 of 6)				Crimes Against Persons, Misdemeanor	Domestic Violence, Misdemeanor	Older/Vulnerable Persons Abuse, Misdemeanor	Protection Order Violation, Misdemeanor	Crimes Against Property, Misdemeanor	Drugs, Misdemeanor	Weapons, Misdemeanor	Public Order, Misdemeanor	Motor Vehicle - DUI, Misdemeanor	Motor Vehicle - Reckless, Misdemeanor	Other, Misdemeanor	Traffic, Misdemeanor	Traffic, Infraction	Parking <sup>a</sup>	Other Infraction
9th Judicial District	Douglas County	East Fork Justice Court	New Filings (cases)	61	45	0	4	118	85	4	48	121	20	75	2,247	753	33	0
			Reopened (cases)	5	6	0	0	20	7	0	3	14	0	2	12	2	0	0
			Charges	82	59	0	6	150	162	9	76	158	42	119	3,019	774	35	0
			Grand Total Dispositions	50	28	0	2	126	84	3	26	79	10	60	2,051	512	33	0
			Total Non-Trial Dispositions	43	24	0	2	124	83	3	25	77	9	58	2,032	512	33	0
		Total Trial Dispositions	7	4	0	0	2	1	0	1	2	1	2	19	0	0	0	
		Tahoe Justice Court	New Filings (cases)	88	21	0	0	114	26	0	102	28	5	27	758	309	266	0
			Reopened (cases)	2	0	0	0	0	0	0	0	1	0	0	2	0	0	0
			Charges	103	24	0	0	137	51	0	125	36	6	44	998	317	275	0
			Grand Total Dispositions	82	19	0	0	92	32	0	71	33	3	28	776	226	216	0
Total Non-Trial Dispositions	79		18	0	0	86	31	0	70	30	3	27	774	226	216	0		
Total Trial Dispositions	3	1	0	0	6	1	0	1	3	0	1	2	0	0	0			
10th Judicial District	Churchill County	New River Justice Court	New Filings (cases)	21	19	0	9	54	75	4	26	94	16	67	1,889	1,094	8	0
			Reopened (cases)	0	0	0	0	1	0	0	1	0	0	1	1	0	0	0
			Charges	26	27	0	16	68	98	5	29	113	19	90	2,633	1,145	17	0
			Grand Total Dispositions	25	32	0	7	47	77	4	25	101	18	107	2,020	733	5	0
			Total Non-Trial Dispositions	25	32	0	6	47	77	4	25	99	17	106	2,008	733	5	0
Total Trial Dispositions	0	0	0	1	0	0	0	0	2	1	1	12	0	0	0			
11th Judicial District	Lander County	Argenta Justice Court	New Filings (cases)	20	7	0	1	23	10	2	2	12	0	32	257	382	0	0
			Reopened (cases)	0	0	0	0	0	0	0	0	0	0	0	1	0	0	0
			Charges	21	9	0	2	30	10	3	7	12	1	53	308	425	0	0
			Grand Total Dispositions	14	6	0	1	15	11	1	3	10	0	37	314	199	0	0
			Total Non-Trial Dispositions	13	6	0	1	14	11	1	3	10	0	36	314	199	0	0
		Total Trial Dispositions	1	0	0	0	1	0	0	0	0	0	1	0	0	0	0	
		Austin Justice Court	New Filings (cases)	0	0	0	0	0	1	2	0	0	0	3	323	269	2	0
			Reopened (cases)	0	0	0	0	0	0	0	0	0	0	0	0	0	0	0
			Charges	0	1	0	0	0	1	2	0	0	0	3	384	310	3	0
			Grand Total Dispositions <sup>f</sup>	0	0	0	0	0	2	2	0	0	0	105	278	167	0	0
	Total Non-Trial Dispositions		0	0	0	0	0	2	2	0	0	0	105	278	167	0	0	
	Total Trial Dispositions	0	0	0	0	0	0	0	0	0	0	0	0	0	0	0		
	Mineral County	Hawthorne Justice Court	New Filings (cases)	9	11	0	2	10	7	0	5	29	9	9	975	511	1	1
			Reopened (cases)	0	2	0	0	1	0	0	0	0	0	0	5	0	0	0
			Charges	30	18	0	5	38	49	1	14	32	10	20	1,225	565	2	1
Grand Total Dispositions			1	0	0	0	1	1	0	2	1	1	1	506	260 <sup>c</sup>	0	0 <sup>c</sup>	
Total Non-Trial Dispositions			1	0	0	0	1	1	0	2	1	1	1	506	260	0	0	
Total Trial Dispositions	0	0	0	0	0	0	0	0	0	0	0	0	0	0	0			
Pershing County	Lake Justice Court	New Filings (cases)	14	17	0	2	35	25	1	23	40	1	21	161	104	1	0	
		Reopened (cases)	0	0	0	0	0	0	0	0	0	0	0	0	0	0	0	
		Charges	15	17	0	3	47	39	2	25	41	2	36	233	116	1	0	
		Grand Total Dispositions	12	19	0	2	20	9	0	13	22	2	18	157	68	0	0	
		Total Non-Trial Dispositions	12	19	0	2	20	9	0	13	22	2	18	155	68	0	0	
Total Trial Dispositions	0	0	0	0	0	0	0	0	0	0	0	2	0	0	0			

Table B6-1. Civil Caseload Processed by Justice Courts in Nevada, Fiscal Year 2023.

Justice Court, Civil Caseload, Aggregate (1 of 4)			Real Property	Tort	Contract	Contested Liens	Petitions to Seal Records <sup>a</sup>	Other Civil Matters <sup>a</sup>	Small Claims	Protection Orders	Totals
<b>Totals<sup>b</sup></b>	Nevada Justice Courts	New Filings (cases)	74,154	380	43,518	12	572	1,654	4,723	8,469	133,482
		Reopened (cases)	13,201	7	458	2	0	43	239	452	14,402
		<b>Grand Total Dispositions</b>	82,896	344	43,381	17	480	1,426	4,585	8,562	141,691
		Total Non-Trial Dispositions	81,783	334	43,373	17	480	1,397	2,965	8,562	138,911
		Total Trial Dispositions	1,113	10	8	0	0	29	1,620	0	2,780
1st Judicial District	Carson City Justice Court <sup>c</sup>	New Filings (cases)	784	1	482	2	0	42 <sup>a</sup>	210	518	2,039
		Reopened (cases)	1	0	0	0	0	1	5	1	8
		<b>Grand Total Dispositions</b>	514	1	473	0	0	21	157	463	1,629
		Total Non-Trial Dispositions	461	1	473	0	0	20	44	463	1,462
		Total Trial Dispositions	53	0	0	0	0	1	113	0	167
	Storey County Justice Court	New Filings (cases)	10	0	13	0	0	0 <sup>a</sup>	0	37	60
		Reopened (cases)	0	0	1	0	0	0	0	0	1
		<b>Grand Total Dispositions</b>	7	0	0	0	0	0	1	26	34
		Total Non-Trial Dispositions	6	0	0	0	0	0	1	26	33
		Total Trial Dispositions	1	0	0	0	0	0	0	0	1
2nd Judicial District	Incline Village Justice Court	New Filings (cases)	27	0	15	0	0	11 <sup>a</sup>	13	29	95
		Reopened (cases)	3	0	0	0	0	0	3	7	13
		<b>Grand Total Dispositions</b>	23	0	23	0	0	10	12	34	102
		Total Non-Trial Dispositions	23	0	23	0	0	10	7	34	97
		Total Trial Dispositions	0	0	0	0	0	0	5	0	5
	Reno Justice Court	New Filings (cases)	4,433	179	2,534	0	0	89 <sup>a</sup>	934	842	9,011
		Reopened (cases)	535	0	92	0	0	9	76	21	733
		<b>Grand Total Dispositions</b>	4,843	26	2,320	0	0	80	906	856	9,031
		Total Non-Trial Dispositions	4,373	23	2,319	0	0	68	785	856	8,424
		Total Trial Dispositions	470	3	1	0	0	12	121	0	607
	Sparks Justice Court	New Filings (cases)	1,756	4	1,532	0	0	68 <sup>a</sup>	370	302	4,032
		Reopened (cases)	240	0	22	0	0	2	38	34	336
		<b>Grand Total Dispositions</b>	1,984	9	2,007	0	0	71	421	329	4,821
		Total Non-Trial Dispositions	1,795	9	2,005	0	0	63	360	329	4,561
		Total Trial Dispositions	189	0	2	0	0	8	61	0	260
Wadsworth Justice Court	New Filings (cases)	7	0	2	0	0	1 <sup>a</sup>	0	7	17	
	Reopened (cases)	0	0	0	0	0	0	1	0	1	
	<b>Grand Total Dispositions</b>	4	0	1	0	0	1	0	5	11	
	Total Non-Trial Dispositions	4	0	1	0	0	1	0	5	11	
	Total Trial Dispositions	0	0	0	0	0	0	0	0	0	
3rd Judicial District	Canal Justice Court	New Filings (cases)	406	0	295	0	3	2	59	236	1,001
		Reopened (cases)	3	0	0	0	0	0	0	0	3
		<b>Grand Total Dispositions</b>	395	0	273	0	3	3	45	224	943
		Total Non-Trial Dispositions	385	0	273	0	3	2	34	224	921
		Total Trial Dispositions	10	0	0	0	0	1	11	0	22
	Dayton Justice Court	New Filings (cases)	118	1	188	0	0	23 <sup>a</sup>	20	191	541
		Reopened (cases)	1	0	4	0	0	0	0	0	5
		<b>Grand Total Dispositions</b>	113	0	179	0	0	22	19	189	522
		Total Non-Trial Dispositions	101	0	179	0	0	21	16	189	506
		Total Trial Dispositions	12	0	0	0	0	1	3	0	16
Walker River Justice Court	New Filings (cases)	168	0	71	0	0	54 <sup>a</sup>	37	163	493	
	Reopened (cases)	55	0	1	0	0	2	0	35	93	
	<b>Grand Total Dispositions</b>	294	0	64	0	0	30	41	218	647	
	Total Non-Trial Dispositions	294	0	64	0	0	26	33	218	635	
	Total Trial Dispositions	0	0	0	0	0	4	8	0	12	

<sup>a</sup> The Petitions to Seal Records statistics are incomplete. Other Civil Matters statistics may be over-inclusive of petition to seal record actions.  
<sup>b</sup> Totals reflect aggregate information from the Nevada Justice Courts. Information contained herein may reflect non-standard reporting and is noted by other footnotes.  
<sup>c</sup> Carson City is a consolidated municipality and the justice court includes municipal court information. Statistics are reported in the justice court tables only.  
 Source: Uniform System for Judicial Records, Nevada AOC, Research and Statistics Unit.

Table B6-1. Civil Caseload Processed by Justice Courts in Nevada, Fiscal Year 2023.

Justice Court, Civil Caseload, Aggregate (2 of 4)				Real Property	Tort	Contract	Contested Liens	Petitions to Seal Records <sup>a</sup>	Other Civil Matters <sup>a</sup>	Small Claims	Protection Orders	Totals
4th Judicial District	Elko County	Carlin Justice Court	New Filings (cases)	24	0	10	0	0	3 <sup>a</sup>	3	26	66
			Reopened (cases)	0	0	0	0	0	0	0	0	0
			Grand Total Dispositions	16	0	7	0	0	2	1	26	52
			Total Non-Trial Dispositions	16	0	7	0	0	2	1	26	52
			Total Trial Dispositions	0	0	0	0	0	0	0	0	0
		Eastline Justice Court	New Filings (cases)	7	0	14	0	0	0 <sup>a</sup>	28	52	101
			Reopened (cases)	0	0	0	0	0	0	0	0	0
			Grand Total Dispositions	6	0	15	0	0	1	14	52	88
			Total Non-Trial Dispositions	6	0	15	0	0	1	9	52	83
			Total Trial Dispositions	0	0	0	0	0	0	5	0	5
		Elko Justice Court	New Filings (cases)	174	0	413	0	0	5 <sup>a</sup>	34	421	1,047
			Reopened (cases)	4	0	8	0	0	0	0	50	62
			Grand Total Dispositions	175	0	432	0	0	11	72	482	1,172
			Total Non-Trial Dispositions	163	0	432	0	0	11	62	482	1,150
			Total Trial Dispositions	12	0	0	0	0	0	10	0	22
		Wells Justice Court	New Filings (cases)	13	0	10	0	0	0	5	20 <sup>d</sup>	48
Reopened (cases)	0		0	0	0	0	0	0	0	0		
Grand Total Dispositions	1		0	5	0	0	0	6	23	35		
Total Non-Trial Dispositions	1		0	5	0	0	0	6	23	35		
Total Trial Dispositions	0		0	0	0	0	0	0	0	0		
5th Judicial District	Esmeralda County	Esmeralda Justice Court	New Filings (cases)	3	0	1	0	0	2 <sup>a</sup>	2	6	14
			Reopened (cases)	0	0	0	0	0	0	0	0	0
			Grand Total Dispositions	3	0	0	0	0	0	1	10	14
			Total Non-Trial Dispositions	2	0	0	0	0	0	1	10	13
			Total Trial Dispositions	1	0	0	0	0	0	0	0	1
	Nye County	Beatty Justice Court	New Filings (cases)	7	0	6	0	0	2 <sup>a</sup>	0	29 <sup>d</sup>	44
			Reopened (cases)	0	0	0	0	0	0	0	0	0
			Grand Total Dispositions	2	0	7	0	0	1	0	21	31
			Total Non-Trial Dispositions	2	0	7	0	0	1	0	21	31
			Total Trial Dispositions	0	0	0	0	0	0	0	0	0
		Pahrump Justice Court	New Filings (cases)	142	2	452	0	4	0	38	319	957
			Reopened (cases)	17	0	28	0	0	0	1	5	51
			Grand Total Dispositions	160	1	443	0	3	0	37	314	958
			Total Non-Trial Dispositions	159	1	443	0	3	0	21	314	941
			Total Trial Dispositions	1	0	0	0	0	0	16	0	17
			Tonopah Justice Court	New Filings (cases)	17	0	18	0	0	2 <sup>a</sup>	4	67
Reopened (cases)	0	0	0	0	0	0	0	0	0			
Grand Total Dispositions	13	0	22	0	0	1	5	66	107			
Total Non-Trial Dispositions	13	0	22	0	0	1	3	66	105			
Total Trial Dispositions	0	0	0	0	0	0	2	0	2			
6th Judicial District	Humboldt County	Union Justice Court	New Filings (cases)	40	0	102	0	0	11 <sup>a</sup>	23	260	436
			Reopened (cases)	0	0	0	0	0	0	1	1	
			Grand Total Dispositions	37	0	90	0	0	11	23	248	409
			Total Non-Trial Dispositions	35	0	90	0	0	11	23	248	407
			Total Trial Dispositions	2	0	0	0	0	0	0	0	2
7th Judicial District	Eureka County	Eureka Justice Court	New Filings (cases)	1	0	16	0	0	1 <sup>a</sup>	1	19	38
			Reopened (cases)	0	0	0	0	0	0	0	0	
			Grand Total Dispositions	0	0	11	0	0	0	1	20	32
			Total Non-Trial Dispositions	0	0	10	0	0	0	0	20	30
			Total Trial Dispositions	0	0	1	0	0	0	1	0	2

<sup>a</sup> The Petitions to Seal Records statistics are incomplete. Other Civil Matters statistics may be over-inclusive of petition to seal record actions.

<sup>d</sup> High-risk protection orders not reported or incomplete.

Source: Uniform System for Judicial Records, Nevada AOC, Research and Statistics Unit.

Table B6-1. Civil Caseload Processed by Justice Courts in Nevada, Fiscal Year 2023.

Justice Court, Civil Caseload, Aggregate (3 of 4)		Real Property	Tort	Contract	Contested Liens	Petitions to Seal Records <sup>a</sup>	Other Civil Matters <sup>a</sup>	Small Claims	Protection Orders	Totals			
7th Judicial District Cont.	Lincoln County	Meadow Valley Justice Court	New Filings (cases)	5	0	7	0	0	4 <sup>a</sup>	2	23	41	
			Reopened (cases)	0	0	0	0	0	0	0	0	0	
			Grand Total Dispositions	1	0	7	0	0	4	0	17	29	
			Total Non-Trial Dispositions	1	0	7	0	0	4	0	17	29	
			Total Trial Dispositions	0	0	0	0	0	0	0	0	0	
		Pahrnagat Valley Justice Court	New Filings (cases)	5	0	8	0	0	8 <sup>a</sup>	0	3	24	
			Reopened (cases)	0	0	1	0	0	0	0	0	1	
			Grand Total Dispositions	2	0	14	0	0	8	0	4	28	
			Total Non-Trial Dispositions	2	0	14	0	0	8	0	4	28	
			Total Trial Dispositions	0	0	0	0	0	0	0	0	0	
		White Pine County	Ely Justice Court	New Filings (cases)	29	0	60	0	0	0	34	110	233
			Reopened (cases)	0	0	8	0	0	0	9	0	17	
	Grand Total Dispositions		19	0	49	0	0	0	36	95	199		
	Total Non-Trial Dispositions		19	0	49	0	0	0	26	95	189		
	Total Trial Dispositions		0	0	0	0	0	0	10	0	10		
8th Judicial District	Clark County	Boulder Justice Court	New Filings (cases)	60	0	91	0	0	0	10	113	274	
			Reopened (cases)	0	0	0	0	0	0	0	1	1	
			Grand Total Dispositions	57	1	119	0	0	0	13	108	298	
			Total Non-Trial Dispositions	57	1	119	0	0	0	13	108	298	
			Total Trial Dispositions	0	0	0	0	0	0	0	0	0	
			Bunkerville Justice Court	New Filings (cases)	1	0	5	0	0	0	1	2	9
		Reopened (cases)		0	0	0	0	0	0	0	0	0	
		Grand Total Dispositions		2	0	0	0	0	0	1	1	4	
		Total Non-Trial Dispositions		2	0	0	0	0	0	1	1	4	
		Total Trial Dispositions		0	0	0	0	0	0	0	0	0	
			Goodsprings Justice Court	New Filings (cases)	11	0	19	0	0	0	4	6	40
		Reopened (cases)		1	0	1	0	0	0	0	0	2	
		Grand Total Dispositions		10	0	15	0	0	0	4	6	35	
		Total Non-Trial Dispositions		10	0	15	0	0	0	1	6	32	
		Total Trial Dispositions		0	0	0	0	0	0	3	0	3	
			Henderson Justice Court	New Filings (cases)	5,740	11	4,192	1	8	32	278	530	10,792
		Reopened (cases)		616	0	15	0	0	0	3	13	647	
		Grand Total Dispositions		6,008	7	3,893	2	5	20	192	538	10,665	
		Total Non-Trial Dispositions		5,789	7	3,892	2	5	20	153	538	10,406	
		Total Trial Dispositions		219	0	1	0	0	0	39	0	259	
	Las Vegas Justice Court	New Filings (cases)	51,987	171	28,344	4	524	1,093	2,263	2,994	87,380		
Reopened (cases)		11,641	7	262	2	0	26	96	250	12,284			
Grand Total Dispositions		62,374	294	28,599	11	450	974	2,310	3,109	98,121			
Total Non-Trial Dispositions		62,236	287	28,599	11	450	973	1,172	3,109	96,837			
Total Trial Dispositions		138	7	0	0	0	1	1,138	0	1,284			
	Laughlin Justice Court	New Filings (cases)	208	0	111	0	0	0	4	44	367		
Reopened (cases)		0	0	0	0	0	0	0	0	0			
Grand Total Dispositions <sup>f</sup>		231	0	134	0	0	0	5	50	420 <sup>f</sup>			
Total Non-Trial Dispositions		231	0	131	0	0	0	3	50	415			
Total Trial Dispositions		0	0	3	0	0	0	2	0	5			
	Mesquite Justice Court	New Filings (cases)	48	0	116	0	0	1 <sup>a</sup>	11	99	275		
Reopened (cases)		1	0	0	0	0	0	0	0	1			
Grand Total Dispositions		44	0	115	0	0	2	11	100	272			
Total Non-Trial Dispositions		43	0	115	0	0	2	9	100	269			
Total Trial Dispositions		1	0	0	0	0	0	2	0	3			

<sup>a</sup> The Petitions to Seal Records statistics are incomplete. Other Civil Matters statistics may be over-inclusive of petition to seal record actions.

<sup>f</sup> Includes administrative case closures.

Source: Uniform System for Judicial Records, Nevada AOC, Research and Statistics Unit.

Justice Court, Civil Caseload, Aggregate (4 of 4)			Real Property	Tort	Contract	Contested Liens	Petitions to Seal Records <sup>a</sup>	Other Civil Matters <sup>a</sup>	Small Claims	Protection Orders	Totals		
8th Judicial District Cont.	Clark County Cont.	Moapa Justice Court	New Filings (cases)	0	0	3	0	0	0	0	4	7	
			Reopened (cases)	0	0	1	0	0	0	0	1	2	
			Grand Total Dispositions	0	0	1	0	0	0	0	0	3	4
			Total Non-Trial Dispositions	0	0	1	0	0	0	0	0	3	4
			Total Trial Dispositions	0	0	0	0	0	0	0	0	0	0
		Moapa Valley Justice Court	New Filings (cases)	9	0	15	0	0	0	2	36	62	
			Reopened (cases)	0	0	0	0	0	0	0	0	0	
			Grand Total Dispositions	4	0	13	0	0	0	2	42	61	
			Total Non-Trial Dispositions	4	0	13	0	0	0	2	42	61	
			Total Trial Dispositions	0	0	0	0	0	0	0	0	0	
		North Las Vegas Justice Court	New Filings (cases)	7,552	10	3,913	5	16	34	170	331	12,031	
			Reopened (cases)	80	0	2	0	0	0	0	3	85	
			Grand Total Dispositions	5,283	5	3,712	4	14	30	124	318	9,490	
			Total Non-Trial Dispositions	5,283	5	3,712	4	14	30	66	318	9,432	
			Total Trial Dispositions	0	0	0	0	0	0	58	0	58	
		Searchlight Justice Court	New Filings (cases)	6	0	4	0	0	0	1	8	19	
Reopened (cases)	0		0	0	0	0	0	0	0	0			
Grand Total Dispositions	8		0	2	0	0	0	0	5	15			
Total Non-Trial Dispositions	8		0	2	0	0	0	0	5	15			
Total Trial Dispositions	0		0	0	0	0	0	0	0	0			
9th Judicial District	Douglas County	East Fork Justice Court	New Filings (cases)	35	0	207	0	7	14	48	202	513	
			Reopened (cases)	1	0	1	0	0	1	0	20	23	
			Grand Total Dispositions	28	0	95	0	4	9	20	204	360	
			Total Non-Trial Dispositions	25	0	95	0	4	9	16	204	353	
			Total Trial Dispositions	3	0	0	0	0	0	4	0	7	
		Tahoe Justice Court	New Filings (cases)	2	0	13	0	10	8	12	22	67	
			Reopened (cases)	0	0	0	0	0	0	0	0	0	
			Grand Total Dispositions	3	0	3	0	1	5	8	16	36	
Total Non-Trial Dispositions	3	0	3	0	1	5	7	16	35				
Total Trial Dispositions	0	0	0	0	0	0	1	0	1				
10th Judicial District	Churchill County	New River Justice Court	New Filings (cases)	217	1	174	0	0	116 <sup>a</sup>	63	281	852	
			Reopened (cases)	1	0	9	0	0	0	0	2	12	
			Grand Total Dispositions	140	0	186	0	0	98	42	225	691	
			Total Non-Trial Dispositions	140	0	186	0	0	97	36	225	684	
Total Trial Dispositions	0	0	0	0	0	1	6	0	7				
11th Judicial District	Lander County	Argenta Justice Court	New Filings (cases)	23	0	33	0	0	10 <sup>a</sup>	10	39	115	
			Reopened (cases)	0	0	0	0	0	0	0	3	3	
			Grand Total Dispositions	20	0	26	0	0	3	3	42	94	
		Total Non-Trial Dispositions	20	0	26	0	0	3	3	42	94		
		Total Trial Dispositions	0	0	0	0	0	0	0	0	0		
		Austin Justice Court	New Filings (cases)	2	0	1	0	0	0	0	8	11	
	Reopened (cases)		0	0	0	0	0	0	0	0	0		
	Grand Total Dispositions		0	0	4	0	0	0	0	5	9		
	Total Non-Trial Dispositions	0	0	4	0	0	0	0	5	9			
	Total Trial Dispositions	0	0	0	0	0	0	0	0	0			
	Mineral County	Hawthorne Justice Court	New Filings (cases)	33	0	5	0	0	10 <sup>a</sup>	11	20	79	
			Reopened (cases)	1	0	2	0	0	2	7	5	17	
			Grand Total Dispositions	28	0	3	0	0	8	13	23	75	
Total Non-Trial Dispositions			28	0	3	0	0	8	13	23	75		
Total Trial Dispositions	0	0	0	0	0	0	0	0	0				
Pershing County	Lake Justice Court	New Filings (cases)	44	0	23	0	0	8 <sup>a</sup>	18	50	143		
		Reopened (cases)	0	0	0	0	0	0	0	0	0		
		Grand Total Dispositions	44	0	19	0	0	0	39	45	147		
		Total Non-Trial Dispositions	43	0	19	0	0	0	38	45	145		
Total Trial Dispositions	1	0	0	0	0	0	1	0	2				

<sup>a</sup> The Petitions to Seal Records statistics are incomplete. Other Civil Matters statistics may be over-inclusive of petition to seal record actions.

Justice Court, Civil Caseload (1 of 4)			Real Property			Tort					Contract					Contested Liens		Petitions to Seal Records <sup>a</sup>		Other Civil Matters <sup>a</sup>		Protection Orders		
			Landlord Tenant (Summary Eviction)	Unlawful Detainer Complaint	Other Real Property	Auto Negligence	Premises Liability	Other Negligence	Intentional Misconduct	Other Tort	Credit Card Collection	Payday Loan Collection	Debt Collection Agency	Other Debt Collection	Contract Buyer Plaintiff							Other Contract	Request for DV Protection Orders	Request for Non-DV Protection Orders
<b>Totals<sup>b</sup></b>	Nevada Justice Courts	<b>New Filings (cases)</b>	<b>72,959</b>	<b>826</b>	<b>369</b>	<b>159</b>	<b>6</b>	<b>27</b>	<b>156</b>	<b>32</b>	<b>26,573</b>	<b>7,307</b>	<b>3,289</b>	<b>4,304</b>	<b>308</b>	<b>1,737</b>	<b>12</b>	<b>572</b>	<b>1,654</b>	<b>4,723</b>	<b>1,510</b>	<b>6,958</b>	<b>1</b>	
		<b>Reopened (cases)</b>	13,178	12	11	6	0	0	1	201	43	105	52	15	42	2	0	43	239	80	372	0		
		<b>Grand Total Dispositions</b>	<b>81,614</b>	<b>894</b>	<b>388</b>	<b>246</b>	<b>7</b>	<b>26</b>	<b>5</b>	<b>60</b>	<b>26,024</b>	<b>8,723</b>	<b>2,968</b>	<b>3,905</b>	<b>247</b>	<b>1,514</b>	<b>17</b>	<b>480</b>	<b>1,426</b>	<b>4,585</b>	<b>1,547</b>	<b>7,014</b>	<b>1</b>	
		Total Non-Trial Dispositions	80,665	742	376	238	7	26	5	58	26,018	8,723	2,967	3,905	247	1,513	17	480	1,397	2,965	1,547	7,014	1	
		Total Trial Dispositions	949	152	12	8	0	0	0	2	6	0	1	0	0	1	0	0	29	1,620	0	0	0	
1st Judicial District	Carson City Justice Court <sup>c</sup>	<b>New Filings (cases)</b>	<b>779</b>	<b>2</b>	<b>3</b>	<b>1</b>	<b>0</b>	<b>0</b>	<b>0</b>	<b>0</b>	<b>379</b>	<b>1</b>	<b>39</b>	<b>34</b>	<b>4</b>	<b>25</b>	<b>2</b>	<b>0</b>	<b>42<sup>a</sup></b>	<b>210</b>	<b>292</b>	<b>226</b>	<b>0</b>	
		<b>Reopened (cases)</b>	1	0	0	0	0	0	0	0	0	0	0	0	0	0	0	0	1	5	1	0	0	
		<b>Grand Total Dispositions</b>	<b>510</b>	<b>1</b>	<b>3</b>	<b>1</b>	<b>0</b>	<b>0</b>	<b>0</b>	<b>0</b>	<b>373</b>	<b>0</b>	<b>46</b>	<b>31</b>	<b>7</b>	<b>16</b>	<b>0</b>	<b>0</b>	<b>21</b>	<b>157</b>	<b>279</b>	<b>184</b>	<b>0</b>	
		Total Non-Trial Dispositions	459	1	1	1	0	0	0	0	373	0	46	31	7	16	0	0	20	44	279	184	0	
		Total Trial Dispositions	51	0	2	0	0	0	0	0	0	0	0	0	0	0	0	0	1	113	0	0	0	
Storey County	Virginia City Justice Court	<b>New Filings (cases)</b>	<b>9</b>	<b>1</b>	<b>0</b>	<b>0</b>	<b>0</b>	<b>0</b>	<b>0</b>	<b>10</b>	<b>0</b>	<b>0</b>	<b>0</b>	<b>2</b>	<b>1</b>	<b>0</b>	<b>0</b>	<b>0</b>	<b>0<sup>a</sup></b>	<b>0</b>	<b>13</b>	<b>24</b>	<b>0</b>	
		<b>Reopened (cases)</b>	0	0	0	0	0	0	0	0	1	0	0	0	0	0	0	0	0	0	0	0	0	
		<b>Grand Total Dispositions</b>	<b>6</b>	<b>1</b>	<b>0</b>	<b>0</b>	<b>0</b>	<b>0</b>	<b>0</b>	<b>0</b>	<b>0</b>	<b>0</b>	<b>0</b>	<b>0</b>	<b>0</b>	<b>0</b>	<b>0</b>	<b>0</b>	<b>0</b>	<b>1</b>	<b>8</b>	<b>18</b>	<b>0</b>	
		Total Non-Trial Dispositions	5	1	0	0	0	0	0	0	0	0	0	0	0	0	0	0	0	0	1	8	18	0
		Total Trial Dispositions	1	0	0	0	0	0	0	0	0	0	0	0	0	0	0	0	0	0	0	0	0	0
2nd Judicial District	Washoe County	Incline Village Justice Court	<b>New Filings (cases)</b>	<b>27</b>	<b>0</b>	<b>0</b>	<b>0</b>	<b>0</b>	<b>0</b>	<b>0</b>	<b>12</b>	<b>0</b>	<b>0</b>	<b>2</b>	<b>0</b>	<b>1</b>	<b>0</b>	<b>0</b>	<b>11<sup>a</sup></b>	<b>13</b>	<b>5</b>	<b>24</b>	<b>(d)</b>	
			<b>Reopened (cases)</b>	3	0	0	0	0	0	0	0	0	0	0	0	0	0	0	0	0	3	0	7	
			<b>Grand Total Dispositions</b>	<b>23</b>	<b>0</b>	<b>0</b>	<b>0</b>	<b>0</b>	<b>0</b>	<b>0</b>	<b>0</b>	<b>19</b>	<b>0</b>	<b>1</b>	<b>2</b>	<b>1</b>	<b>0</b>	<b>0</b>	<b>0</b>	<b>10</b>	<b>12</b>	<b>5</b>	<b>29</b>	
			Total Non-Trial Dispositions	23	0	0	0	0	0	0	0	19	0	1	2	1	0	0	0	10	7	5	29	
			Total Trial Dispositions	0	0	0	0	0	0	0	0	0	0	0	0	0	0	0	0	0	5	0	0	
	Washoe County	Reno Justice Court	<b>New Filings (cases)</b>	<b>4,380</b>	<b>44</b>	<b>9</b>	<b>21</b>	<b>0</b>	<b>3</b>	<b>151</b>	<b>4</b>	<b>1,915</b>	<b>272</b>	<b>51</b>	<b>143</b>	<b>26</b>	<b>127</b>	<b>0</b>	<b>0</b>	<b>89<sup>a</sup></b>	<b>934</b>	<b>0</b>	<b>842</b>	<b>(d)</b>
			<b>Reopened (cases)</b>	532	2	1	0	0	0	0	0	10	0	65	4	0	13	0	0	9	76	0	21	
			<b>Grand Total Dispositions</b>	<b>4,793</b>	<b>40</b>	<b>10</b>	<b>16</b>	<b>0</b>	<b>2</b>	<b>1</b>	<b>7</b>	<b>1,868</b>	<b>130</b>	<b>104</b>	<b>121</b>	<b>5</b>	<b>92</b>	<b>0</b>	<b>0</b>	<b>80</b>	<b>906</b>	<b>0</b>	<b>856</b>	
			Total Non-Trial Dispositions	4,334	36	3	14	0	2	1	6	1,868	130	104	121	5	91	0	0	68	785	0	856	
			Total Trial Dispositions	459	4	7	2	0	0	0	1	0	0	0	0	0	1	0	0	12	121	0	0	
	Washoe County	Sparks Justice Court	<b>New Filings (cases)</b>	<b>1,738</b>	<b>16</b>	<b>2</b>	<b>2</b>	<b>0</b>	<b>1</b>	<b>1</b>	<b>0</b>	<b>935</b>	<b>383</b>	<b>16</b>	<b>147</b>	<b>6</b>	<b>45</b>	<b>0</b>	<b>0</b>	<b>68<sup>a</sup></b>	<b>370</b>	<b>0</b>	<b>302</b>	<b>(d)</b>
			<b>Reopened (cases)</b>	240	0	0	0	0	0	0	0	6	3	9	2	1	1	0	0	2	38	0	34	
			<b>Grand Total Dispositions</b>	<b>1,968</b>	<b>14</b>	<b>2</b>	<b>6</b>	<b>0</b>	<b>0</b>	<b>1</b>	<b>2</b>	<b>1,121</b>	<b>630</b>	<b>46</b>	<b>157</b>	<b>3</b>	<b>50</b>	<b>0</b>	<b>0</b>	<b>71</b>	<b>421</b>	<b>0</b>	<b>329</b>	
			Total Non-Trial Dispositions	1,783	12	0	6	0	0	1	2	1,120	630	45	157	3	50	0	0	63	360	0	329	
			Total Trial Dispositions	185	2	2	0	0	0	0	0	1	0	1	0	0	0	0	0	8	61	0	0	
Washoe County	Wadsworth Justice Court	<b>New Filings (cases)</b>	<b>3</b>	<b>4</b>	<b>0</b>	<b>0</b>	<b>0</b>	<b>0</b>	<b>0</b>	<b>2</b>	<b>0</b>	<b>0</b>	<b>0</b>	<b>0</b>	<b>0</b>	<b>0</b>	<b>0</b>	<b>0</b>	<b>1<sup>a</sup></b>	<b>0</b>	<b>0</b>	<b>7</b>	<b>(d)</b>	
		<b>Reopened (cases)</b>	0	0	0	0	0	0	0	0	0	0	0	0	0	0	0	0	0	1	0	0		
		<b>Grand Total Dispositions</b>	<b>2</b>	<b>2</b>	<b>0</b>	<b>0</b>	<b>0</b>	<b>0</b>	<b>0</b>	<b>0</b>	<b>1</b>	<b>0</b>	<b>0</b>	<b>0</b>	<b>0</b>	<b>0</b>	<b>0</b>	<b>0</b>	<b>1</b>	<b>0</b>	<b>0</b>	<b>5</b>		
		Total Non-Trial Dispositions	2	2	0	0	0	0	0	0	1	0	0	0	0	0	0	0	0	1	0	0	5	
		Total Trial Dispositions	0	0	0	0	0	0	0	0	0	0	0	0	0	0	0	0	0	0	0	0	0	
3rd Judicial District	Lyon County	Canal Justice Court	<b>New Filings (cases)</b>	<b>398</b>	<b>8</b>	<b>0</b>	<b>0</b>	<b>0</b>	<b>0</b>	<b>0</b>	<b>229</b>	<b>2</b>	<b>4</b>	<b>32</b>	<b>8</b>	<b>20</b>	<b>0</b>	<b>3</b>	<b>2</b>	<b>59</b>	<b>90</b>	<b>146</b>	<b>0</b>	
			<b>Reopened (cases)</b>	3	0	0	0	0	0	0	0	0	0	0	0	0	0	0	0	0	0	0	0	0
			<b>Grand Total Dispositions</b>	<b>391</b>	<b>4</b>	<b>0</b>	<b>0</b>	<b>0</b>	<b>0</b>	<b>0</b>	<b>0</b>	<b>234</b>	<b>1</b>	<b>7</b>	<b>19</b>	<b>2</b>	<b>10</b>	<b>0</b>	<b>3</b>	<b>3</b>	<b>45</b>	<b>88</b>	<b>136</b>	<b>0</b>
			Total Non-Trial Dispositions	381	4	0	0	0	0	0	0	234	1	7	19	2	10	0	3	2	34	88	136	0
			Total Trial Dispositions	10	0	0	0	0	0	0	0	0	0	0	0	0	0	0	0	1	11	0	0	0
	Lyon County	Dayton Justice Court	<b>New Filings (cases)</b>	<b>118</b>	<b>0</b>	<b>0</b>	<b>0</b>	<b>0</b>	<b>0</b>	<b>1</b>	<b>139</b>	<b>0</b>	<b>20</b>	<b>17</b>	<b>2</b>	<b>10</b>	<b>0</b>	<b>0</b>	<b>23<sup>a</sup></b>	<b>20</b>	<b>75</b>	<b>116</b>	<b>0</b>	
			<b>Reopened (cases)</b>	1	0	0	0	0	0	0	2	0	1	0	0	1	0	0	0	0	0	0	0	
			<b>Grand Total Dispositions</b>	<b>113</b>	<b>0</b>	<b>0</b>	<b>0</b>	<b>0</b>	<b>0</b>	<b>0</b>	<b>133</b>	<b>0</b>	<b>20</b>	<b>12</b>	<b>2</b>	<b>12</b>	<b>0</b>	<b>0</b>	<b>22</b>	<b>19</b>	<b>73</b>	<b>116</b>	<b>0</b>	
			Total Non-Trial Dispositions	101	0	0	0	0	0	0	133	0	20	12	2	12	0	0	21	16	73	116	0	
			Total Trial Dispositions	12	0	0	0	0	0	0	0	0	0	0	0	0	0	0	1	3	0	0	0	
	Lyon County	Walker River Justice Court	<b>New Filings (cases)</b>	<b>160</b>	<b>0</b>	<b>8</b>	<b>0</b>	<b>0</b>	<b>0</b>	<b>0</b>	<b>56</b>	<b>0</b>	<b>3</b>	<b>7</b>	<b>4</b>	<b>1</b>	<b>0</b>	<b>0</b>	<b>54<sup>a</sup></b>	<b>37</b>	<b>99</b>	<b>64</b>	<b>0</b>	
			<b>Reopened (cases)</b>	53	0	2	0	0	0	0	1	0	0	0	0	0	0	0	2	0	20	15	0	
<b>Grand Total Dispositions</b>			<b>279</b>	<b>0</b>	<b>15</b>	<b>0</b>	<b>0</b>	<b>0</b>	<b>0</b>	<b>47</b>	<b>0</b>	<b>8</b>	<b>8</b>	<b>1</b>	<b>0</b>	<b>0</b>	<b>0</b>	<b>30</b>	<b>41</b>	<b>132</b>	<b>86</b>	<b>0</b>		
Total Non-Trial Dispositions			279	0	15	0	0	0	0	47	0	8	8	1	0	0	0	0	30	41	132	86	0	
Total Trial Dispositions			0	0	0	0	0	0	0	0	0	0	0	0	0	0	0	0	4	8	0	0	0	

<sup>a</sup> The Petitions to Seal Records statistics are incomplete. Other Civil Matters statistics may be over-inclusive of petition to seal record actions.

<sup>b</sup> Totals reflect aggregate information from the Nevada Justice Courts. Information contained herein may reflect non-standard reporting and is noted by other footnotes.

<sup>c</sup> Carson City is a consolidated municipality and the justice court includes municipal court information. Statistics are reported in the justice court tables only.

<sup>d</sup> Specific protection order types typically filed and disposed in the district court of this county.

Source: Uniform System for Judicial Records, Nevada AOC, Research and Statistics Unit.

Justice Court, Civil Caseload (2 of 4)				Real Property			Tort					Contract					Contested Liens		Petitions to Seal Records <sup>a</sup>		Other Civil Matters <sup>a</sup>		Small Claims			Protection Orders				
				Landlord Tenant (Summary Eviction)	Unlawful Detainer Complaint	Other Real Property	Auto Negligence	Premises Liability	Other Negligence	Intentional Misconduct	Other Tort	Credit Card Collection	Payday Loan Collection	Debt Collection Agency	Other Debt Collection	Contract Buyer Plaintiff	Other Contract	Contested Liens	Petitions to Seal Records <sup>a</sup>	Other Civil Matters <sup>a</sup>	Small Claims	Request for DV Protection Orders	Request for Non-DV Protection Orders	High-Risk Protection Orders						
4th Judicial District	Elko County	Carlin Justice Court	New Filings (cases)	20	4	0	0	0	0	0	0	0	0	0	9	0	0	1	0	0	0	0	0	3 <sup>a</sup>	3	11	15	0		
			Reopened (cases)	0	0	0	0	0	0	0	0	0	0	0	0	0	0	0	0	0	0	0	0	0	0	0	0	0	0	0
			Grand Total Dispositions	15	1	0	0	0	0	0	0	7	0	0	0	0	7	0	0	0	0	0	0	0	2	1	11	15	0	
			Total Non-Trial Dispositions	15	1	0	0	0	0	0	0	7	0	0	0	0	7	0	0	0	0	0	0	0	2	1	11	15	0	
		Total Trial Dispositions	0	0	0	0	0	0	0	0	0	0	0	0	0	0	0	0	0	0	0	0	0	0	0	0	0	0	0	
		Eastline Justice Court	New Filings (cases)	5	2	0	0	0	0	0	12	0	0	1	0	1	0	0	0	0	0	0	0	0	0	28	17	35	0	
			Reopened (cases)	0	0	0	0	0	0	0	0	0	0	0	0	0	0	0	0	0	0	0	0	0	0	0	0	0	0	
			Grand Total Dispositions	3	3	0	0	0	0	0	14	0	0	1	0	0	14	0	0	1	0	0	0	0	1	14	17	35	0	
			Total Non-Trial Dispositions	3	3	0	0	0	0	0	14	0	0	1	0	0	14	0	0	1	0	0	0	0	1	9	17	35	0	
		Total Trial Dispositions	0	0	0	0	0	0	0	0	0	0	0	0	0	0	0	0	0	0	0	0	0	0	5	0	0	0	0	
		Elko Justice Court	New Filings (cases)	155	18	1	0	0	0	0	273	0	4	119	7	10	0	0	5 <sup>a</sup>	34	207	214	0	0	0	0	37	13	0	
			Reopened (cases)	4	0	0	0	0	0	0	2	0	0	6	0	0	0	0	0	0	0	0	0	0	0	0	0	0	0	
			Grand Total Dispositions	155	18	2	0	0	0	0	253	0	26	138	3	12	0	0	11	72	253	229	0	0	0	0	0	0	0	
			Total Non-Trial Dispositions	149	12	2	0	0	0	0	253	0	26	138	3	12	0	0	11	62	253	229	0	0	0	0	0	0	0	
		Total Trial Dispositions	6	6	0	0	0	0	0	0	0	0	0	0	0	0	0	0	10	0	0	0	0	0	0	0	0	0	0	
		Wells Justice Court	New Filings (cases)	13	0	0	0	0	0	0	9	0	0	0	0	1	0	0	0	5	2	18	(f)	0	0	0	0	0	0	
Reopened (cases)	0		0	0	0	0	0	0	0	0	0	0	0	0	0	0	0	0	0	0	0	0	0	0	0	0	0			
Grand Total Dispositions	1		0	0	0	0	0	0	5	0	0	0	0	0	0	0	0	6	4	19	0	0	0	0	0	0	0			
Total Non-Trial Dispositions	1		0	0	0	0	0	0	5	0	0	0	0	0	0	0	0	6	4	19	0	0	0	0	0	0	0			
Total Trial Dispositions	0	0	0	0	0	0	0	0	0	0	0	0	0	0	0	0	0	0	0	0	0	0	0	0	0	0	0			
5th Judicial District	Esmeralda County	Esmeralda Justice Court	New Filings (cases)	3	0	0	0	0	0	0	0	0	0	0	0	0	0	2 <sup>a</sup>	2	2	4	0	0	0	0	0	0	0		
			Reopened (cases)	0	0	0	0	0	0	0	0	0	0	0	0	0	0	0	0	0	0	0	0	0	0	0	0	0	0	
			Grand Total Dispositions	3	0	0	0	0	0	0	0	0	0	0	0	0	0	0	0	1	4	6	0	0	0	0	0	0	0	
			Total Non-Trial Dispositions	2	0	0	0	0	0	0	0	0	0	0	0	0	0	0	0	1	4	6	0	0	0	0	0	0	0	
	Total Trial Dispositions	1	0	0	0	0	0	0	0	0	0	0	0	0	0	0	0	0	0	0	0	0	0	0	0	0	0			
	Nye County	Beatty Justice Court	New Filings (cases)	7	0	0	0	0	0	5	0	0	0	0	1	0	0	2 <sup>a</sup>	0	11	18	(f)	0	0	0	0	0	0		
			Reopened (cases)	0	0	0	0	0	0	0	0	0	0	0	0	0	0	0	0	0	0	0	0	0	0	0	0	0		
			Grand Total Dispositions	2	0	0	0	0	0	0	5	0	0	0	0	2	0	0	1	0	6	15	0	0	0	0	0	0		
			Total Non-Trial Dispositions	2	0	0	0	0	0	0	5	0	0	0	0	2	0	0	1	0	6	15	0	0	0	0	0			
		Total Trial Dispositions	0	0	0	0	0	0	0	0	0	0	0	0	0	0	0	0	0	0	0	0	0	0	0	0	0			
		Pahrump Justice Court	New Filings (cases)	125	17	0	0	1	0	1	422	0	1	22	7	0	0	4	0	38	132	187	0	0	0	0	0	0		
			Reopened (cases)	17	0	0	0	0	0	0	27	0	0	1	0	0	0	0	1	2	3	0	0	0	0	0	0			
			Grand Total Dispositions	149	11	0	0	1	0	0	416	0	4	19	4	0	0	3	0	37	134	180	0	0	0	0	0			
	Total Non-Trial Dispositions		149	10	0	0	1	0	0	416	0	4	19	4	0	0	3	0	21	134	180	0	0	0	0	0				
	Total Trial Dispositions	0	1	0	0	0	0	0	0	0	0	0	0	0	0	0	0	16	0	0	0	0	0	0	0					
	Tonopah Justice Court	New Filings (cases)	9	8	0	0	0	0	0	16	0	0	1	1	0	0	2 <sup>a</sup>	4	21	46	0	0	0	0	0	0				
Reopened (cases)		0	0	0	0	0	0	0	0	0	0	2	1	0	0	0	0	0	0	0	0	0	0	0						
Grand Total Dispositions		6	7	0	0	0	0	0	18	0	0	2	1	1	0	0	1	3	21	45	0	0	0	0						
Total Non-Trial Dispositions		6	7	0	0	0	0	0	18	0	0	2	1	1	0	0	1	3	21	45	0	0	0	0						
Total Trial Dispositions	0	0	0	0	0	0	0	0	0	0	0	0	0	0	0	0	2	0	0	0	0	0	0							
6th Judicial District	Humboldt County	Union Justice Court	New Filings (cases)	39	1	0	0	0	0	77	0	2	12	2	9	0	0	11 <sup>a</sup>	23	81	179	0	0	0	0	0				
			Reopened (cases)	0	0	0	0	0	0	0	0	0	0	0	0	0	0	0	0	0	1	0	0	0	0					
			Grand Total Dispositions	35	2	0	0	0	0	0	69	0	0	10	3	8	0	0	11	23	79	169	0	0	0	0				
			Total Non-Trial Dispositions	33	2	0	0	0	0	0	69	0	0	10	3	8	0	0	11	23	79	169	0	0	0	0				
Total Trial Dispositions	2	0	0	0	0	0	0	0	0	0	0	0	0	0	0	0	0	0	0	0	0	0	0							
7th Judicial District	Eureka County	Eureka Justice Court	New Filings (cases)	1	0	0	0	0	0	14	0	0	0	0	2	0	0	1 <sup>a</sup>	1	1	18	0	0	0	0					
			Reopened (cases)	0	0	0	0	0	0	0	0	0	0	0	0	0	0	0	0	0	0	0	0	0	0					
			Grand Total Dispositions	0	0	0	0	0	0	0	11	0	0	0	0	0	0	0	0	1	1	19	0	0	0					
			Total Non-Trial Dispositions	0	0	0	0	0	0	0	10	0	0	0	0	0	0	0	0	0	1	19	0	0	0					
Total Trial Dispositions	0	0	0	0	0	0	0	1	0	0	0	0	0	0	0	0	1	0	0	0	0	0								

<sup>a</sup> The Petitions to Seal Records statistics are incomplete. Other Civil Matters statistics may be over-inclusive of petition to seal record actions.

<sup>f</sup> High-risk protection orders not reported or incomplete.

Source: Uniform System for Judicial Records, Nevada AOC, Research and Statistics Unit.





Justice Court, Civil Caseload (4 of 4)				Real Property			Tort					Contract									Protection Orders			
				Landlord Tenant (Summary Eviction)	Unlawful Detainer Complaint	Other Real Property	Auto Negligence	Premises Liability	Other Negligence	Intentional Misconduct	Other Tort	Credit Card Collection	Payday Loan Collection	Debt Collection Agency	Other Debt Collection	Contract Buyer Plaintiff	Other Contract	Contested Liens	Petitions to Seal Records <sup>a</sup>	Other Civil Matters <sup>a</sup>	Small Claims	Request for DV Protection Orders	Request for Non-DV Protection Orders	High-Risk Protection Orders
8th Judicial District Cont.	Clark County Cont.	Moapa Justice Court	New Filings (cases)	0	0	0	0	0	0	0	0	0	0	0	0	0	0	0	0	0	1	3	0 <sup>d</sup>	
			Reopened (cases)	0	0	0	0	0	0	0	0	0	0	0	0	1	0	0	0	0	1	0	0	0
			Grand Total Dispositions	0	0	0	0	0	0	0	1	0	0	0	0	0	0	0	0	0	2	1	1	0
			Total Non-Trial Dispositions	0	0	0	0	0	0	0	1	0	0	0	0	0	0	0	0	0	2	1	0	0
		Total Trial Dispositions	0	0	0	0	0	0	0	0	0	0	0	0	0	0	0	0	0	0	0	0	0	0
		Moapa Valley Justice Court	New Filings (cases)	9	0	0	0	0	0	0	13	0	0	1	0	1	0	0	0	2	14	22	0 <sup>d</sup>	
			Reopened (cases)	0	0	0	0	0	0	0	0	0	0	0	0	0	0	0	0	0	0	0	0	0
			Grand Total Dispositions	4	0	0	0	0	0	0	11	0	2	0	0	0	0	0	0	2	12	30	0	0
			Total Non-Trial Dispositions	4	0	0	0	0	0	0	11	0	2	0	0	0	0	0	0	2	12	30	0	0
		Total Trial Dispositions	0	0	0	0	0	0	0	0	0	0	0	0	0	0	0	0	0	0	0	0	0	0
		North Las Vegas Justice Court	New Filings (cases)	7,428	57	67	7	0	3	0	2,657	577	113	378	66	122	5	16	34	170	2	329	0 <sup>d</sup>	
			Reopened (cases)	80	0	0	0	0	0	0	2	0	0	0	0	0	0	0	0	0	0	3	0	0
			Grand Total Dispositions	5,180	49	54	5	0	0	0	2,616	585	75	276	50	110	4	14	30	124	1	317	0	0
			Total Non-Trial Dispositions	5,180	49	54	5	0	0	0	2,616	585	75	276	50	110	4	14	30	124	1	317	0	0
		Total Trial Dispositions	0	0	0	0	0	0	0	0	0	0	0	0	0	0	0	0	58	0	0	0	0	
		Searchlight Justice Court	New Filings (cases)	6	0	0	0	0	0	0	3	0	0	0	1	0	0	0	0	1	3	5	0 <sup>d</sup>	
Reopened (cases)	0		0	0	0	0	0	0	0	0	0	0	0	0	0	0	0	0	0	0	0	0		
Grand Total Dispositions	8		0	0	0	0	0	0	2	0	0	0	0	0	0	0	0	0	2	3	0	0		
Total Non-Trial Dispositions	8		0	0	0	0	0	0	2	0	0	0	0	0	0	0	0	0	2	3	0	0		
Total Trial Dispositions	0	0	0	0	0	0	0	0	0	0	0	0	0	0	0	0	0	0	0	0	0	0		
9th Judicial District	Douglas County	East Fork Justice Court	New Filings (cases)	34	1	0	0	0	0	166	0	11	18	2	10	0	7	14	48	72	129	1	0	
			Reopened (cases)	1	0	0	0	0	0	0	0	0	1	0	0	0	0	0	1	0	9	11	0	0
			Grand Total Dispositions	28	0	0	0	0	0	0	73	0	11	8	1	2	0	4	9	20	79	124	1	0
			Total Non-Trial Dispositions	25	0	0	0	0	0	0	73	0	11	8	1	2	0	4	9	16	79	124	1	0
		Total Trial Dispositions	3	0	0	0	0	0	0	0	0	0	0	0	0	0	0	0	4	0	0	0	0	
		Tahoe Justice Court	New Filings (cases)	0	2	0	0	0	0	0	11	0	0	1	0	1	0	10	8	12	15	7	0	0
			Reopened (cases)	0	0	0	0	0	0	0	0	0	0	0	0	0	0	0	0	0	0	0	0	0
			Grand Total Dispositions	1	2	0	0	0	0	0	2	0	1	0	0	0	0	1	5	8	10	6	0	0
Total Non-Trial Dispositions	1		2	0	0	0	0	0	2	0	1	0	0	0	0	1	5	7	10	6	0	0		
Total Trial Dispositions	0	0	0	0	0	0	0	0	0	0	0	0	0	0	0	0	1	0	0	0	0			
10th Judicial District	Churchill County	New River Justice Court	New Filings (cases)	217	0	0	1	0	0	133	0	7	16	2	16	0	0	116 <sup>a</sup>	63	131	150	0	0	
			Reopened (cases)	1	0	0	0	0	0	0	7	0	0	1	0	1	0	0	0	0	1	1	0	0
			Grand Total Dispositions	140	0	0	0	0	0	0	159	0	3	9	4	11	0	0	98	42	104	121	0	0
			Total Non-Trial Dispositions	140	0	0	0	0	0	0	159	0	3	9	4	11	0	0	97	36	104	121	0	0
Total Trial Dispositions	0	0	0	0	0	0	0	0	0	0	0	0	0	0	0	1	6	0	0	0	0			
11th Judicial District	Lander County	Argenta Justice Court	New Filings (cases)	22	0	1	0	0	0	22	0	0	7	3	1	0	0	10 <sup>a</sup>	10	29	10	0	0	
			Reopened (cases)	0	0	0	0	0	0	0	0	0	0	0	0	0	0	0	0	0	3	0	0	0
			Grand Total Dispositions	19	0	1	0	0	0	0	20	0	2	3	0	1	0	0	3	3	33	9	0	0
			Total Non-Trial Dispositions	19	0	1	0	0	0	0	20	0	2	3	0	1	0	0	3	3	33	9	0	0
		Total Trial Dispositions	0	0	0	0	0	0	0	0	0	0	0	0	0	0	0	0	0	0	0	0	0	
		Austin Justice Court	New Filings (cases)	2	0	0	0	0	0	0	1	0	0	0	0	0	0	0	0	0	4	4	0	0
	Reopened (cases)		0	0	0	0	0	0	0	0	0	0	0	0	0	0	0	0	0	0	0	0	0	
	Grand Total Dispositions	0	0	0	0	0	0	0	3	0	1	0	0	0	0	0	0	0	3	2	0	0		
	Total Non-Trial Dispositions	0	0	0	0	0	0	0	3	0	1	0	0	0	0	0	0	0	3	2	0	0		
	Total Trial Dispositions	0	0	0	0	0	0	0	0	0	0	0	0	0	0	0	0	0	0	0	0	0	0	
	Mineral County	Hawthorne Justice Court	New Filings (cases)	32	1	0	0	0	0	4	1	0	0	0	0	0	0	10 <sup>a</sup>	11	11	9	0	0	
			Reopened (cases)	1	0	0	0	0	0	0	2	0	0	0	0	0	0	0	2	7	4	1	0	0
Grand Total Dispositions			27	1	0	0	0	0	0	2	0	0	0	0	0	1	0	8	13	14	9	0	0	
Total Non-Trial Dispositions			27	1	0	0	0	0	0	2	0	0	0	0	0	1	0	8	13	14	9	0	0	
Total Trial Dispositions	0	0	0	0	0	0	0	0	0	0	0	0	0	0	0	0	0	0	0	0	0	0		
Pershing County	Lake Justice Court	New Filings (cases)	43	0	1	0	0	0	20	0	0	1	0	2	0	0	8 <sup>a</sup>	18	22	28	0	0		
		Reopened (cases)	0	0	0	0	0	0	0	0	0	0	0	0	0	0	0	0	0	0	0	0	0	
		Grand Total Dispositions	43	0	1	0	0	0	0	15	0	1	0	0	3	0	0	0	39	21	24	0	0	
		Total Non-Trial Dispositions	42	0	1	0	0	0	0	15	0	1	0	0	3	0	0	0	38	21	24	0	0	
Total Trial Dispositions	1	0	0	0	0	0	0	0	0	0	0	0	0	0	0	0	1	0	0	0	0			

<sup>a</sup> The Petitions to Seal Records statistics are incomplete. Other Civil Matters statistics may be over-inclusive of petition to seal record actions.

Source: Uniform System for Judicial Records, Nevada AOC, Research and Statistics Unit.

<sup>d</sup> High-risk protection orders typically filed and disposed in the district court of this county.

Municipal Court, Criminal Caseload, Aggregate (1 of 2)			Misdemeanor (Non-Traffic), Total	Traffic, Infraction, and Parking Totals	
<b>Totals<sup>a</sup></b>	Nevada Municipal Courts	<b>New Filings (cases)</b>	<b>34,935</b>	<b>96,788</b>	
		<b>Reopened (cases)</b>	2,273	3,150	
		<b>Charges</b>	45,790	125,918	
		<b>Grand Total Dispositions</b>	32,287	89,674	
		Total Non-Trial Dispositions	32,102	89,498	
		Total Trial Dispositions	185	176	
2nd Judicial District	Washoe County	<b>Reno Municipal Court</b>	<b>New Filings (cases)</b>	<b>4,923</b>	<b>10,239</b>
		<b>Reopened (cases)</b>	637	524	
		<b>Charges</b>	5,594	13,296	
		<b>Grand Total Dispositions</b>	5,437	10,281	
		Total Non-Trial Dispositions	5,424	10,266	
		Total Trial Dispositions	13	15	
	Sparks Municipal Court	<b>New Filings (cases)</b>	<b>1,509</b>	<b>4,855</b>	
		<b>Reopened (cases)<sup>b</sup></b>	1	0	
		<b>Charges</b>	1,899	6,881	
		<b>Grand Total Dispositions</b>	1,639	4,216	
Total Non-Trial Dispositions	1,630	4,211			
Total Trial Dispositions	9	5			
3rd Judicial District	Lyon County	<b>Fernley Municipal Court</b>	<b>New Filings (cases)</b>	<b>269</b>	<b>1,715</b>
		<b>Reopened (cases)</b>	0	2	
		<b>Charges</b>	409	2,331	
		<b>Grand Total Dispositions</b>	260	1,632	
		Total Non-Trial Dispositions	257	1,624	
		Total Trial Dispositions	3	8	
	Yerington Municipal Court	<b>New Filings (cases)</b>	<b>77</b>	<b>204</b>	
		<b>Reopened (cases)</b>	2	0	
		<b>Charges</b>	87	253	
		<b>Grand Total Dispositions</b>	50	151	
Total Non-Trial Dispositions	50	151			
Total Trial Dispositions	0	0			
4th Judicial District	Elko County	<b>Carlin Municipal Court</b>	<b>New Filings (cases)</b>	<b>42</b>	<b>69</b>
		<b>Reopened (cases)</b>	0	0	
		<b>Charges</b>	62	91	
		<b>Grand Total Dispositions</b>	30	35	
		Total Non-Trial Dispositions	30	35	
		Total Trial Dispositions	0	0	
	Elko Municipal Court	<b>New Filings (cases)</b>	<b>164</b>	<b>152</b>	
		<b>Reopened (cases)</b>	36	5	
		<b>Charges</b>	245	198	
		<b>Grand Total Dispositions</b>	206	168	
	Total Non-Trial Dispositions	202	167		
	Total Trial Dispositions	4	1		
	Wells Municipal Court	<b>New Filings (cases)</b>	<b>4</b>	<b>185</b>	
		<b>Reopened (cases)</b>	0	0	
		<b>Charges</b>	4	200	
		<b>Grand Total Dispositions</b>	3	145	
Total Non-Trial Dispositions		3	144		
Total Trial Dispositions		0	1		
West Wendover Municipal Court	<b>New Filings (cases)</b>	<b>94</b>	<b>475</b>		
	<b>Reopened (cases)</b>	16	2		
	<b>Charges</b>	120	546		
	<b>Grand Total Dispositions</b>	80	674 <sup>c</sup>		
Total Non-Trial Dispositions	77	674			
Total Trial Dispositions	3	0			

<sup>a</sup> Totals reflect aggregate information from the Nevada Municipal Courts. Information contained herein may reflect non-standard reporting and is noted by subsequent footnotes. Case types determined by the USJR charge hierarchy defined in the Nevada Courts Statistical Reporting Dictionary. Civil Infraction reporting began January 2023. Carson City is a consolidated municipality and its statistics are reported in the justice court tables.

<sup>b</sup> Reopened (cases) under-reported.

<sup>c</sup> Includes administrative case closures.

Source: Uniform System for Judicial Records, Nevada AOC, Research and Statistics Unit.

Municipal Court, Criminal Caseload, Aggregate (2 of 2)			Misdemeanor (Non-Traffic), Total	Traffic, Infraction, and Parking Totals		
7th Judicial District	Lincoln County	<b>Caliente Municipal Court</b>	<b>New Filings (cases)</b>	<b>5</b>	<b>0</b>	
			<b>Reopened (cases)</b>	0	0	
			<b>Charges</b>	9	0	
		<b>Grand Total Dispositions</b>	0	0		
		Total Non-Trial Dispositions	0	0		
		Total Trial Dispositions	0	0		
White Pine County	<b>Ely Municipal Court</b>	<b>New Filings (cases)</b>	<b>148</b>	<b>305</b>		
			<b>Reopened (cases)</b>	1	1	
			<b>Charges</b>	185	386	
		<b>Grand Total Dispositions</b>	141	303		
		Total Non-Trial Dispositions	138	303		
		Total Trial Dispositions	3	0		
8th Judicial District	Clark County	<b>Boulder Municipal Court</b>	<b>New Filings (cases)</b>	<b>390</b>	<b>1,080</b>	
				<b>Reopened (cases)</b>	14	7
				<b>Charges</b>	617	1,652
			<b>Grand Total Dispositions</b>	424	1,685 <sup>c</sup>	
			Total Non-Trial Dispositions	423	1,685	
			Total Trial Dispositions	1	0	
		<b>Henderson Municipal Court</b>	<b>New Filings (cases)</b>	<b>4,013</b>	<b>13,733</b>	
				<b>Reopened (cases)</b>	1,564	2,609
				<b>Charges</b>	5,470	16,256
			<b>Grand Total Dispositions</b>	5,722	13,970	
			Total Non-Trial Dispositions	5,690	13,931	
			Total Trial Dispositions	32	39	
	<b>Las Vegas Municipal Court<sup>d</sup></b>	<b>New Filings (cases)</b>	<b>18,159</b>	<b>44,091</b>		
			<b>Reopened (cases)</b>	0	0	
			<b>Charges</b>	24,606	55,508	
		<b>Grand Total Dispositions</b>	13,573	38,166		
		Total Non-Trial Dispositions	13,484	38,114		
		Total Trial Dispositions	89	52		
	<b>Mesquite Municipal Court</b>	<b>New Filings (cases)</b>	<b>780</b>	<b>1,201</b>		
			<b>Reopened (cases)</b>	0	0	
			<b>Charges</b>	983	1,572	
		<b>Grand Total Dispositions</b>	628	1,048		
		Total Non-Trial Dispositions	623	1,046		
		Total Trial Dispositions	5	2		
<b>North Las Vegas Municipal Court</b>	<b>New Filings (cases)</b>	<b>4,161</b>	<b>18,140</b>			
		<b>Reopened (cases)</b>	0	0		
		<b>Charges</b>	5,291	26,299		
	<b>Grand Total Dispositions</b>	3,837	16,825			
	Total Non-Trial Dispositions	3,814	16,772			
	Total Trial Dispositions	23	53			
10th Judicial District	Churchill County	<b>Fallon Municipal Court</b>	<b>New Filings (cases)</b>	<b>197</b>	<b>344</b>	
				<b>Reopened (cases)</b>	2	0
				<b>Charges</b>	209	449
				<b>Grand Total Dispositions</b>	257 <sup>c</sup>	375
	Total Non-Trial Dispositions	257	375			
	Total Trial Dispositions	0	0			

<sup>c</sup> Includes administrative case closures.

<sup>d</sup> Statistics include estimates for the last quarter of fiscal year 2023, due to configuration issues with a new case management system.

Source: Uniform System for Judicial Records, Nevada AOC, Research and Statistics Unit.

**Table B7-2. Criminal Caseload Processed by Municipal Courts in Nevada, Fiscal Year 2023.**

			Crimes Against Persons, Misdemeanor	Domestic Violence, Misdemeanor	Older/Vulnerable Persons Abuse, Misdemeanor	Protection Order Violation, Misdemeanor	Crimes Against Property, Misdemeanor	Drugs, Misdemeanor	Weapons, Misdemeanor	Public Order, Misdemeanor	Motor Vehicle - DUI, Misdemeanor	Motor Vehicle - Reckless, Misdemeanor	Other, Misdemeanor	Traffic, Misdemeanor	Traffic, Infraction	Parking <sup>a</sup>	Other Infraction	
<b>Municipal Court, Criminal Caseload, Misdemeanor (1 of 3)</b>																		
<b>Totals<sup>a</sup></b>	<b>Nevada Municipal Courts</b>	<b>New Filings (cases)</b>	<b>3,948</b>	<b>5,322</b>	<b>15</b>	<b>442</b>	<b>5,534</b>	<b>2,733</b>	<b>185</b>	<b>4,009</b>	<b>4,705</b>	<b>781</b>	<b>7,261</b>	<b>78,517</b>	<b>16,705</b>	<b>1,515</b>	<b>51</b>	
		<b>Reopened (cases)</b>	162	561	2	53	403	195	5	104	623	34	131	3,142	0	5	3	
		<b>Charges</b>	4,822	5,773	15	537	6,421	4,069	381	5,228	7,473	1,111	9,960	106,397	17,774	1,686	61	
		<b>Grand Total Dispositions</b>	3,735	5,614	15	526	5,457	2,627	144	3,437	4,235	569	5,928	77,654	10,766	1,235	19	
		Total Non-Trial Dispositions	3,682	5,580	15	523	5,441	2,619	143	3,418	4,212	565	5,904	77,481	10,765	1,233	19	
		Total Trial Dispositions	53	34	0	3	16	8	1	19	23	4	24	173	1	2	0	
<b>2nd Judicial District</b>	<b>Washoe County</b>	<b>Reno Municipal Court</b>	<b>New Filings (cases)</b>	<b>439</b>	<b>272</b>	<b>13</b>	<b>25</b>	<b>2,053</b>	<b>171</b>	<b>23</b>	<b>552</b>	<b>712</b>	<b>107</b>	<b>556</b>	<b>6,762</b>	<b>3,471</b>	<b>6</b>	<b>0</b>
			<b>Reopened (cases)</b>	51	76	2	4	131	28	3	72	199	20	51	524	0	0	0
			<b>Charges</b>	469	316	13	28	2,207	225	31	618	775	149	763	9,730	3,538	28	0
			<b>Grand Total Dispositions</b>	487	354	13	23	2,058	191	27	722	847	116	599	7,956	2,321	4	0
			Total Non-Trial Dispositions	482	353	13	23	2,054	191	27	720	846	116	599	7,941	2,321	4	0
			Total Trial Dispositions	5	1	0	0	4	0	0	2	1	0	0	15	0	0	0
		<b>Sparks Municipal Court</b>	<b>New Filings (cases)</b>	<b>158</b>	<b>224</b>	<b>0</b>	<b>39</b>	<b>561</b>	<b>108</b>	<b>7</b>	<b>108</b>	<b>172</b>	<b>32</b>	<b>100</b>	<b>3,373</b>	<b>1,382</b>	<b>100</b>	<b>0</b>
		<b>Reopened (cases)<sup>b</sup></b>	0	0	0	0	1	0	0	0	0	0	0	0	0	0	0	0
		<b>Charges</b>	171	280	0	51	626	177	7	162	191	39	195	5,243	1,480	156	2	
		<b>Grand Total Dispositions</b>	164	258	0	40	577	124	7	104	232	34	99	3,238	917	61	0	
		Total Non-Trial Dispositions	162	254	0	40	577	124	7	102	231	34	99	3,233	917	61	0	
		Total Trial Dispositions	2	4	0	0	0	0	0	2	1	0	0	5	0	0	0	
<b>3rd Judicial District</b>	<b>Lyon County</b>	<b>Fernley Municipal Court</b>	<b>New Filings (cases)</b>	<b>28</b>	<b>0</b>	<b>0</b>	<b>0</b>	<b>40</b>	<b>55</b>	<b>1</b>	<b>16</b>	<b>67</b>	<b>7</b>	<b>55</b>	<b>1,189</b>	<b>516</b>	<b>10</b>	<b>0</b>
			<b>Reopened (cases)</b>	0	0	0	0	0	0	0	0	0	0	0	2	0	0	0
			<b>Charges</b>	29	0	0	0	66	66	1	18	81	10	138	1,760	557	14	0
			<b>Grand Total Dispositions</b>	38	0	0	2	58	38	1	18	53	5	47	1,315	313	4	0
			Total Non-Trial Dispositions	37	0	0	2	58	38	1	18	52	5	46	1,307	313	4	0
			Total Trial Dispositions	1	0	0	0	0	0	0	0	1	0	1	8	0	0	0
		<b>Yerington Municipal Court</b>	<b>New Filings (cases)</b>	<b>8</b>	<b>9</b>	<b>0</b>	<b>4</b>	<b>22</b>	<b>6</b>	<b>0</b>	<b>9</b>	<b>15</b>	<b>0</b>	<b>4</b>	<b>119</b>	<b>84</b>	<b>0</b>	<b>1</b>
		<b>Reopened (cases)</b>	0	1	0	0	0	0	0	0	0	1	0	0	0	0	0	0
		<b>Charges</b>	9	10	0	6	22	7	0	13	16	0	4	151	101	0	1	
		<b>Grand Total Dispositions</b>	5	5	0	1	8	4	0	14	11	0	2	107	44	0	0	
		Total Non-Trial Dispositions	5	5	0	1	8	4	0	14	11	0	2	107	44	0	0	
		Total Trial Dispositions	0	0	0	0	0	0	0	0	0	0	0	0	0	0	0	

<sup>a</sup> Totals reflect aggregate information from the Nevada Municipal Courts. Information contained herein may reflect non-standard reporting and is noted by subsequent footnotes. Case types determined by the USJR charge hierarchy defined in the Nevada Courts Statistical Reporting Dictionary. Parking includes both misdemeanor and civil infraction offenses; civil infraction reporting began January 2023. Carson City is a consolidated municipality and its statistics are reported in the justice court tables.

<sup>b</sup> Reopened (cases) under-reported.

Source: Uniform System for Judicial Records, Nevada AOC, Research and Statistics Unit.

Table B7-2. Criminal Caseload Processed by Municipal Courts in Nevada, Fiscal Year 2023.

Municipal Court, Criminal Caseload, Misdemeanor (2 of 3)				Crimes Against Persons, Misdemeanor	Domestic Violence, Misdemeanor	Older/Vulnerable Persons Abuse, Misdemeanor	Protection Order Violation, Misdemeanor	Crimes Against Property, Misdemeanor	Drugs, Misdemeanor	Weapons, Misdemeanor	Public Order, Misdemeanor	Motor Vehicle - DUI, Misdemeanor	Motor Vehicle - Reckless, Misdemeanor	Other, Misdemeanor	Traffic, Misdemeanor	Traffic, Infraction	Parking <sup>a</sup>	Other Infraction		
				Crimes Against Persons, Misdemeanor	Domestic Violence, Misdemeanor	Older/Vulnerable Persons Abuse, Misdemeanor	Protection Order Violation, Misdemeanor	Crimes Against Property, Misdemeanor	Drugs, Misdemeanor	Weapons, Misdemeanor	Public Order, Misdemeanor	Motor Vehicle - DUI, Misdemeanor	Motor Vehicle - Reckless, Misdemeanor	Other, Misdemeanor	Traffic, Misdemeanor	Traffic, Infraction	Parking <sup>a</sup>	Other Infraction		
4th Judicial District	Elko County	Carlin Municipal Court	New Filings (cases)	1	0	0	0	2	1	0	27	0	0	11	18	50	1	0		
			Reopened (cases)	0	0	0	0	0	0	0	0	0	0	0	0	0	0	0	0	
			Charges	1	0	0	0	2	1	0	38	0	0	20	19	71	1	0	0	
			Grand Total Dispositions	1	0	0	0	0	1	0	19	0	0	9	12	22	1	0	0	
		Total Non-Trial Dispositions	1	0	0	0	0	1	0	19	0	0	9	12	22	1	0	0	0	
		Total Trial Dispositions	0	0	0	0	0	0	0	0	0	0	0	0	0	0	0	0	0	0
		Elko Municipal Court	New Filings (cases)	0	0	0	0	27	0	0	13	41	8	75	150 <sup>c</sup>	(c)	2 <sup>c</sup>	(c)	0	
			Reopened (cases)	0	0	0	0	4	0	0	9	17	2	4	4		1		0	
			Charges	0	0	0	0	27	0	0	13	43	23	139	195		3		0	
			Grand Total Dispositions	0	0	0	0	39	0	0	31	68	11	57	165		3		0	
		Total Non-Trial Dispositions	0	0	0	0	39	0	0	30	67	11	55	164		3		0	0	
		Total Trial Dispositions	0	0	0	0	0	0	0	1	1	0	2	1		0		0	0	
		Wells Municipal Court	New Filings (cases)	0	0	0	0	4	0	0	0	0	0	0	0	31	153	1	0	
			Reopened (cases)	0	0	0	0	0	0	0	0	0	0	0	0	0	0	0	0	
			Charges	0	0	0	0	4	0	0	0	0	0	0	34	165	1	0	0	
			Grand Total Dispositions	0	0	0	0	2	0	0	0	1	0	0	30	115	0	0	0	
	Total Non-Trial Dispositions	0	0	0	0	2	0	0	0	1	0	0	29	115	0	0	0	0		
	Total Trial Dispositions	0	0	0	0	0	0	0	0	0	0	0	1	0	0	0	0	0		
	West Wendover Municipal Court	New Filings (cases)	21	0	0	0	27	0	0	6	16	4	20	181	292	2	0	0		
		Reopened (cases)	1	0	0	0	3	0	0	5	7	0	0	2	0	0	0	0		
Charges		22	0	0	0	31	0	0	9	18	5	35	202	341	3	0	0			
Grand Total Dispositions		16	0	0	0	27	0	0	4	14	4	15	479 <sup>d</sup>	194	1	0	0			
Total Non-Trial Dispositions	15	0	0	0	26	0	0	4	13	4	15	479	194	1	0	0	0			
Total Trial Dispositions	1	0	0	0	1	0	0	0	1	0	0	0	0	0	0	0	0			
7th Judicial District	Lincoln County	Caliente Municipal Court	New Filings (cases)	0	0	0	0	0	0	0	0	0	5	0	0	0	0	0		
			Reopened (cases)	0	0	0	0	0	0	0	0	0	0	0	0	0	0	0	0	
			Charges	0	0	0	0	0	0	0	0	0	0	9	0	0	0	0	0	
			Grand Total Dispositions	0	0	0	0	0	0	0	0	0	0	0	0	0	0	0	0	
			Total Non-Trial Dispositions	0	0	0	0	0	0	0	0	0	0	0	0	0	0	0	0	0
	Total Trial Dispositions	0	0	0	0	0	0	0	0	0	0	0	0	0	0	0	0	0		
	White Pine County	Ely Municipal Court	New Filings (cases)	19	0	0	0	49	5	1	33	26	1	14	201	92	10	2		
			Reopened (cases)	0	0	0	0	0	0	0	1	0	0	0	1	0	0	0	0	
			Charges	21	0	0	0	52	6	1	53	30	2	20	275	98	10	3		
			Grand Total Dispositions	26	3	0	0	37	4	0	34	23	2	12	186	110	7	0		
Total Non-Trial Dispositions			23	3	0	0	37	4	0	34	23	2	12	186	110	7	0	0		
Total Trial Dispositions	3	0	0	0	0	0	0	0	0	0	0	0	0	0	0	0	0			

<sup>a</sup> Parking includes both misdemeanor and civil infraction offenses; civil infraction reporting began January 2023.

<sup>c</sup> Civil infraction information reported in the Traffic, Misdemeanor case type.

<sup>d</sup> Includes administrative case closures.

Source: Uniform System for Judicial Records, Nevada AOC, Research and Statistics Unit.

**Table B7-2. Criminal Caseload Processed by Municipal Courts in Nevada, Fiscal Year 2023.**

Municipal Court, Criminal Caseload, Misdemeanor (3 of 3)				Crimes Against Persons, Misdemeanor	Domestic Violence, Misdemeanor	Older/Vulnerable Persons Abuse, Misdemeanor	Protection Order Violation, Misdemeanor	Crimes Against Property, Misdemeanor	Drugs, Misdemeanor	Weapons, Misdemeanor	Public Order, Misdemeanor	Motor Vehicle - DUI, Misdemeanor	Motor Vehicle - Reckless, Misdemeanor	Other, Misdemeanor	Traffic, Misdemeanor	Traffic, Infraction	Parking <sup>a</sup>	Other Infraction	
8th Judicial District	Clark County	Boulder Municipal Court	New Filings (cases)	57	7	0	5	38	55	7	29	99	34	59	854	155	71	0	
			Reopened (cases)	7	1	0	1	2	1	0	0	0	2	0	0	7	0	0	0
			Charges	58	37	0	11	63	121	9	44	112	48	114	1,397	178	77	0	
			Grand Total Dispositions	63	16	0	4	53	63	4	34	92	32	63	1,557 <sup>d</sup>	111	17	0	
			Total Non-Trial Dispositions	62	16	0	4	53	63	4	34	92	32	63	1,557	111	17	0	
			Total Trial Dispositions	1	0	0	0	0	0	0	0	0	0	0	0	0	0	0	0
			Henderson Municipal Court	New Filings (cases)	606	881	0	88	1,048	459	20	125	125	68	593	8,915	3,902	894	22
		Reopened (cases)	103	483	0	48	262	166	2	16	396	12	76	2,602	0	4	3		
		Charges	659	1,006	0	96	1,260	793	30	192	133	80	1,221	11,160	4,153	921	22		
		Grand Total Dispositions	667	1,421	0	158	1,226	683	23	133	764	56	591	10,377	2,826	757	10		
		Total Non-Trial Dispositions	658	1,410	0	157	1,222	683	23	133	760	54	590	10,339	2,825	757	10		
		Total Trial Dispositions	9	11	0	1	4	0	0	0	4	2	1	38	1	0	0		
		Las Vegas Municipal Court <sup>f</sup>	New Filings (cases)	2,097	2,929	0	214	1,089	1,346	106	3,044	2,661	280	4,393	43,852 <sup>c</sup>	(c)	239 <sup>c</sup>	(c)	
		Reopened (cases)	0	0	0	0	0	0	0	0	0	0	0	0	0	0	0	0	
		Charges	2,805	3,084	0	226	1,381	2,007	274	4,005	5,260	472	5,092	55,269	239	204	0		
		Grand Total Dispositions	1,848	2,620	0	229	898	1,005	61	2,278	1,466	116	3,052	37,962	204	204	0		
		Total Non-Trial Dispositions	1,826	2,606	0	229	894	999	60	2,264	1,455	114	3,037	37,910	204	204	0		
		Total Trial Dispositions	22	14	0	0	4	6	1	14	11	2	15	52	0	0	0		
		Mesquite Municipal Court	New Filings (cases)	49	82	0	4	309	146	3	44	94	4	45	774	330	96	1	
		Reopened (cases)	0	0	0	0	0	0	0	0	0	0	0	0	0	0	0	0	
		Charges	52	93	0	4	348	243	6	58	108	7	64	1,095	375	101	1		
		Grand Total Dispositions	41	65	0	4	219	116	3	44	105	4	27	723	248 <sup>g</sup>	77	0 <sup>g</sup>		
		Total Non-Trial Dispositions	39	65	0	4	217	116	3	44	104	4	27	721	248	77	0		
		Total Trial Dispositions	2	0	0	0	2	0	0	0	1	0	0	2	0	0	0		
North Las Vegas Municipal Court	New Filings (cases)	451	908	0	60	239	372	17	0	644	236	1,234	11,808	6,224	83	25			
Reopened (cases)	0	0	0	0	0	0	0	0	0	0	0	0	0	0	0	0			
Charges	512	937	0	112	301	412	22	0	671	276	2,048	19,477	6,658	132	32				
Grand Total Dispositions	364	854	0	60	233	392	18	0	530	188	1,198	13,209	3,509	98	9				
Total Non-Trial Dispositions	357	850	0	58	232	390	18	0	528	188	1,193	13,158	3,509	96	9				
Total Trial Dispositions	7	4	0	2	1	2	0	0	2	0	5	51	0	2	0				
10th Judicial District	Churchill County	Fallon Municipal Court	New Filings (cases)	14	10	2	3	26	9	0	3	33	0	97	290	54	0	0	
			Reopened (cases)	0	0	0	0	0	0	0	1	1	0	0	0	0	0		
			Charges	14	10	2	3	31	11	0	5	35	0	98	390	59	0	0	
			Grand Total Dispositions <sup>d</sup>	15	18	2	5	22	6	0	2	29	1	157	338	36	1	0	
			Total Non-Trial Dispositions	15	18	2	5	22	6	0	2	29	1	157	338	36	1	0	
			Total Trial Dispositions	0	0	0	0	0	0	0	0	0	0	0	0	0	0		

<sup>a</sup> Parking includes both misdemeanor and civil infraction offenses; civil infraction reporting began January 2023.

<sup>c</sup> Civil infraction information reported in the Traffic, Misdemeanor case type.

<sup>d</sup> Includes administrative case closures.

<sup>f</sup> Statistics include estimates for the last quarter of fiscal year 2023, due to configuration issues with a new case management system.

<sup>g</sup> The Traffic, Infraction case type may include dispositional information from the Other Infraction case type.

Source: Uniform System for Judicial Records, Nevada AOC, Research and Statistics Unit.

Table B8. Civil Caseload Processed by Municipal Courts in Nevada, Fiscal Year 2023.

Municipal Court, Civil Caseload, Aggregate (1 of 2)			Real Property	Tort	Contract	Contested Liens	Petitions to Seal Records <sup>a</sup>	Other Civil Matters <sup>a</sup>	Totals	
<b>Totals<sup>b</sup></b>	Nevada Municipal Courts	New Filings (cases)	0	0	0	0	248	659	907	
		Reopened (cases)	0	0	0	0	0	274	274	
		<b>Grand Total Dispositions</b>	0	0	0	0	310	887	1,197	
		Total Non-Trial Dispositions	0	0	0	0	310	887	1,197	
		Total Trial Dispositions	0	0	0	0	0	0	0	
2nd Judicial District	Washoe County	Reno Municipal Court	New Filings (cases)	0	0	0	0	40 <sup>a</sup>	40	
		Reopened (cases)	0	0	0	0	0	0	0	
		<b>Grand Total Dispositions</b>	0	0	0	0	0	42	42	
		Total Non-Trial Dispositions	0	0	0	0	0	42	42	
		Total Trial Dispositions	0	0	0	0	0	0	0	
	Sparks Municipal Court	New Filings (cases)	0	0	0	0	0	8 <sup>a</sup>	8	
	Reopened (cases)	0	0	0	0	0	0	0	0	
	<b>Grand Total Dispositions</b>	0	0	0	0	0	7	7		
	Total Non-Trial Dispositions	0	0	0	0	0	7	7		
	Total Trial Dispositions	0	0	0	0	0	0	0		
3rd Judicial District	Lyon County	Fernley Municipal Court	New Filings (cases)	0	0	0	0	1 <sup>a</sup>	1	
		Reopened (cases)	0	0	0	0	0	0	0	
		<b>Grand Total Dispositions</b>	0	0	0	0	0	1	1	
		Total Non-Trial Dispositions	0	0	0	0	0	1	1	
		Total Trial Dispositions	0	0	0	0	0	0	0	
	Yerington Municipal Court	New Filings (cases)	0	0	0	0	1	0	1	
	Reopened (cases)	0	0	0	0	0	0	0	0	
	<b>Grand Total Dispositions</b>	0	0	0	0	0	0	0		
	Total Non-Trial Dispositions	0	0	0	0	0	0	0		
	Total Trial Dispositions	0	0	0	0	0	0	0		
4th Judicial District	Elko County	Carlin Municipal Court	New Filings (cases)	0	0	0	0	0	0	
		Reopened (cases)	0	0	0	0	0	0	0	
		<b>Grand Total Dispositions</b>	0	0	0	0	0	0	0	
		Total Non-Trial Dispositions	0	0	0	0	0	0	0	
		Total Trial Dispositions	0	0	0	0	0	0	0	
		Elko Municipal Court	New Filings (cases)	0	0	0	0	0	1 <sup>a</sup>	1
		Reopened (cases)	0	0	0	0	0	0	0	
		<b>Grand Total Dispositions</b>	0	0	0	0	0	0	0	
	Total Non-Trial Dispositions	0	0	0	0	0	0	0		
	Total Trial Dispositions	0	0	0	0	0	0	0		
	Wells Municipal Court	New Filings (cases)	0	0	0	0	0	0	0	
	Reopened (cases)	0	0	0	0	0	0	0	0	
	<b>Grand Total Dispositions</b>	0	0	0	0	0	0	0		
	Total Non-Trial Dispositions	0	0	0	0	0	0	0		
	Total Trial Dispositions	0	0	0	0	0	0	0		
	West Wendover Municipal Court	New Filings (cases)	0	0	0	0	0	0	0	
Reopened (cases)	0	0	0	0	0	0	0	0		
<b>Grand Total Dispositions</b>	0	0	0	0	0	0	0			
Total Non-Trial Dispositions	0	0	0	0	0	0	0			
Total Trial Dispositions	0	0	0	0	0	0	0			

<sup>a</sup> The Petitions to Seal Records statistics are incomplete. Other Civil Matters statistics may be over-inclusive of petition to seal record actions.

<sup>b</sup> Totals reflect aggregate information from the Nevada Municipal Courts. Information contained herein may reflect non-standard reporting and is noted by other footnotes.

Source: Uniform System for Judicial Records, Nevada AOC, Research and Statistics Unit.



Table B8. Civil Caseload Processed by Municipal Courts in Nevada, Fiscal Year 2023.

Municipal Court, Civil Caseload, Aggregate (2 of 2)			Real Property	Tort	Contract	Contested Liens	Petitions to Seal Records <sup>a</sup>	Other Civil Matters <sup>a</sup>	Totals	
7th Judicial District	Lincoln County	Caliente Municipal Court	New Filings (cases)	0	0	0	0	0	0	0
			Reopened (cases)	0	0	0	0	0	0	0
			Grand Total Dispositions	0	0	0	0	0	0	0
			Total Non-Trial Dispositions	0	0	0	0	0	0	0
			Total Trial Dispositions	0	0	0	0	0	0	0
	White Pine County	Ely Municipal Court	New Filings (cases)	0	0	0	0	0	0	0
			Reopened (cases)	0	0	0	0	0	0	0
			Grand Total Dispositions	0	0	0	0	0	0	0
			Total Non-Trial Dispositions	0	0	0	0	0	0	0
			Total Trial Dispositions	0	0	0	0	0	0	0
8th Judicial District	Clark County	Boulder Municipal Court	New Filings (cases)	0	0	0	0	0	1 <sup>a</sup>	1
			Reopened (cases)	0	0	0	0	0	0	0
			Grand Total Dispositions	0	0	0	0	0	1	1
			Total Non-Trial Dispositions	0	0	0	0	0	1	1
			Total Trial Dispositions	0	0	0	0	0	0	0
			Total Dispositions	0	0	0	0	0	1	1
		Henderson Municipal Court	New Filings (cases)	0	0	0	0	116	2	118
			Reopened (cases)	0	0	0	0	0	0	0
			Grand Total Dispositions <sup>c</sup>	0	0	0	0	179	2	181 <sup>c</sup>
			Total Non-Trial Dispositions	0	0	0	0	179	2	181
			Total Trial Dispositions	0	0	0	0	0	0	0
			Total Dispositions	0	0	0	0	179	2	181
		Las Vegas Municipal Court	New Filings (cases)	0	0	0	0	0	601 <sup>a</sup>	601
			Reopened (cases)	0	0	0	0	0	274	274
			Grand Total Dispositions	0	0	0	0	0	828	828
			Total Non-Trial Dispositions	0	0	0	0	0	828	828
			Total Trial Dispositions	0	0	0	0	0	0	0
			Total Dispositions	0	0	0	0	0	828	828
	Mesquite Municipal Court	New Filings (cases)	0	0	0	0	0	5 <sup>a</sup>	5	
		Reopened (cases)	0	0	0	0	0	0	0	
		Grand Total Dispositions	0	0	0	0	0	6	6	
		Total Non-Trial Dispositions	0	0	0	0	0	6	6	
		Total Trial Dispositions	0	0	0	0	0	0	0	
		Total Dispositions	0	0	0	0	0	6	6	
North Las Vegas Municipal Court	New Filings (cases)	0	0	0	0	131	0	131		
	Reopened (cases)	0	0	0	0	0	0	0		
	Grand Total Dispositions	0	0	0	0	131	0	131		
	Total Non-Trial Dispositions	0	0	0	0	131	0	131		
	Total Trial Dispositions	0	0	0	0	0	0	0		
	Total Dispositions	0	0	0	0	131	0	131		
10th Judicial District	Churchill County	Fallon Municipal Court	New Filings (cases)	0	0	0	0	0	0	0
			Reopened (cases)	0	0	0	0	0	0	0
			Grand Total Dispositions	0	0	0	0	0	0	0
			Total Non-Trial Dispositions	0	0	0	0	0	0	0
			Total Trial Dispositions	0	0	0	0	0	0	0

<sup>a</sup> The Petitions to Seal Records statistics are incomplete. Other Civil Matters statistics may be over-inclusive of petition to seal record actions.

Includes administrative case closures.

Source: Uniform System for Judicial Records, Nevada AOC, Research and Statistics Unit.

Fiscal Year 2023. <sup>a</sup>

Juvenile Traffic and Civil Infraction Caseload (1 of 3)			Traffic, Misdemeanor	Traffic, Infraction	Other Infraction	Totals
<b>Totals</b> <sup>b</sup>	Nevada Trial Courts	<b>New Filings (cases)</b>	2,725	783	1	3,509
		<b>Reopened (cases)</b>	22	0	0	22
		<b>Charges</b>	3,496	801	1	4,298
		<b>Grand Total Dispositions</b>	2,710	495	0	3,205
		Total Non-Trial Dispositions	2,708	495	0	3,203
		Total Trial Dispositions	2	0	0	2
1st Judicial District	Carson City District Court	<b>New Filings (cases)</b>	152 <sup>c</sup>	(c)	(c)	152
		<b>Reopened (cases)</b>	2			2
		<b>Charges</b>	205			205
		<b>Grand Total Dispositions</b>	125			125
		Total Non-Trial Dispositions	125			125
		Total Trial Dispositions	0			0
Storey County District Court	Storey County District Court	<b>New Filings (cases)</b>	1 <sup>c</sup>	(c)	(c)	1
		<b>Reopened (cases)</b>	0			0
		<b>Charges</b>	2			2
		<b>Grand Total Dispositions</b>	1			1
		Total Non-Trial Dispositions	1			1
		Total Trial Dispositions	0			0
2nd Judicial District	Washoe County District Court	<b>New Filings (cases)</b>	1,365 <sup>c</sup>	(c)	(c)	1,365
		<b>Reopened (cases)</b>	0 <sup>d</sup>			0 <sup>d</sup>
		<b>Charges</b>	1,849			1,849
		<b>Grand Total Dispositions</b>	1,298			1,298
		Total Non-Trial Dispositions	1,298			1,298
		Total Trial Dispositions	0			0
Incline Village Justice Court	Incline Village Justice Court	<b>New Filings (cases)</b>	2 <sup>c</sup>	(c)	(c)	2
		<b>Reopened (cases)</b>	0			0
		<b>Charges</b>	2			2
		<b>Grand Total Dispositions</b>	2			2
		Total Non-Trial Dispositions	2			2
		Total Trial Dispositions	0			0
3rd Judicial District	Lyon County District Court	<b>New Filings (cases)</b>	133 <sup>c</sup>	(c)	(c)	133
		<b>Reopened (cases)</b>	0			0
		<b>Charges</b>	189			189
		<b>Grand Total Dispositions</b>	131			131
		Total Non-Trial Dispositions	131			131
		Total Trial Dispositions	0			0
4th Judicial District	Elko County District Court	<b>New Filings (cases)</b>	139	0	0	139
		<b>Reopened (cases)</b>	0	0	0	0
		<b>Charges</b>	156	0	0	156
		<b>Grand Total Dispositions</b>	227 <sup>f</sup>	0	0	227 <sup>f</sup>
		Total Non-Trial Dispositions	227	0	0	227
		Total Trial Dispositions	0	0	0	0
5th Judicial District	Esmeralda County District Court	<b>New Filings (cases)</b>	7 <sup>c</sup>	(c)	(c)	7
		<b>Reopened (cases)</b>	0			0
		<b>Charges</b>	9			9
		<b>Grand Total Dispositions</b>	1			1
		Total Non-Trial Dispositions	1			1
		Total Trial Dispositions	0			0
Nye County District Court	Nye County District Court	<b>New Filings (cases)</b>	70 <sup>c</sup>	(c)	(c)	70
		<b>Reopened (cases)</b>	0			0
		<b>Charges</b>	81			81
		<b>Grand Total Dispositions</b>	111 <sup>f</sup>			111 <sup>f</sup>
		Total Non-Trial Dispositions	111			111
		Total Trial Dispositions	0			0
6th Judicial District	Humboldt County District Court	<b>New Filings (cases)</b>	74 <sup>c</sup>	(c)	(c)	74
		<b>Reopened (cases)</b>	0			0
		<b>Charges</b>	88			88
		<b>Grand Total Dispositions</b>	97 <sup>f</sup>			97 <sup>f</sup>
		Total Non-Trial Dispositions	97			97
		Total Trial Dispositions	0			0

<sup>a</sup> Civil infraction reporting began January 2023. Only courts that hear Juvenile Traffic matters are included in this table.

<sup>b</sup> Totals reflect aggregate information from the Nevada Trial Courts. Information contained herein may reflect non-standard reporting and is noted by subsequent footnotes.

Civil Infraction information may be included in the Traffic, Misdemeanor case type.

<sup>d</sup> Reopen counts not reported or under-reported.

<sup>f</sup> Includes administrative case closures.

Source: Uniform System for Judicial Records, Nevada AOC, Research and Statistics Unit.

Juvenile Traffic and Civil Infraction Caseload (2 of 3)				Traffic, Misdemeanor	Traffic, Infraction	Other Infraction	Totals
8th Judicial District Cont.	Eureka County	Eureka Justice Court	New Filings (cases)	1	0	0	1
			Reopened (cases)	0	0	0	0
			Charges	1	0	0	1
			Grand Total Dispositions	0	0	0	0
			Total Non-Trial Dispositions	0	0	0	0
	Total Trial Dispositions	0	0	0	0		
	Lincoln County	Meadow Valley Justice Court	New Filings (cases)	1 <sup>c</sup>	(c)	(c)	1
			Reopened (cases)	0			0
			Charges	1			1
			Grand Total Dispositions	0			0
			Total Non-Trial Dispositions	0			0
		Total Trial Dispositions	0			0	
		Pahrnagat Valley Justice Court	New Filings (cases)	5 <sup>c</sup>	(c)	(c)	5
			Reopened (cases)	0			0
			Charges	5			5
			Grand Total Dispositions	7			7
	Total Non-Trial Dispositions		7			7	
	Total Trial Dispositions	0			0		
	White Pine County	Ely Justice Court	New Filings (cases)	18	0	0	18
			Reopened (cases)	0	0	0	0
			Charges	23	0	0	23
Grand Total Dispositions			19	0	0	19	
Total Non-Trial Dispositions			18	0	0	18	
Total Trial Dispositions	1	0	0	1			
Clark County	Boulder Justice Court	New Filings (cases)	2	4	0	6	
		Reopened (cases)	0	0	0	0	
		Charges	2	4	0	6	
		Grand Total Dispositions	2	4	0	6	
		Total Non-Trial Dispositions	2	4	0	6	
	Total Trial Dispositions	0	0	0	0		
	Bunkerville Justice Court	New Filings (cases)	6	5	0	11	
		Reopened (cases)	0	0	0	0	
		Charges	6	5	0	11	
		Grand Total Dispositions	9	3	0	12	
		Total Non-Trial Dispositions	9	3	0	12	
	Total Trial Dispositions	0	0	0	0		
	Goodsprings Justice Court	New Filings (cases)	7	3	0	10	
		Reopened (cases)	0	0	0	0	
		Charges	8	4	0	12	
		Grand Total Dispositions	33 <sup>f</sup>	3	0	36 <sup>f</sup>	
		Total Non-Trial Dispositions	33	3	0	36	
	Total Trial Dispositions	0	0	0	0		
	Henderson Justice Court	New Filings (cases)	28	10	0	38	
		Reopened (cases)	0	0	0	0	
		Charges	33	11	0	44	
		Grand Total Dispositions	30	9	0	39	
		Total Non-Trial Dispositions	30	9	0	39	
	Total Trial Dispositions	0	0	0	0		
	Las Vegas Justice Court <sup>g</sup>	New Filings (cases)	256	632	0	888	
		Reopened (cases) <sup>d</sup>	0	0	0	0 <sup>d</sup>	
		Charges <sup>h</sup>	256	632	0	888 <sup>h</sup>	
Grand Total Dispositions <sup>i</sup>		72	379	0	451 <sup>j</sup>		
Total Non-Trial Dispositions		72	379	0	451		
Total Trial Dispositions	0	0	0	0			
Laughlin Justice Court	New Filings (cases)	12	4	0	16		
	Reopened (cases)	0	0	0	0		
	Charges	12	4	0	16		
	Grand Total Dispositions	14	5	0	19		
	Total Non-Trial Dispositions	14	5	0	19		
Total Trial Dispositions	0	0	0	0			
Moapa Justice Court	New Filings (cases)	11	1	1	13		
	Reopened (cases)	0	0	0	0		
	Charges	16	1	1	18		
	Grand Total Dispositions	7	0	0	7		
	Total Non-Trial Dispositions	7	0	0	7		
Total Trial Dispositions	0	0	0	0			

<sup>a</sup> Civil infraction reporting began January 2023. Only courts that hear Juvenile Traffic matters are included in this table.

Civil Infraction information may be included in the Traffic, Misdemeanor case type.

<sup>d</sup> Reopen counts not reported or under-reported.

<sup>f</sup> Includes administrative case closures.

<sup>g</sup> Juvenile Traffic statistics only for January through June 2023. Prior months reported with adult traffic (see table B5).

<sup>h</sup> Charges not reported; the reported magnitude is the number of reported cases.

<sup>i</sup> Dispositions estimated.

Source: Uniform System for Judicial Records, Nevada AOC, Research and Statistics Unit.

Juvenile Traffic and Civil Infraction Caseload (3 of 3)				Traffic, Misdemeanor	Traffic, Infraction	Other Infraction	Totals
8th Judicial District Cont.	Clark County Cont.	Moapa Valley Justice Court	New Filings (cases)	21	9	0	30
			Reopened (cases)	0	0	0	0
			Charges	29	9	0	38
			Grand Total Dispositions	26	6	0	32
			Total Non-Trial Dispositions	26	6	0	32
		Total Trial Dispositions	0	0	0	0	
		North Las Vegas Justice Court	New Filings (cases)	4	0	0	4
			Reopened (cases)	0	0	0	0
			Charges	8	0	0	8
			Grand Total Dispositions	10 <sup>f</sup>	0	0	10 <sup>f</sup>
			Total Non-Trial Dispositions	10	0	0	10
		Total Trial Dispositions	0	0	0	0	
		Searchlight Justice Court	New Filings (cases)	5	5	0	10
			Reopened (cases)	0	0	0	0
			Charges	6	5	0	11
			Grand Total Dispositions	18 <sup>f</sup>	1	0	19 <sup>f</sup>
			Total Non-Trial Dispositions	18	1	0	19
		Total Trial Dispositions	0	0	0	0	
		Boulder Municipal Court	New Filings (cases)	15 <sup>c</sup>	(c)	(c)	15
			Reopened (cases)	0			0
			Charges	18			18
			Grand Total Dispositions	23 <sup>f</sup>			23 <sup>f</sup>
			Total Non-Trial Dispositions	23			23
		Total Trial Dispositions	0			0	
		Henderson Municipal Court	New Filings (cases)	206	97	0	303
			Reopened (cases)	20	0	0	20
			Charges	252	113	0	365
Grand Total Dispositions	254		76	0	330		
Total Non-Trial Dispositions	254		76	0	330		
Total Trial Dispositions	0	0	0	0			
Mesquite Municipal Court	New Filings (cases)	23 <sup>c</sup>	(c)	(c)	23		
	Reopened (cases)	0			0		
	Charges	25			25		
	Grand Total Dispositions	23			23		
	Total Non-Trial Dispositions	23			23		
Total Trial Dispositions	0			0			
9th Judicial District	Douglas County	Douglas County District Court	New Filings (cases)	110 <sup>c</sup>	(c)	(c)	110
		Reopened (cases)	0			0	
		Charges	136			136	
		Grand Total Dispositions	109			109	
		Total Non-Trial Dispositions	108			108	
Total Trial Dispositions	1			1			
10th Judicial District	Churchill County	Churchill County District Court	New Filings (cases)	41	13	0	54
		Reopened (cases)	0	0	0	0	
		Charges	61	13	0	74	
		Grand Total Dispositions	51	9	0	60	
		Total Non-Trial Dispositions	51	9	0	60	
Total Trial Dispositions	0	0	0	0			
11th Judicial District	Lander County	Lander County District Court	New Filings (cases)	4 <sup>c</sup>	(c)	(c)	4
		Reopened (cases)	0			0	
		Charges	10			10	
		Grand Total Dispositions	6			6	
		Total Non-Trial Dispositions	6			6	
	Total Trial Dispositions	0			0		
	Mineral County	Mineral County District Court	New Filings (cases)	3 <sup>c</sup>	(c)	(c)	3
		Reopened (cases)	0			0	
		Charges	4			4	
		Grand Total Dispositions	3			3	
		Total Non-Trial Dispositions	3			3	
	Total Trial Dispositions	0			0		
Pershing County	Pershing County District Court	New Filings (cases)	3 <sup>c</sup>	(c)	(c)	3	
		Reopened (cases)	0			0	
		Charges	3			3	
		Grand Total Dispositions	1			1	
Total Non-Trial Dispositions	1			1			
Total Trial Dispositions	0			0			

<sup>a</sup> Civil infraction reporting began January 2023. Only courts that hear Juvenile Traffic matters are included in this table.

Civil Infraction information may be included in the Traffic, Misdemeanor case type.

<sup>f</sup> Includes administrative case closures.

Source: Uniform System for Judicial Records, Nevada AOC, Research and Statistics Unit.

**Table C1. Summary of Specialty Court Program Distributions, Fiscal Year 2023.<sup>a</sup>**

Jurisdiction	Court Type	Carry Forward <sup>b</sup>	Distributed	Transfers <sup>c</sup>	Final Allocation	
<b>Sierra Region</b>						
Western Region	Adult Drug Court	\$0.00	\$400,064.00	\$25,000.00	\$425,064.00	
	DUI Diversion Court	\$0.00	\$17,700.00	\$0.00	\$17,700.00	
	M.A.T. Court	\$0.00	\$57,671.00	\$0.00	\$57,671.00	
	Mental Health Court	\$0.00	\$31,450.00	\$0.00	\$31,450.00	
First Judicial Distict Court	Juvenile Drug Court	\$1,303.91	\$9,175.09	\$0.00	\$10,479.00	
Carson City Justice	Felony DUI Court (2 programs)	\$0.00	\$27,943.00	\$0.00	\$27,943.00	
	Carson City Mental Health Court	\$162.23	\$58,040.77	\$0.00	\$58,203.00	
	Misdemeanor Treatment Court	\$0.00	\$23,665.00	\$0.00	\$23,665.00	
East Fork Justice Court <sup>d</sup>	Misdemeanor Treatment Court	\$0.00	\$0.00	\$0.00	\$0.00	
	<b>Sierra Region Total</b>	<b>\$1,466.14</b>	<b>\$625,708.86</b>	<b>\$25,000.00</b>	<b>\$652,175.00</b>	
<b>Washoe Region</b>						
Second Judicial District Court	Adult Drug Court	\$0.00	\$583,020.00	\$0.00	\$583,020.00	
	Family Treatment Court	\$0.00	\$69,346.00	-\$5,095.48	\$64,250.52	
	Felony DUI Court	\$0.00	\$55,821.00	-\$2,600.00	\$53,221.00	
	Mental Health Court	\$0.00	\$17,391.00	\$60,000.00	\$77,391.00	
	Veteran's Treatment Court	\$0.00	\$81,975.00	-\$13,400.00	\$68,575.00	
	M.A.T. Court	\$0.00	\$211,336.00	-\$27,953.52	\$183,382.48	
	Prison Re-entry Court	\$0.00	\$50,000.00	-\$10,951.00	\$39,049.00	
	Reno Justice Court	Court Assistance Program Adult Drug Court	\$1,218.25	\$124,136.75	\$0.00	\$125,355.00
Reno Municipal Court	DUI Court	\$0.00	\$20,250.00	\$0.00	\$20,250.00	
	Community Court	\$0.00	\$99,764.00	\$0.00	\$99,764.00	
	DUI Court, Dept. 1 (Fresh Start)	\$0.00	\$27,085.00	\$0.00	\$27,085.00	
	Co-Occurring Disorders Court	\$0.00	\$52,301.00	\$0.00	\$52,301.00	
Sparks Justice Court	Community Court	\$0.00	\$17,500.00	\$0.00	\$17,500.00	
	Young Adult Recovery Court	\$0.00	\$12,500.00	\$0.00	\$12,500.00	
	Recovery Court	\$0.00	\$31,550.00	\$0.00	\$31,550.00	
Sparks Municipal Court	Drug & Alcohol Court	\$12,230.30	\$76,611.70	\$0.00	\$88,842.00	
	<b>Washoe Region Total</b>	<b>\$13,448.55</b>	<b>\$1,530,587.45</b>	<b>\$0.00</b>	<b>\$1,544,036.00</b>	
<b>North Central and South Central Regions</b>						
Fourth Judicial District Court	Adult Drug Court	\$0.00	\$127,677.00	-\$31,655.50	\$96,021.50	
	Juvenile Drug Court	\$0.00	\$84,175.00	-\$37,300.00	\$46,875.00	
	Family Preservation Court	\$0.00	\$15,000.00	\$68,955.50	\$83,955.50	
	Felony DUI Court	\$0.00	\$3,000.00	\$0.00	\$3,000.00	
Fifth Judicial Region	Adult Drug Court-Tonopah & Pahrump	\$5,860.59	\$118,340.41	\$0.00	\$124,201.00	
Sixth Judicial District Court	Adult Drug Court	\$0.00	\$119,124.00	\$0.00	\$119,124.00	
	Family Treatment Court	\$0.00	\$45,000.00	\$0.00	\$45,000.00	
	Juvenile Diversion Court	\$0.00	\$10,000.00	\$0.00	\$10,000.00	
	Mental Health Court	\$0.00	\$61,000.00	-\$25,000.00	\$36,000.00	
Seventh Judicial District Court	Adult Drug Court	\$0.00	\$98,626.00	\$0.00	\$98,626.00	
Eleventh Judicial District Court <sup>f</sup>	Adult Drug Court	\$36,783.77	\$8,340.23	\$0.00	\$45,124.00	
	<b>North/South Central Regions Total</b>	<b>\$42,644.36</b>	<b>\$690,282.64</b>	<b>-\$25,000.00</b>	<b>\$707,927.00</b>	
<b>Clark Region</b>						
Eighth Judicial District Court	Adult Drug Court (ADC, OPEN, TAP, COD)	\$2,692.61	\$2,282,168.39	-\$270,332.00	\$2,014,529.00	
	Mental Health Court	\$0.00	\$1,194,070.00	-\$45,646.34	\$1,148,423.66	
	Family Dependency/Child Support Court	\$0.50	\$437,867.50	-\$30,917.50	\$406,950.50	
	Felony DUI Court	\$2,173.10	\$176,331.90	\$170,331.91	\$348,836.91	
	Juvenile Drug Court	\$0.00	\$237,795.00	\$49,365.53	\$287,160.53	
	Veteran's Treatment Court	\$0.00	\$93,700.00	\$127,562.53	\$221,262.53	
	Gambling Treatment Diversion Court	\$0.00	\$1,000.00	-\$364.13	\$635.87	
	M.A.T. Re-entry Court	\$0.00	\$5,000.00	\$0.00	\$5,000.00	
	Boulder City Municipal Court	Breaking the Cycle Court	\$0.00	\$30,000.00	\$0.00	\$30,000.00
	Henderson Municipal Court	A.B.C. Court	\$577.59	\$26,796.41	\$0.00	\$27,374.00
Veteran's Treatment Court		\$0.00	\$50,675.00	\$0.00	\$50,675.00	
Las Vegas Justice Court	Adult Drug Court	\$36,410.77	\$184,392.23	-\$87,303.00	\$133,500.00	
	Adult Drug Co-Occurring Court	\$0.00	\$140,000.00	-\$67,000.00	\$73,000.00	
	Veteran's Treatment Court	\$0.00	\$69,080.00	\$67,000.00	\$136,080.00	
	DUI Court- Dept 5A	\$0.00	\$29,027.00	\$36,400.00	\$65,427.00	
	DUI Court- Dept 5B	\$0.00	\$29,027.00	\$50,903.00	\$79,930.00	
Las Vegas Municipal Court	Adult Drug Court (YO)	\$424.06	\$66,717.94	\$0.00	\$67,142.00	
	HOPE (Habitual Offender) Court	\$0.00	\$124,123.00	\$0.00	\$124,123.00	
	Women In Need (WIN) Court	\$429.22	\$56,524.78	\$0.00	\$56,954.00	
	Veteran's Treatment Court	\$0.00	\$15,000.00	\$0.00	\$15,000.00	
	Mental Health Court	\$0.00	\$30,000.00	\$0.00	\$30,000.00	
	DUI Court	\$0.72	\$70,394.28	\$0.00	\$70,395.00	
Laughlin Justice Court	Adult Drug Court	\$0.00	\$50,000.00	\$0.00	\$50,000.00	
Mesquite Municipal Court	Breaking the Cycle Court	\$0.00	\$38,400.00	\$0.00	\$38,400.00	
North Las Vegas Justice Court	Community Court	\$0.00	\$10,000.00	\$0.00	\$10,000.00	
	<b>Clark Region</b>	<b>\$42,708.57</b>	<b>\$5,448,090.43</b>	<b>\$0.00</b>	<b>\$5,490,799.00</b>	
<b>Grand Total Distributions</b>		<b>\$100,267.62</b>	<b>\$8,294,669.38</b>	<b>\$0.00</b>	<b>\$8,394,937.00</b>	

<sup>a</sup> Court counts as listed may not correspond to Table C2 due to community based funding.

<sup>b</sup> Carry forward is used to fund first-quarter distributions of the following fiscal year.

<sup>c</sup> Transfers between regional courts and within region courts.

<sup>d</sup> Court closed during fiscal year 2023 and returned all funds issued.

<sup>f</sup> Received the full first quarter distribution before the carry forward amount was received showing only \$8,340 should be distributed for the year.

Source: Nevada Drug Court Case Management System.

**Table C2. Summary of Specialty Court Statistics, Fiscal Year 2023.**

Jurisdiction	New Admissions <sup>a</sup>	Graduates	Terminations <sup>b</sup>	Active Cases at Year's End	Drug Free Babies <sup>c</sup>
<b>Western Region</b>					
First Judicial District Court	6	3	2	5	0
Western Region (10 Specialty Courts)	175	108	76	396	1
Carson City Justice Court (2 Specialty Courts)	38	23	21	39	0
East Fork Justice Court <sup>d</sup>	0	0	0	0	0
<b>Western Region Total</b>	<b>219</b>	<b>134</b>	<b>99</b>	<b>440</b>	<b>1</b>
<b>Washoe Region</b>					
Second Judicial District Court (10 Specialty Courts)	380	217	112	469	4
Reno Justice Court (3 Specialty Courts)	117	49	72	171	0
Sparks Justice Court	27	11	15	22	0
Reno Municipal Court (5 Specialty Courts)	275	109	204	178	3
Sparks Municipal Court	23	16	7	26	0
<b>Washoe Region Total</b>	<b>822</b>	<b>402</b>	<b>410</b>	<b>866</b>	<b>7</b>
<b>Eastern Region</b>					
Fourth Judicial District Court (4 Specialty Courts)	30	15	16	37	0
Seventh Judicial District Court (2 Specialty Courts)	9	6	2	18	0
<b>Eastern Region Total</b>	<b>39</b>	<b>21</b>	<b>18</b>	<b>55</b>	<b>0</b>
<b>Fifth Judicial Region</b>					
Fifth Judicial District Court (2 Specialty Courts)	42	19	18	49	0
<b>Fifth Judicial Region Total</b>	<b>42</b>	<b>19</b>	<b>18</b>	<b>49</b>	<b>0</b>
<b>Central Region</b>					
Sixth Judicial District Court (5 Specialty Courts)	47	34	18	39	1
Eleventh Judicial District Court (2 Specialty Courts)	12	5	5	14	0
<b>Central Region Total</b>	<b>59</b>	<b>39</b>	<b>23</b>	<b>53</b>	<b>1</b>
<b>Clark Region</b>					
Eighth Judicial District Court (15 Specialty Courts)	1,111	458	564	1,252	26
Las Vegas Justice Court (9 Specialty Courts)	208	90	90	222	1
Laughlin Justice Court	4	3	3	14	0
North Las Vegas Justice Court	2	4	5	8	0
Boulder City Municipal Court	10	8	0	15	0
Henderson Municipal Court (2 Specialty Courts)	33	16	10	48	0
Las Vegas Municipal Court (7 Specialty Courts)	191	54	56	192	3
Mesquite Municipal Court	8	3	2	12	0
<b>Clark Region Total</b>	<b>1,567</b>	<b>636</b>	<b>730</b>	<b>1,763</b>	<b>30</b>
<b>All Specialty Courts</b>	<b>2,748</b>	<b>1,251</b>	<b>1,298</b>	<b>3,226</b>	<b>39</b>

<sup>a</sup> Includes new admissions and voluntary admissions.

<sup>b</sup> Includes terminations, transfers, other outcomes, and participants who died while in the program.

<sup>c</sup> Drug free babies as reported from the respective court to the Research and Statistics Unit.

<sup>d</sup> Court closed during fiscal year 2023.

Source: Nevada Drug Court Case Management System.

# Criminal Caseload Glossary

**When to Count Filings:** Cases are counted by defendants in District Court when the court receives notification of a bind over from a lower court or receives the formal charging document from the District Attorney's Office. Felony and gross misdemeanor filings in Justice Court are counted by defendants when the court receives the formal charging document, generally a complaint or citation. Misdemeanor, civil infraction, and traffic filings in Justice and Municipal Courts are counted by defendants when the court receives the citation or complaint. Cases with multiple charges that span different categories and types are classified by hierarchies that are defined in the *Nevada Courts Statistical Reporting Dictionary* and can be found at <http://nvcourts.gov/>.

**Criminal Case Categories:** A broad classification category for trial court caseload that includes cases involving the alleged violation of a state law, local ordinance, or federal regulation (traffic only). *[Listed in hierarchal order, felony = highest]*

- **Felony** – Cases heard at District Court, with preliminary hearings at Justice Court, for defendants charged with a violation of state law that is punishable by death or imprisonment in the state prison.
- **Gross Misdemeanor** – Cases heard at District Court, with preliminary hearings at Justice Court, for defendants charged with a violation of state law that involves an offense that does not fit within the definitions of felony, misdemeanor, or traffic cases. Gross misdemeanor offenses are punishable by fine or incarceration or both for no more than \$2,000 or 1 year, respectively (unless the statute in force at the time of commission of such an offense prescribed a different penalty).
- **Misdemeanor (Non-Traffic)** – Cases heard at Justice and Municipal Courts for defendants charged with the violation of state law or local ordinance that involves an offense punishable by fine or incarceration or both for no more than \$1,000 or 6 months, respectively (unless the statute in force at the time of commission of such an offense prescribed a different penalty).
- **Traffic Misdemeanor** – Cases heard at Justice and Municipal Courts for misdemeanor moving and non-moving violations of traffic law or ordinance that do not pertain to parking of a motor vehicle.
- **Civil Infraction** – Cases heard at all courts for civil infraction moving and non-moving violations of statute or ordinance.
- **Parking Violations** – Cases heard at Justice and Municipal Courts for parking of a motor vehicle in violation of a traffic law or ordinance. Can be either misdemeanor or civil infraction level offenses.
- **Appeal from Limited Jurisdiction Court** – Cases heard at District Court in which the court reviews the judgment of a Justice or Municipal Court for a criminal or civil infraction case.

**Criminal Case Types:** The following case types can be felony, gross misdemeanor, or misdemeanor (non-traffic) criminal case categories, unless otherwise noted. *[Listed in hierarchal order, Crimes Against Persons = highest]*

- **Crimes Against Persons** – A case type in which a defendant is charged with a crime against person(s). Examples include assault with a deadly weapon, rape, kidnapping, murder, manslaughter, and robbery.
- **Domestic Violence** – A case type involving allegations of violence, coercion, or intimidation by a family or household member against another family or household member.
- **Older/Vulnerable Persons Abuse** – A case type involving abusing, neglecting, exploiting, or isolating older or vulnerable persons.
- **Child Abuse and Neglect** – A case type in which a person is charged with willfully exposing, causing, or permitting a child who is less than 18 years of age to suffer unjustifiable physical pain or mental suffering as a result of abuse or neglect. This case type is only reported in felony or gross misdemeanor case categories.
- **Protection Order Violation** – A case type alleging violation of a court order that was issued to help protect an individual from stalking and harassment or to protect minors from harm.
- **Crimes Against Property** – A case type in which a defendant is charged with a crime against property. Examples include grand larceny, burglary, auto theft, arson, forgery, fraud, embezzlement, vandalism, and bad checks.
- **Drugs** – A case type involving illegal possession, sale, use, manufacture, trafficking, or furnishing of drugs.
- **Weapons** – A case type involving violations of regulations or statutes controlling the carrying, using, possessing, furnishing, and manufacturing of deadly weapons or silencers.
- **Public Order** – A case type involving violations of liquor laws, drunkenness, gambling, and prostitution. Some jurisdictions refer to these as “public nuisance” or “quality of life” offenses, or “crimes against society.”
- **Motor Vehicle - DUI** – A case type that involves a charge of driving under the influence of either alcohol or drugs (DUI) or driving while impaired. This case type is only reported in felony or misdemeanor case categories.
- **Motor Vehicle - Reckless Driving** – A case type that involves a charge of driving a motor vehicle in such a way as to willfully or wantonly endanger the safety of others or with disregard for the consequences. This case type is only reported in felony or misdemeanor case categories.
- **Motor Vehicle - Other** – A case type including cases of unknown specificity or cases not attributable to one of the other previously defined motor vehicle case types. This case type is only reported in felony or gross misdemeanor case categories.
- **Other** – A case type including cases of unknown specificity or cases not attributable to one of the other previously defined case categories. Other can be classified as “Other Felony,” “Other Gross Misdemeanor,” and “Other Non-Traffic Misdemeanor.”

## Criminal Caseload Glossary (continued)

**Pending Cases:** Cases requiring disposition or cases that have requests to modify or require enforcement of existing judgments.

- **Active Cases:** Pending cases that have not been classified as inactive.
- **Inactive Cases:** Pending cases administratively classified as inactive due to issues that require resolution (outside the courts' purview) before the adjudication process can be resumed. Examples include court-issued stays, warrants, and diversion.

**Reopened Cases:** Cases where judgments have been previously entered but have been restored to the pending caseload due to the filing of a request to modify or enforce existing judgments. Cases remanded with correction from appeals are included.

**When to Count Dispositions:** A criminal case is considered disposed when adjudication for that case occurs. For statistical purposes, adjudication is defined as date of sentencing, date of adjudication, or date all charges are disposed, whichever occurs last. Cases with multiple charges that require multiple types of disposition are only counted as one type and are classified by hierarchies that are defined in the *Nevada Courts Statistical Reporting Dictionary* and can be found at <http://nvcourts.gov/>.

**Non-Trial Dispositions:** A subtype of case dispositions where the case is resolved without a bench or jury trial.

*[Listed in hierarchal order, Other Manner of Disposition = lowest]*

- Other Manner of Disposition
- Default Judgment (Civil Infraction Only)
- Uncontested Civil Violation (Civil Infraction Only)
- Bail Forfeiture
- Nolle Prosequi (before trial)
- Transferred (before/during trial)
- Dismissed (before trial)
- Guilty Plea with Sentence (before trial)
- Dismissed (after diversion)
- **Contested Civil Infractions:** A non-trial disposition subclassification where a judicial officer determines whether a person has committed the alleged civil infraction without a bench or jury trial. This subclassification includes:
  - FTA Default Judgment
  - Civil Infraction Dismissed
  - Civil Infraction Committed
- **Preliminary Hearings (Justice Court only):** A non-trial disposition subclassification where the case is determined to be bound over to the district court for adjudication of felony and gross misdemeanor offenses or otherwise resolved without a bench or jury trial in the justice court. This subtype includes:
  - Waiver of Preliminary Hearing
  - Dismissed (during preliminary hearing)
  - Guilty Plea with Sentence (during preliminary hearing)
  - Bindover

**Bench Trial Dispositions (District Court):** A subtype of case dispositions where the case is resolved with a judicial officer determining both the issues of fact and law in a criminal case. This subtype includes:

- Dismissed (during trial)
- Acquittal
- Guilty Plea with Sentence (during trial)
- Conviction

**Jury Trial Dispositions (District Court):** A subtype of case dispositions where the case is resolved with an empaneled jury determining the issues of fact and returning a verdict in a criminal case. This subtype includes:

- Dismissed (during trial)
- Acquittal
- Guilty Plea with Sentence (during trial)
- Conviction

**Trial Dispositions (Justice and Municipal Courts):** A subtype of case dispositions where the case is resolved with a judicial officer or an empaneled jury determining both the issues of fact and law in a criminal case. In Justice Courts, these manners of disposition are only used for misdemeanor charges in felony and gross misdemeanor cases. This subtype includes:

- Dismissed (during trial)
- Acquittal
- Guilty Plea with Sentence (during trial)
- Conviction



# Civil Caseload Glossary

**When to Count Filings:** Cases are counted when a petition or complaint is filed with the court or the court receives a motion.

**Civil Case Types:** A broad classification category for caseload statistics that includes cases requesting the enforcement or protection of a right and/or the redress or prevention of a wrong, within the jurisdictional limits of the court.

## **District Court Case Types:**

- **Real Property** – Cases that deal with ownership or rights in real property excluding construction defect or negligence; includes unlawful detainer and other landlord/tenant disputes; judicial foreclosure and other title to property issues; condemnation and eminent domain issues; and other real property cases that do not fit in one of the other mentioned subtypes.
- **Torts** – Cases that deal with an injury or wrong committed either against a person or person’s property by a party who either did or did not do something they were or were not supposed to do; includes negligence issues for autos, premises, and other negligence issues that do not fit in one of the other mentioned subtypes; includes malpractice issues concerning medical and dental, legal, accounting, and other malpractice issues that do not fit in one of the other mentioned subtypes; and includes product liability, intentional misconduct, employment, insurance, and other tort case issues that do not fit in one of the other mentioned subtypes.
- **Probate** – Cases that deal with the probate of a will, trust, or estate of a deceased person; includes summary administration, general administration, special administration, set aside, probate trust, and other probate cases that do not fit in one of the other mentioned subtypes.
- **Construction Defect** – Cases that deal with defects in construction; includes matters that involve NRS Chapter 40 and other construction defect issues.
- **Contract** – Cases that deal with an alleged failure to perform any promise that forms the whole or part of a contract; includes uniform commercial code, building and construction, insurance carrier, commercial instrument, collection of accounts, employment, and other contract matters that do not fit in one of the other mentioned subtypes.
- **Judicial Review/Appeal** – Cases that deal with the judicial review of decisions by administrative agencies, lower courts, and other matters; includes review of foreclosure mediation, petition to seal records, mental competency, and administrative agency appeals concerning the department of motor vehicles, worker's compensation, and other Nevada state agencies, as well as appeals from lower courts and other judicial review/appeal matters that do not fit in one of the other mentioned subtypes.
- **Civil Writs** – Cases that deal with any order requiring performance or adherence of performance of an act not associated with an existing case and whereby no other legal remedy exists; includes writs of habeas corpus, mandamus, quo warranto, prohibition, and other civil writs that do not fit in one of the other mentioned subtypes.
- **Other Civil** – Cases that deal with compromise of minor's claim, foreign judgment, and all other civil matters that do not fit in one of the above case types.

## **Justice and Municipal Court Case Types:**

- **Real Property** – Cases that deal with ownership or rights in real property excluding construction defect or negligence; includes summary eviction, unlawful detainer, and other real property cases that do not fit in one of the other mentioned subtypes.
- **Torts** – Cases that deal with an injury or wrong committed either against a person or person’s property by a party who either did or did not do something they were or were not supposed to do; includes negligence issues for autos, premises, and other negligence issues that do not fit in one of the other mentioned subtypes; and includes intentional misconduct and other tort case issues that do not fit in one of the other mentioned subtypes.
- **Contract** – Cases that deal with an alleged failure to perform any promise that forms the whole or part of a contract; includes seller plaintiff issues concerning collection of credit card debt and payday loan debt, debt collection agency matters, or other debt collection matters that do not fit in one of the other mentioned subtypes; and includes contract buyer plaintiff and other contract matters that do not fit in one of the other mentioned subtypes.
- **Contested Liens** – Cases that deal with the validity of liens or requests the enforcement of liens.
- **Petition to Seal Records** – Cases requesting the court to seal records of a previous court case or other matters under the court’s jurisdiction (criminal, civil, or administrative matters).
- **Other Civil** – Cases that deal with all other civil matters that do not fit in one of the above case types.
- **Small Claims** – Cases that deal with recovery of money only, where the amount does not exceed the jurisdictional limit (currently \$10,000), and the defendant named is currently a resident, does business in, or is employed in the township where the court is located. Small claims are heard in Justice Court only.
- **Protection Orders** – Cases that deal with requests for temporary order for protection against domestic violence, harassment in the workplace, sexual assault, stalking, or threat to life, and high-risk behavior. Heard in Justice Court only. Includes:
  - Request for Domestic Violence Protection Order
  - Request for Protection Order (Non-Domestic Violence)
  - Request for High-Risk Protection Order

## Civil Caseload Glossary (continued)

**Pending Cases:** Cases requiring disposition or cases that have requests to modify or require enforcement of existing judgments.

- **Active Cases:** Pending cases that have not been classified as inactive.
- **Inactive Cases:** Pending cases administratively classified as inactive due to issues that require resolution (outside the courts' purview) before the adjudication process can be resumed, typically due to court-issued stays.

**Reopened Cases:** Cases where judgments have been previously entered but have been restored to the pending caseload due to the filing of a request to modify or enforce existing judgments. Cases remanded with correction from appeals are included.

**When to Count Dispositions:** A civil case is considered disposed when adjudication of the matter occurs. For statistical purposes, adjudication is defined as the date judgment is entered. Cases where multiple claims or parties are adjudicated are only reported as one type, determined by the court of record.

**Non-Trial Dispositions (All Jurisdictions, Non- Protection Orders):** A subtype of case dispositions where the case is resolved without a bench or jury trial. This subtype includes:

- Other Manner of Disposition
- Voluntary Dismissal
- Involuntary Dismissal
- Transferred (before trial)
- Judgment on Arbitration
- Stipulated Dismissal
- Stipulated Judgment
- Default Judgment
- Motion to Dismiss by the Defendant(s)
- Summary Judgment

**Non-Trial Dispositions (Justice Court, Protection Orders Only):** A subtype of case dispositions where the case is resolved without a bench or jury trial. This subtype includes:

- Voluntary Dismissal
- Involuntary Dismissal
- Transferred (before trial)
- Denied without Hearing
- Granted without Hearing
- Denied with Hearing
- Granted with Hearing

**Bench Trial Dispositions (District Court):** A subtype of case dispositions where the case is resolved when a judicial officer hears a trial of matter or cause to determine both the issues of fact and law in a civil case. This subtype includes:

- Disposed After Trial Start (bench trial)
- Judgment Reached (bench trial)

**Jury Trial Dispositions (District Court):** A subtype of case dispositions where the case is resolved with an empaneled jury to hear a trial of matter or cause in a civil case. This subtype includes:

- Disposed After Trial Start (jury trial)
- Verdict Reached

**Trial Dispositions (Justice and Municipal Courts):** A subtype of case dispositions where the case is resolved with a judicial officer or an empaneled jury to hear a trial of matter or cause in a civil case. This subtype includes:

- Disposed After Trial Start (bench trial)
- Judgment Reached (bench trial)
- Disposed After Trial Start (jury trial)
- Verdict Reached

# Family Caseload Glossary

**When to Count Filings:** Cases are counted when the court receives an originating petition, request, or complaint.

**Family Case Types:** A broad classification category for caseloads involving domestic or family-related matters (excluding juvenile-related) in District Courts; the processing of which follows Nevada statutes, court rules, local regulations, and federal regulations.

- **Marriage Dissolution** – Cases that involve divorce, annulment, or separate maintenance, as well as all issues concerning custody, support, and visitation resulting from the dissolution of the relationship.
- **Paternity** – Cases that involve paternity issues as defined by Nevada statute.
- **Custody (Non-Divorce)** – Cases that involve individual requests where the court makes a determination regarding the control or care of a child.
- **IV-D - UIFSA (Uniform Interstate Family Support Act)** – Cases that require maintenance, under Title IV-D of the Social Security Act of 1973, of a spouse or child when one party resides in another state.
- **IV-D Intrastate (Non-Divorce)** – Cases that require maintenance, under Title IV-D of the Social Security Act of 1973, of a spouse or child when both parties reside in Nevada.
- **Other Support (Non-Divorce)** – Cases of unknown specificity or cases not attributable to one of the other previously defined support case categories.
- **Visitation (Non-Divorce)** – Cases that involve individual requests that a court schedule the time an individual will spend with the minor children.
- **State Initiated (TPR) Petition** – Cases that are initiated by a state agency requesting that the court terminate the legal relationship of parent and child.
- **Other (TPR) Petition** – Cases that are initiated by a parent/guardian of a child requesting that the court terminate an existing legal relationship of parent and child.
- **Adoptions** – Cases that involve a request for the establishment of a new, permanent relationship of parent and child between persons not having that relationship naturally.
- **Requests for Domestic Violence Protection Orders** – Cases for temporary order for protection when sufficient evidence exists that there has been domestic violence, or the threat of domestic violence exists.
- **Requests for High-Risk Protection Orders** – Cases for temporary order for protection against high-risk behavior alleging that a person poses an imminent risk of causing personal injury by possessing, controlling, or purchasing a firearm or other deadly weapon, and less restrictive options have been exhausted or are not effective.
- **Other Domestic Relations Case** – Cases that involve a domestic relations issue that does not fit in one of the other family case types. Examples include name change or permission to marry.
- **Mental Health Cases** – Cases that deal with legal determination as to whether an individual is mentally ill or incompetent and should be placed or remain under care, custody, or treatment.
- **Guardianship** – Cases that deal with guardianship issues involving adults, minors, or trusts.

**Pending Cases:** Cases requiring disposition or cases that have requests to modify or require enforcement of existing judgments.

- **Active Cases:** Pending cases that have not been classified as inactive.
- **Inactive Cases:** Pending cases administratively classified as inactive due to issues that require resolution (outside the courts' purview) before the adjudication process can be resumed, typically due to court-issued stays.

**Reopened Cases:** Cases where judgments have been previously entered but have been restored to the pending caseload due to the filing of a request to modify or enforce existing judgments. Cases remanded with correction from appeals are included.

**When to Count Dispositions:** A family case is considered disposed when the decision is handed down and/or the final order is filed, whichever occurs first. Cases that require multiple types of adjudication are only counted as one type and are classified by hierarchies that are defined in the *Nevada Courts Statistical Reporting Dictionary* and can be found at <http://nvcourts.gov/>.

**Non-Trial Dispositions:** A subtype of case dispositions where the case is resolved without a (bench) trial. This subtype includes:

- Other Manner of Disposition
- Voluntary Dismissals
- Involuntary Dismissals
- Transferred
- Default Judgments
- Adjudicated Without Judicial Conference or Hearing
- Adjudicated With Judicial Conference or Hearing
- Adjudicated by Alternative Dispute Resolution (ADR)

## Family Caseload Glossary (continued)

**Trial Decisions**: A subtype of case dispositions where the case is resolved with a judicial officer determining both the issues of fact and law in a family case. This subtype includes:

- Disposed After Trial Start
- Judgment Reached

**Protection Order Dispositions**: A subtype of case dispositions where the case is resolved without a bench or jury trial. This subtype includes:

- Voluntary Dismissal
- Involuntary Dismissal
- Transferred (before trial)
- Denied without Hearing
- Granted without Hearing
- Denied with Hearing
- Granted with Hearing

## Juvenile Caseload Glossary

**When to Count Filings:** Cases are counted when the court receives the petition or citation. For delinquency petitions, cases with multiple charges that span different case types are classified by hierarchies that are defined in the *Nevada Courts Statistical Reporting Dictionary* and can be found at <http://nvcourts.gov/>.

**Juvenile Case Types:** A broad classification category for caseloads involving juveniles in District Courts (or their designated court), the processing of which follows Nevada statutes, local regulations, and federal regulations for handling matters pertaining to individuals who are defined as juveniles.

- **Delinquency Petitions** – Cases that include a behavior that would be a crime if committed by an adult. Delinquency is characterized by five case types:
  - **Person** – Cases involving murder/manslaughter, sexual assault (including rape and sexual battery), robbery, and assault.
  - **Property** – Cases involving burglary, larceny, auto theft, arson, forgery and counterfeiting, fraud, embezzlement, stolen property (buying or receiving), and vandalism.
  - **Drug** – Cases involving the illegal possession, sale, use, or manufacture of drugs.
  - **Public Order** – Cases involving violations of liquor laws, public drunkenness, disorderly conduct, gambling, prostitution, and other vice. Some jurisdictions refer to these as “public nuisance” or “quality of life” offenses, or “crimes against society.”
  - **Other Delinquency** – Cases of unknown specificity or cases not attributable to one of the other previously defined delinquency case categories.
  - **Juvenile Traffic and Civil Infraction**– Cases involving traffic or civil infraction violations of state laws, local ordinances, or federal regulation. <NOTE THAT THESE ARE NOT IN THE APPENDIX FILE THIS YEAR>
- **Status Petitions** – Cases that include petitions involving a juvenile in need of supervision. The juvenile may require guidance, treatment, or rehabilitation because of habitual truancy, habitual disobedience, being ungovernable, or behavior that is injurious or dangerous to others.
- **Child Abuse/Neglect Petitions** – Cases where the behavior of someone other than the juvenile causes the court to concern itself with the well-being of the juvenile. Adults charged with abuse or neglect are counted in the appropriate criminal category.
- **Dependent (no fault)** – Cases alleging one or more of the grounds for dependency without specifically faulting the parent(s) or guardian.
- **Other Dependency/Child Victim** – Cases of unknown specificity or cases not attributable to one of the other previously defined Dependency/Child Victim case categories.
- **Miscellaneous Petitions** – Cases heard at District Court that involve juvenile cases that do not fit in one of the other juvenile categories. An example is Petition for Emancipation.
- **Juvenile Protection Order** – Cases for temporary order for protection where the adverse party is a juvenile.

**Juvenile-Related Proceeding:** A broad classification category for trial court caseload inventory that include juvenile-related proceedings that are not considered cases. Juvenile related proceedings are related to an already filed (counted) case or one that will not result in an official case filing.

- **Informal Hearing** – Any hearing by a judicial officer in which no formal charge has been filed with the court.
- **Detention Hearing** – Any hearing requesting a juvenile to be held in detention, or continued to be held in detention, pending further court action within the same or another jurisdiction.
- **Extradition Hearing** – Any hearing in which evidence is presented so that the court can determine if a juvenile should be surrendered to another state jurisdiction.
- **Protective Custody Hearing** – Any hearing held to determine if the risk to a child is great enough to warrant removal, or continued removal, from their custodian.

**Pending Cases:** Cases requiring disposition or cases that have requests to modify or require enforcement of existing judgments.

- **Active Cases:** Pending cases that have not been classified as inactive.
- **Inactive Cases:** Pending cases administratively classified as inactive due to issues that require resolution (outside the courts’ purview) before the adjudication process can be resumed. Examples include court-issued stays, warrants, and diversion.

**Reopened Cases:** Cases where judgments have been previously entered but have been restored to the pending caseload due to the filing of a request to modify or enforce existing judgments. Cases remanded with correction from appeals are included.

## Juvenile Caseload Glossary (continued)

**When to Count Dispositions:** A juvenile case is considered disposed when adjudication of the matter occurs. Cases that require multiple types of adjudication are only counted as one type and are classified by hierarchies that are defined in the *Nevada Courts Statistical Reporting Dictionary* and can be found at <http://nvcourts.gov/>.

**Non-Trial Dispositions:** A subtype of case dispositions where the case is resolved without a (bench) trial.

*[Listed in hierarchal order, Other Manner of Disposition = lowest]*

- Other Manner of Disposition
- Default Judgment (Civil Infraction Only)
- Uncontested Civil Violation (Civil Infraction Only)
- Bail Forfeiture
- Non-Adjudicated/Dismissal/Nolle Prosequi
- Waiver/Certify/Transfer to Adult Court
- Transferred to Another Juvenile Court (before/during trial)
- Dismissed (before trial)
- Adjudicated by Default (Status Petitions and Dependency Matters only)
- Adjudicated by Guilty Plea/Admission/Stipulation
- Dismissed (after diversion)
- Disposed by Alternative Dispute Resolution (ADR)
- **Contested Civil Infractions:** A non-trial disposition subclassification where a judicial officer determines whether a person has committed the alleged civil infraction without a bench or jury trial. This subclassification includes:
  - FTA Default Judgment
  - Civil Infraction Dismissed
  - Civil Infraction Committed

**Adjudicated After Evidentiary Hearing/Bench Trial:** A subtype of case dispositions where the case is resolved with a judicial officer determining both the issues of fact and law in a juvenile case through a (bench) trial or evidentiary hearing. This subtype includes:

- Dismissed (during trial)
- Acquittal
- Guilty Plea/Admit with Sentence (during trial)
- Conviction/ Offense Committed

**Protection Order Dispositions:** A subtype of case dispositions where the case is resolved without a bench or jury trial. This subtype includes:

- Voluntary Dismissal
- Involuntary Dismissal
- Transferred (before trial)
- Denied without Hearing
- Granted without Hearing
- Denied with Hearing
- Granted with Hearing

## Juvenile Traffic Caseload Glossary

**When to Count Filings:** Cases are counted when the court receives the citation.

**Juvenile Traffic Case Type:** Cases that involve any matter that originates in the court as a traffic or civil infraction citation involving a juvenile that is classified as a misdemeanor or civil infraction violation for an adult.

**Pending Cases:** Cases requiring disposition or cases that have requests to modify or require enforcement of existing judgments.

- **Active Cases:** Pending cases that have not been classified as inactive.
- **Inactive Cases:** Pending cases administratively classified as inactive due to issues that require resolution (outside the courts' purview) before the adjudication process can be resumed. Examples include court-issued stays, warrants, and diversion.

**Reopened Cases:** Cases where judgments have been previously entered but have been restored to the pending caseload due to the filing of a request to modify or enforce existing judgments. Cases remanded with correction from appeals are included.

**When to Count Dispositions:** A juvenile case is considered disposed when adjudication of the matter occurs. Cases that require multiple types of adjudication are only counted as one type and are classified by hierarchies that are defined in the *Nevada Courts Statistical Reporting Dictionary* and can be found at <http://nvcourts.gov/>.

**Non-Trial Dispositions:** A subtype of case dispositions where the case is resolved without a bench or jury trial.

*[Listed in hierarchal order, Other Manner of Disposition = lowest]*

- Other Manner of Disposition
- Default Judgment (Civil Infraction Only)
- Uncontested Civil Violation (Civil Infraction Only)
- Bail Forfeiture
- Nolle Prosequi (before trial)
- Transferred to Another Juvenile Court (before/during trial)
- Dismissed (before trial)
- Guilty Plea /Admit with Sentence (before trial)
- Dismissed (after diversion)
- **Contested Civil Infractions:** A non-trial disposition subclassification where a judicial officer determines whether a person has committed the alleged civil infraction without a bench or jury trial. This subclassification includes:
  - FTA Default Judgment
  - Civil Infraction Dismissed
  - Civil Infraction Committed

**Bench Trial Dispositions:** A subtype of case dispositions where the case is resolved with a judicial officer determining both the issues of fact and law in a traffic case. This subtype includes:

- Dismissed (during trial)
- Acquittal
- Guilty Plea with Sentence (during trial)
- Conviction

# APPENDIX D

## Victim Notifications



## Victim Notifications by Month, Agency, and Type

Agency Name	Month	EMAIL	INAPP	PHONE	SMS	TTY	Grand Total
Carson City Sheriff	January 2024	114	23	22	236	0	395
	February 2024	86	11	15	184	0	296
	March 2024	67	3	12	187	0	269
	April 2024	135	4	27	212	0	378
	May 2024	154	8	31	221	0	414
	June 2024	116	8	13	207	0	344
	July 2024	117	7	17	146	0	287
	August 2024	121	7	23	149	0	300
	September 2024	119	0	15	126	0	260
	October 2024	121	1	20	160	0	302
	November 2024	113	5	24	166	0	308
	December 2024	68	0	14	123	0	205
	AGENCY TOTALS		1331	77	233	2117	0
Churchill County Sheriff	January 2024	37	3	5	79	0	124
	February 2024	34	2	9	82	0	127
	March 2024	36	4	14	70	0	124
	April 2024	51	0	9	89	0	149
	May 2024	44	4	15	119	0	182
	June 2024	42	3	12	106	0	163
	July 2024	51	2	11	94	0	158
	August 2024	49	6	11	101	0	167
	September 2024	46	3	14	67	0	130
	October 2024	54	4	14	96	0	168
	November 2024	30	3	12	59	0	104
	December 2024	60	2	22	104	0	188
	AGENCY TOTALS		534	36	148	1066	0
City Of North Las Vegas Community Correctional Center	January 2024	33	6	45	162	0	246
	February 2024	29	6	29	137	0	201
	March 2024	30	2	36	141	0	209
	April 2024	44	9	33	144	0	230
	May 2024	26	3	64	163	0	256
	June 2024	36	5	43	135	0	219
	July 2024	25	1	37	120	0	183
	August 2024	32	0	37	146	0	215
	September 2024	38	1	34	148	0	221
	October 2024	27	8	54	179	0	268
	November 2024	33	7	35	169	0	244
	December 2024	20	1	53	175	0	249
	AGENCY TOTALS		373	49	500	1819	0
Clark County Detention Center	January 2024	374	53	391	1189	0	2007
	February 2024	440	65	414	1232	0	2151
	March 2024	327	44	337	1132	0	1840
	April 2024	418	54	358	1172	1	2003
	May 2024	403	66	376	1226	1	2072
	June 2024	431	44	365	1215	0	2055
	July 2024	449	61	404	1250	2	2166

	August 2024	406	56	303	1134	2	1901
	September 2024	378	56	317	1112	0	1863
	October 2024	430	74	330	1092	0	1926
	November 2024	350	55	315	1056	1	1777
	December 2024	416	47	277	1068	3	1811
	AGENCY TOTALS	4822	675	4187	13878	10	23572
Douglas County Sheriff	January 2024	49	3	7	86	0	145
	February 2024	33	7	3	79	0	122
	March 2024	44	3	9	80	0	136
	April 2024	42	4	12	64	0	122
	May 2024	40	1	8	99	0	148
	June 2024	31	1	10	81	0	123
	July 2024	56	0	12	93	0	161
	August 2024	51	1	15	77	0	144
	September 2024	35	2	12	52	0	101
	October 2024	52	2	8	61	0	123
	November 2024	19	4	6	61	0	90
	December 2024	35	1	11	88	0	135
	AGENCY TOTALS	487	29	113	921	0	1550
Elko County Sheriff	January 2024	192	3	60	317	0	572
	February 2024	245	10	72	308	0	635
	March 2024	146	2	45	162	0	355
	April 2024	152	5	40	221	0	418
	May 2024	180	5	49	255	0	489
	June 2024	168	7	57	296	0	528
	July 2024	135	0	41	235	0	411
	August 2024	93	0	38	208	0	339
	September 2024	172	3	39	228	0	442
	October 2024	771	22	182	1088	0	2063
	November 2024	241	3	43	271	0	558
	December 2024	201	2	44	293	0	540
	AGENCY TOTALS	2696	62	710	3882	0	7350
Esmeralda County Sheriff	January 2024	0	0	1	3	0	4
	February 2024	1	0	0	0	0	1
	March 2024	1	0	1	1	0	3
	April 2024	0	0	1	1	0	2
	May 2024	2	0	1	1	0	4
	June 2024	0	0	0	1	0	1
	July 2024	38	0	8	47	0	93
	August 2024	1	0	2	1	0	4
	September 2024	12	0	2	0	0	14
	October 2024	36	0	10	34	0	80
	November 2024	5	0	0	7	0	12
	AGENCY TOTALS	96	0	26	96	0	218
Eureka County Sheriff	March 2024	1	0	1	1	0	3
	April 2024	14	0	2	0	0	16
	May 2024	20	0	2	6	0	28

	June 2024	17	0	2	4	0	23
	July 2024	2	0	0	2	0	4
	August 2024	2	0	0	0	0	2
	September 2024	2	1	0	5	0	8
	October 2024	2	1	0	6	0	9
	November 2024	0	0	1	1	0	2
	December 2024	1	0	0	2	0	3
	AGENCY TOTALS	61	2	8	27	0	98
Henderson Police Department	January 2024	40	3	33	112	0	188
	February 2024	39	0	23	90	0	152
	March 2024	34	4	23	111	0	172
	April 2024	36	2	15	87	0	140
	May 2024	255	31	131	413	0	830
	June 2024	42	4	26	107	0	179
	July 2024	27	2	18	103	0	150
	August 2024	54	4	21	129	0	208
	September 2024	26	2	14	78	0	120
	October 2024	39	5	26	89	0	159
	November 2024	268	40	133	444	0	885
	December 2024	29	3	17	103	0	152
	AGENCY TOTALS	889	100	480	1866	0	3335
Humboldt County Sheriff	January 2024	22	2	3	44	0	71
	February 2024	12	1	1	18	0	32
	March 2024	11	0	0	24	0	35
	April 2024	23	2	3	35	0	63
	May 2024	22	2	2	31	0	57
	June 2024	10	1	0	20	0	31
	July 2024	38	3	8	53	0	102
	August 2024	21	5	3	36	0	65
	September 2024	79	11	23	92	0	205
	October 2024	84	8	23	107	0	222
	November 2024	14	1	7	28	0	50
	December 2024	17	0	1	44	0	62
	AGENCY TOTALS	353	36	74	532	0	995
Lander County Sheriff	January 2024	7	1	0	10	0	18
	February 2024	28	0	10	12	0	50
	March 2024	5	0	2	7	0	14
	April 2024	14	0	5	0	0	19
	May 2024	4	0	2	7	0	13
	June 2024	1	0	0	4	0	5
	July 2024	13	0	4	5	0	22
	August 2024	16	0	4	9	0	29
	September 2024	1	0	0	5	0	6
	December 2024	16	0	4	0	0	20
	AGENCY TOTALS	105	1	31	59	0	196
Las Vegas Detention and Enforcement	January 2024	25	6	39	100	0	170
	February 2024	25	2	50	102	0	179

Enforcement	March 2024	42	4	45	164	0	255
	April 2024	44	10	57	156	0	267
	May 2024	36	5	85	176	0	302
	June 2024	65	7	85	209	0	366
	July 2024	45	14	90	221	0	370
	August 2024	39	5	54	143	0	241
	September 2024	45	13	63	196	0	317
	October 2024	37	6	58	162	0	263
	November 2024	39	10	44	176	0	269
	December 2024	37	14	61	172	0	284
	AGENCY TOTALS	479	96	731	1977	0	3283
	Lincoln County Sheriff	January 2024	4	0	0	21	0
February 2024		11	0	3	10	0	24
March 2024		7	2	0	15	0	24
April 2024		28	2	4	23	0	57
May 2024		5	0	0	19	0	24
June 2024		2	0	0	4	0	6
July 2024		11	1	0	16	0	28
August 2024		9	0	1	17	0	27
September 2024		6	0	2	11	0	19
October 2024		5	1	4	15	0	25
November 2024		2	1	0	4	0	7
December 2024		5	0	0	7	0	12
AGENCY TOTALS	95	7	14	162	0	278	
Lyon County Sheriff	January 2024	144	10	17	219	2	392
	February 2024	174	9	41	249	1	474
	March 2024	269	8	56	294	0	627
	April 2024	313	7	46	248	1	615
	May 2024	396	15	79	375	0	865
	June 2024	415	4	86	395	0	900
	July 2024	415	3	72	415	0	905
	August 2024	383	7	69	372	0	831
	September 2024	235	7	56	242	0	540
	October 2024	254	6	51	272	0	583
	November 2024	251	20	33	274	0	578
	December 2024	226	11	17	172	1	427
AGENCY TOTALS	3475	107	623	3527	5	7737	
Mesquite Police Department	January 2024	6	0	4	10	0	20
	February 2024	7	0	6	20	0	33
	March 2024	1	0	2	13	0	16
	April 2024	6	2	5	22	0	35
	May 2024	4	2	0	10	0	16
	June 2024	8	0	2	14	0	24
	July 2024	5	0	0	13	0	18
	August 2024	12	0	8	9	0	29
	September 2024	26	0	12	9	0	47
	October 2024	4	0	0	2	0	6

	November 2024	1	0	1	3	0	5
	December 2024	0	0	1	4	0	5
	AGENCY TOTALS	80	4	41	129	0	254
Mineral County Sheriff	January 2024	4	0	0	19	0	23
	February 2024	2	1	0	13	0	16
	March 2024	7	1	3	21	0	32
	April 2024	7	3	0	24	0	34
	May 2024	21	3	4	40	0	68
	June 2024	7	3	2	28	0	40
	July 2024	10	4	2	15	0	31
	August 2024	15	6	2	28	0	51
	September 2024	11	2	3	29	0	45
	October 2024	7	11	2	39	0	59
	November 2024	5	1	0	19	0	25
	December 2024	5	3	0	25	0	33
		AGENCY TOTALS	101	38	18	300	0
Nevada Department Of Corrections	January 2024	1477	174	388	1618	2	3659
	February 2024	1504	154	435	1692	0	3785
	March 2024	1512	157	400	1695	1	3765
	April 2024	1781	181	437	2109	1	4509
	May 2024	2246	208	504	2514	0	5472
	June 2024	12060	1269	4748	15327	6	33410
	July 2024	2169	178	505	2312	1	5165
	August 2024	2414	194	541	2582	0	5731
	September 2024	2824	289	798	3007	4	6922
	October 2024	2341	215	569	2563	0	5688
	November 2024	1933	195	520	2207	1	4856
	December 2024	1897	132	437	1962	0	4428
		AGENCY TOTALS	34158	3346	10282	39588	16
Nevada Department of Public Safety Probation and Parole	January 2024	403	76	92	658	0	1229
	February 2024	456	55	128	708	1	1348
	March 2024	410	62	106	811	0	1389
	April 2024	366	69	88	602	2	1127
	May 2024	369	48	98	703	0	1218
	June 2024	340	49	92	652	4	1137
	July 2024	385	54	88	743	0	1270
	August 2024	459	65	117	720	2	1363
	September 2024	409	53	121	755	0	1338
	October 2024	372	53	100	663	0	1188
	November 2024	314	56	105	556	1	1032
	December 2024	331	43	85	613	3	1075
		AGENCY TOTALS	4614	683	1220	8184	13
Nye County Sheriff	January 2024	286	4	80	342	0	712
	February 2024	293	2	84	371	0	750
	March 2024	327	0	67	489	0	883
	April 2024	231	0	58	342	0	631
	May 2024	290	8	75	366	1	740

	June 2024	237	7	57	343	0	644
	July 2024	381	5	79	409	0	874
	August 2024	306	3	82	400	0	791
	September 2024	306	2	71	425	0	804
	October 2024	238	2	70	341	0	651
	November 2024	287	6	64	313	0	670
	December 2024	242	4	49	311	0	606
	AGENCY TOTALS	3424	43	836	4452	1	8756
Pershing County Sheriff	January 2024	56	2	13	51	0	122
	February 2024	68	2	11	76	0	157
	March 2024	19	1	9	10	0	39
	April 2024	6	1	2	11	0	20
	May 2024	14	0	0	10	0	24
	June 2024	27	0	6	17	0	50
	July 2024	8	0	0	10	0	18
	August 2024	15	0	5	23	0	43
	September 2024	1	0	3	10	0	14
	October 2024	11	0	1	17	0	29
	November 2024	5	0	1	7	0	13
	December 2024	4	4	9	18	0	35
		AGENCY TOTALS	234	10	60	260	0
Storey County Sheriff	January 2024	2	0	0	4	0	6
	February 2024	10	0	4	17	0	31
	March 2024	2	0	0	1	0	3
	April 2024	5	0	0	2	0	7
	May 2024	2	0	2	10	0	14
	June 2024	3	0	0	10	0	13
	July 2024	4	0	2	11	0	17
	August 2024	8	0	4	10	0	22
	September 2024	8	0	0	11	0	19
	October 2024	7	0	1	19	0	27
	November 2024	1	1	1	10	0	13
	December 2024	11	3	4	27	0	45
		AGENCY TOTALS	63	4	18	132	0
Washoe County Sheriff	January 2024	1130	20	205	766	0	2121
	February 2024	1176	25	191	749	0	2141
	March 2024	1324	34	201	822	1	2382
	April 2024	1159	19	214	829	0	2221
	May 2024	1119	17	259	904	0	2299
	June 2024	1023	15	247	860	3	2148
	July 2024	1231	18	269	915	0	2433
	August 2024	1097	40	267	881	0	2285
	September 2024	1155	83	259	852	2	2351
	October 2024	1358	106	238	811	0	2513
	November 2024	960	95	222	761	0	2038
	December 2024	1199	102	246	887	0	2434
		AGENCY TOTALS	13931	574	2818	10037	6

White Pine County Sheriff	January 2024	15	0	2	29	0	46
	February 2024	12	0	4	16	0	32
	March 2024	19	0	1	17	0	37
	April 2024	15	0	0	12	0	27
	May 2024	23	0	6	13	0	42
	June 2024	19	0	3	21	0	43
	July 2024	15	0	0	22	0	37
	August 2024	18	2	0	14	0	34
	September 2024	24	0	3	25	0	52
	October 2024	32	0	1	35	0	68
	November 2024	6	0	0	6	0	12
	December 2024	52	0	9	35	0	96
	AGENCY TOTALS	250	2	29	245	0	526
Grand Total	72651	5981	23200	95256	51	197139	

# APPENDIX E

**2023 and 2024**

**Attorney Generals' Domestic Violence**

**Statewide Fatality Review Team**

**Reports**





## **Nevada Office of the Attorney General Committee on Domestic Violence (CDV) Fatality Review Team Report**

**December 20, 2023**

### **Summary of Review:**

On December 20, 2023, the Nevada Office of the Attorney General Committee on Domestic Violence Statewide Fatality Review Team (AG-DVSFRT) conducted a review of domestic violence fatalities in Clark County and the rural counties as well as the Gun Violence Archives Murder/Suicide Report 2023 ([Murder/Suicides in 2023 | Gun Violence Archive](#)). The purpose of the review was to gather information about fatalities related to domestic violence in Nevada and to identify any opportunities for intervention. In addition to this review, the subcommittee also worked to generate discussion about the state response to domestic violence, prevention, and intervention efforts. The multidisciplinary review process works to identify opportunities for improvement and make recommendations for prevention of future deaths related to domestic violence.

Below is a list of identified opportunities for improvement as well as resources and suggested strategies for implementation.

### **Opportunities Identified by the Review Team:**

**Issue #1:** *Training was the first issue identified. This review led the team beyond gaps, barriers, and challenges in the criminal justice system, which includes legislators, the judiciary, prosecution, and law enforcement, out into the community. The team took a great deal of time walking through as many sectors in life a victim/survivor may encounter as a female, as a male, and then again as a member of the LGBTQ+ community. While doing this the team identified key components of understanding and responding appropriately to incidences of domestic violence*

*that are being missed across the state. These components are cultural and gender biases, updated evidence-based information on the complexity of domestic violence and how to identify patterns of abuse in the midst of chaos, complex trauma, the trauma bond impact on children, impacts of judicial orders and decisions (e.g., reunification, parental alienation), strangulation, and the importance of coordinated communication between law enforcement and the judiciary.*

**Proposed Response:**

Identify experts in the areas recognized above to provide video trainings the state of Nevada can utilize for training those that serve within the system and for our community service providers to utilize when providing public awareness events and advocate continuing education. To reiterate for clarity, the trainings will include cultural and gender biases, updated evidence-based information on the complexity of domestic violence and how to identify patterns of abuse in the midst of chaos, complex trauma, the trauma bond impact on children, impacts of judicial orders and decisions (e.g., reunification, parental alienation), strangulation, the importance of coordinated communication between law enforcement and the judiciary (e.g. law enforcement does an assessment on scene which is then transmitted to the appropriate court as soon as possible), and any other areas identified as the project takes form. The video trainings will be made available to the Legislature, National Council of Juvenile and Family Court Judges, Nevada Administrative Office of the Courts Education Division, Nevada District Attorney's Association, Nevada Prosecutors Council, University of Nevada, Reno and Las Vegas, Nevada Coalition to End Domestic and Sexual Violence, Department of Child and Family Services, POST, CASA, statewide victim community service providers, medical providers, and any partners identified as possibly intersecting with victims of domestic violence and could have an opportunity to provide lifesaving information.

**Issue #2:** *There is no Statewide Domestic Violence Call Number to operate like 911 and route incoming 24/7 calls to the appropriate service provider or law enforcement agency. After much discussion, the scope of the issue was identified as being larger than this team could sufficiently address.*

**Proposed Response:**

Recommend to the Nevada Attorney General's Committee on Domestic Violence (CDV) to create a taskforce to perform a comprehensive review of what would be required to provide a 24/7 Statewide Call Number and report the findings back to the CDV for possible further action. The taskforce would be responsible for identifying possible funding sources, any legislative changes that may need to be

made, develop a coordinated plan that matches the funding and needs of the survivors, establish standardized language for congruency, and any other items not identified here but discovered in the research process taking efficiency into consideration at all times.

**Issue #3:** *There is a lack of healthy relationship education in the K-12 schools. Youth who are unable to identify the characteristics of healthy and unhealthy relationships are at far greater risk of experiencing domestic violence. While important for all youth, education in the schools is especially important for those who may be experiencing violence in their home. These classes can provide more than information for these students, they provide a trusted adult to talk with and resources for support outside of the classroom. Currently the state mandated sex education curriculum does not require information about healthy relationships.*

**Proposed Response:**

The Statewide Committee on Responses to Power-Based Violence in Schools (SCRPBVS) began meeting in 2023 and is working on creating guidelines for Nevada school districts to address power-based violence. This includes building strong relationships between school districts and community-based organizations. The Executive Director of Nevada Coalition to End Domestic and Sexual Violence (NCEDSV) currently chairs the SCRPBVS and is a voting member of the CDV. NCEDSV will bring the recommendations of this report to the committee to ensure that plans to implement statewide evidence-based prevention strategies including healthy relationship education are addressed in the work of the SCRPBVS.

**Issue #4:** *There is a lack of awareness about the severity and pervasiveness of domestic violence, and the local services available in a community by its local businesses and establishments. domestic violence Partnership, outreach, education, community involvement*

**Proposed Response:**

Create ways to bring together all community resources and partners (such as religious leaders, chambers of commerce, realtors, outside of the box partners etc.) to coordinate all avenues of services in a streamlined referral process to provide a robust of wrap around services as possible. The easier and user friendly the process is, the more likely it will be used in all cases not just the most severe. The earlier we intervene in a case the less likely a fatality will occur.

Identify ways to boost community outreach to not only bring more awareness to domestic violence but so more people know of all available resource options. Designate resources for larger outreach impact. A great example would be putting Information about the pervasiveness of domestic violence and its impacts on families, how many in their service area alone on billboards. This will assist in making domestic violence less of a taboo topic and more on the forefront of everyone's minds.

**Issue #5:** *The public continues to see domestic violence as a CIS gender woman being abused by a CIS gender man. We know that this leaves out many victims across the gender spectrum including CIS gender men. Gender-based violence language perpetuates this stereotype. Despite clear VAWA regulations, programs in Nevada continue to serve men differently by universal hotel placements rather than shelter when available. Hotel placements are not as safe and do not offer the same level of services as shelters. Public education along with program guidelines and technical support are needed to ensure that all victims feel safe to come forward and receive the same quality of services.*

**Proposed Response:**

It is recommended that the Attorney General's office ensure that public awareness campaigns and all outreach materials include gender-representation when portraying victims. Gender neutral pronouns should be used when discussing both victims and perpetrators of violence. The term **power-based violence** should be used in place of **gender-based violence** to ensure that all victims are included, and the foundation of the problem is clearly identified.

The Nevada Coalition to End Domestic and Sexual Violence (NCEDSV) is currently updating the promising practices manual for direct services providers along with an agency self-assessment tool. Both will include a comprehensive section on serving male victims. NCEDSV will guide programs through self-assessment and support in the creation of improvement plans including serving all genders equitably.

**Proposed Action Plan:**

The Attorney General's Fatality Review Team developed each of the recommendations listed above and the local community where the review was completed has already started to discuss ways that some of these recommendations can be implemented. The report of recommendations is provided to the Committee on Domestic Violence (CDV) for discussion to

identify ways the CDV and/or its members and their networks can take action in implementation. In addition, the Committee on Domestic Violence and the Ombudsman for Domestic Violence, Sexual Assault, and Human Trafficking can also help to support training initiatives, the dissemination of best practices, and implementation of the recommendations statewide.

**Attachment A: Domestic Violence Training and Resource List**



**Domestic Violence Resource List for Judges,  
Prosecutors, Law Enforcement, Service Providers, and  
anyone interested in preventing Domestic Violence  
Homicides**

Monday, October 21, 2024

To our fellow champions:

The following list of trainings and organizations are focused on domestic violence response for judges, Prosecutors, and first responders, homicide prevention and strangulation. We are hopeful this list will serve you well in assisting you in safety for yourselves, and successfully providing safety for the victims, and any children involved. The Attorney General's Committee on Domestic Violence and the Attorney General's Statewide Fatality Review Team say we appreciate you for all you do protect and save lives.

Wishing safety and success,

*The Teams*

**Resource List**

1. [The Training Institute on Strangulation Prevention \(strangulationtraininginstitute.com\)](http://strangulationtraininginstitute.com)
2. [Upcoming Trainings - National Center on Domestic and Sexual Violence \(ncdsv.org\)](http://ncdsv.org)
3. [Domestic Violence - Association of Prosecuting Attorneys \(apainc.org\)](http://apainc.org)
4. [Domestic Violence for First Responders - Government Training Agency \(govtraining.com\)](http://govtraining.com)
5. [Judicial Education Development Initiative on Domestic Violence: From Concepts to Improved Court Responses - NCJFCJ](#)
6. [Utilizing a Domestic Violence High Risk Team Model \(familyjusticecenter.org\)](http://familyjusticecenter.org)
7. [DVHRT Factsheet-June 2024. Accessible colors \(dvrisc.org\)](http://dvrisc.org)
8. [Domestic Violence Homicide Prevention | The Geiger Institute](#)

9. [Identifying and Preventing Gender and Intersectional Bias in Law Enforcement Responses to Domestic and Sexual Violence](#)
10. [Responding to the Needs of Immigrant Survivors of Domestic Violence](#)
11. [Improving our Response to Sexual Assaults](#)



## **Nevada Office of the Attorney General Committee on Domestic Violence (CDV) Fatality Review Team Report**

**December 3, 2024**

### **Summary of Review:**

On December 3, 2024, the Nevada Office of the Attorney General Committee on Domestic Violence Statewide Fatality Review Team (AG-DVSFRT) conducted a review of domestic violence fatalities in Elko County. The purpose of the review was to gather information about fatalities related to domestic violence in Nevada and to identify any opportunities for intervention. In addition to this review, the subcommittee also worked to generate discussion about the state response to domestic violence, prevention, and intervention efforts. The multidisciplinary review process works to identify opportunities for improvement and make recommendations for prevention of future deaths related to domestic violence.

Below is a list of identified opportunities for improvement as well as resources and suggested strategies for implementation.

### **Opportunities Identified by the Review Team:**

***Issue #1:*** *Children who have immediate placement such as next of kin or friend of the family quite often are missed in the aftermath of the traumatic incident they experienced and do not receive immediate and ongoing mental health services.*

*Without treatment, childhood exposure to traumatic events, especially an extremely traumatic event can affect the brain and nervous system and increase risk-taking behaviors resulting in low attendance at school, interpersonal issues, increased involvement with the juvenile justice system, run aways, etc.*



*It is extremely important for children to receive immediate mental health support after a traumatic event, as early intervention can significantly reduce the long-term negative impacts on their development and well-being, potentially preventing more severe mental health issues like PTSD, anxiety, and depression later in life; untreated trauma can affect brain development, emotional regulation, and social functioning in children resulting in behavior issues through adulthood.<sup>1</sup>*

*During the review it was identified that one of the surviving/witnessing children, after witnessing the horrific event of a double homicide/suicide, began missing school, getting suspended from school, got arrested for battery of an ex-girlfriend while in high school, was in a juvenile detention facility, was expelled from school, then at 18 years old, while on probation, brought a gun to the high school and threatened someone. He was arrested and sentenced to three (3) years in prison. Sadly, the exact outcomes stated in the cited research on the topic of the impacts of childhood trauma.*

*As stated in the Children's Legal Rights Journal "there is a strong likelihood that this pattern of abuse will become a continuing cycle of violence for the next generation. **Whether or not children grow up in a home where there is domestic violence is the single best predictor of whether children eventually become either perpetrators or victims of domestic violence themselves.**"<sup>2</sup>*

#### **Proposed Response:**

It is recommended agencies that operate to serve youth or have the opportunity to interact with youth in any way make ongoing training a priority especially focusing on creating an atmosphere of trust, non-judgment, patience and safety among Department of Child and Family Services staff, school social workers, teachers, school administrators, law enforcement officers, juvenile justice officers, etc. so families are even willing to look at interventions for themselves and their children. By doing this we can strengthen family wrap around supportive services and make early interventions for high-risk families and children.

To support the identification of high-risk youth it is recommended for strong interdisciplinary teams to work regularly tracking these children and teens for the

<sup>1</sup> [https://www.nctsn.org/what-is-child-trauma/about-child-trauma#:~:text=Without%20treatment%2C%20repeated%20childhood%20exposure%20to%20traumatic,ea,ting%20disorders%2C%20substance%20use%2C%20and%20high%2Drisk%20activities\).&text=Traumatic%20stress%20can%20also%20lead%20to%20increased,the%20child%20welfare%20and%20juvenile%20justice%20systems.](https://www.nctsn.org/what-is-child-trauma/about-child-trauma#:~:text=Without%20treatment%2C%20repeated%20childhood%20exposure%20to%20traumatic,ea,ting%20disorders%2C%20substance%20use%2C%20and%20high%2Drisk%20activities).&text=Traumatic%20stress%20can%20also%20lead%20to%20increased,the%20child%20welfare%20and%20juvenile%20justice%20systems.)

<sup>2</sup> Centers 2021] 64 2 Children's Legal Rights Journal, Vol. 41, Iss. 1 [2021], Art. 7  
<https://lawcommons.luc.edu/clrj/vol41/iss1/7>

purpose of developing the best approach and person to begin the intervening process and provision of services.

We do understand that this will take additional resources that are not available now for these services. For this reason, the Team requests the State fund the “Account to Support Children’s Advocacy Centers (CAC’s), The Division of Child and Family Services may use the money in the Account to provide monetary support for the establishment and operation of children’s advocacy centers.” (NRS 432B.4019). The CAC’s model is designed to serve this exact purpose. A CAC intentionally creates a fully immersive child-friendly, safe space that can serve as a counseling center for primary and secondary child victims of violence whenever they are identified.

**Issue #2:** *There is a significant need of pro-bono attorneys especially in the areas of child welfare and guardianship statewide. Many children and non-offending family members suddenly having to take responsibility for children unexpectedly are left to struggle and fail in a system that is not designed to be user friendly adding to the already high-risk designation inherent in living through violence.*

**Proposed Response:**

Each county identifies the most appropriate agency or group to run an ongoing campaign for pro bono attorneys in their jurisdiction. Personal requests from professionals in your own community have a much greater impact from requirements from the bar or pleas from Legal Aid organizations.

**Issue #3:** *Reporting suspected child abuse or neglect can be an intimidating process. This is true even for professionals whose work revolves around children and families including: advocates, health care professionals, teachers, and mental health providers.*

*A 2017 meta-analysis published in the Journal of Nursing and Midwifery Sciences titled Challenges of reporting child abuse by healthcare professionals: A narrative review<sup>3</sup>, sought to answer the research authors concluded healthcare professionals struggled for a number of reasons some of these especially resonate with what is experienced across Nevada.*

- *Lack of knowledge – healthcare professionals needed more information about the “rules, procedures, and the way to report child abuse;”*

<sup>3</sup> Azizi M ShahhosseiniZ. Challenges of reporting child abuse by healthcare professionals: A narrative review. J Nurs Midwifery Sci 2017;4:110-6

- *Attitudes and beliefs – healthcare professionals often based their decisions to report on outcomes of previous reporting. They also had fears that are especially relevant in domestic violence situations including:*
  - *Fear of threats and family retaliation;*
  - *Fear of upsetting the family;*
  - *Fear that the children will be further isolated and stigmatized*
  - *Fear of making the family situation worse; and*
  - *Fear of intensifying the abuse.*
  
- *Interpersonal barriers –*
  - *Service providers are often concerned that reporting will cause a disconnect between the family and current services.*
  - *Some healthcare professionals do not fully understand how to handle the professional ethics of confidentiality as it pertains to mandated reporting*
  
- *Poor communication between organizations and systems – there is often “inadequate interaction between child protection systems and healthcare professionals.”*

**Proposed Response:**

These challenges are not unique to healthcare professionals but are shared across mandated reporters. A variety of cross-sector trainings should be developed to meet these challenges.

- **Mandated Reporting Fundamentals** – A basic mandated reporting training should be developed and made available for all mandated reporters to learn the basic laws, definitions, and processes of reporting in Nevada.
  - New York State has a robust on-line, bilingual training which can be found here as an example. (<https://ocfs.ny.gov/programs/cps/mandated-reporter-training.php>)
  
- **Possible Outcomes of Reporting** – The fear of causing harm to a family is valid and should not be ignored. DCFS and local CPS offices should provide training with local mandated reporters and the community at large to increase understanding of:
  - Possible and most likely results of a report
  - Process of evaluating a report
  - Resources available to families through DCFS / CPS
  - Family experiences in CPS
  
- **Family Communications Skills** – The best practice in making reports is to partner with the family and involve them in the reporting process. This also is the most trauma informed way of making a report. Most mandated reporters never receive

training on how to talk with a family about their need and intent to report. Mandated reporters should receive training on building and maintaining family trust throughout the reporting process. This should include clearly explaining any reporting requirements at the beginning of the relationship; talking with the family when the provider first has a concern; engaging the family in the call when possible; and continuing to partner with the family throughout the CPS process.

***Issue #4:*** *Rural, single-employer towns, lack resources for prevention programs with their staff and the community. An additional barrier to prevention of domestic violence in a rural community in Nevada is when there are not enough local workers to fill the need, then contracted workers are often employed with little or no connection to the company they are working for or the community they are temporarily passing through.*

**Proposed Response:**

Utilize large employers such as the mines, Tesla, or the local unions, as part of a public-private partnership in order to create support and safety programs, as well as to bolster prevention strategies within the structure of the company and community awareness campaigns to do the same in the community.

The Committee on Domestic Violence along with other stakeholders could partner with a human resources administrator to develop a virtual manual specifically tailored for the transient worker contract companies to hold them accountable for their behavior and contribution to the community. The manual would be made available to the general public as well to apply to their own situations or businesses.

***Issue #5:*** *Law enforcement and medical providers are suffering vicarious trauma after dealing with extreme violence and fatality needs to be addressed as it happens and not only dealing with the aftermath.*

**Proposed Response:**

There are three (3) counties in Nevada out of 17 which have Mobil Outreach Safety Teams, M.O.S.T.. According to the description below, these teams are made up of mental health providers currently working with law enforcement to respond to calls where a member/s of the public who are in a mental health crisis. This would be a great avenue to expand throughout the state for the same purpose they serve now, as well as adding fatality calls for them to respond to

for the first responders and any witnessing survivors support and resources which often times are the children in the home.

M.O.S.T., Mobile Outreach Safety Team, is a partnership between public mental health providers and law enforcement agencies. The team assesses a person's mental health and needs, then helps direct them to the most appropriate resources. The goal of M.O.S.T. is to keep people out of the criminal justice system and divert them to mental health services instead.

### **Proposed Action Plan:**

The Attorney General's - Domestic Violence Statewide Fatality Review Team developed each of the recommendations listed above. The report of recommendations is provided to the Committee on Domestic Violence (CDV) for discussion to identify ways the CDV and/or its members and their networks can take action in implementation. In addition, the Committee on Domestic Violence and the Ombudsman for Domestic Violence, Sexual Assault, and Human Trafficking can help support expanding immediate mental health resources for children who witness violence and first responders on scene, increasing pro bono attorneys, especially in the areas of child welfare and guardianship, training initiatives regarding mandatory reporting, and assisting stakeholders in establishing public/private partnership awareness campaigns and establishing prevention strategies within in the structure of the company.

### **Attachment A: Domestic Violence Training and Resource List**



**Domestic Violence Resource List for Judges,  
Prosecutors, Law Enforcement, Service Providers, and  
anyone interested in preventing Domestic Violence  
Homicides**

Monday, October 21, 2024

To our fellow champions:

The following list of trainings and organizations are focused on first responder mental health. We are hopeful this list will serve you well as you assist victims and any children involved. The Attorney General's Committee on Domestic Violence and the Attorney General's – Domestic Violence Statewide Fatality Review Team say we appreciate you for all you do protect and save lives.

Wishing safety and success,

*The Teams*

**Resource List**

1. <https://cops.usdoj.gov/lemhwaresources>
2. [The Training Institute on Strangulation Prevention \(strangulationtraininginstitute.com\)](http://strangulationtraininginstitute.com)
3. <https://www.sheriffs.org/mental-health-tools-and-other-resources>
4. <https://www.justice.gov/archives/asg/officer-safety-and-wellness-resources>
5. <https://www.apexofficer.com/resources/mental-health-resources-for-law-enforcement>
6. <https://www.nami.org/advocacy/crisis-intervention/crisis-intervention-team-cit-programs/>